



Government Gazette Staatskoerant

REPUBLIC OF SOUTH AFRICA
REPUBLIEK VAN SUID AFRIKA

Vol. 641

23 November 2018
November

No. 42053

PART 1 OF 5

N.B. The Government Printing Works will not be held responsible for the quality of "Hard Copies" or "Electronic Files" submitted for publication purposes

ISSN 1682-5843



AIDS HELPLINE: 0800-0123-22 Prevention is the cure

For purposes of reference, all Proclamations, Government Notices, General Notices and Board Notices published are included in the following table of contents which thus forms a weekly index. Let yourself be guided by the gazette numbers in the righthand column:

Weekly Index

No.	Page No.	Gazette No.
GOVERNMENT NOTICE		
Agriculture, Forestry and Fisheries, Department of		
1213 Fertilizer, Farm Feeds, Agricultural Remedies and Stock Remedies Act (36/1947) :Proposed Amendment of Regulations relating to Farm Feeds.....	18	42021
Economic Development Department		
1227 Competition Act (89/1998) :Invitation for the public to comment on the amendment to Regulation 15 of the Competition Commission rules.....	4	42030
Higher Education and Training, Department of		
1225 Higher Education Act (101/1997) :Call for nominations of members for the Council on Higher Education.....	4	42026
Home Affairs, Department of		
1214 Births and Deaths Registration Act (51/1992) :Alteration of Forenames	19	42021
1215 Births and Deaths Registration Act (51/1992) :Alteration of Surnames.....	28	42021
Justice and Constitutional Development, Department of		
1216 Small Claims Courts Act (61/1984) :Establishment of a Small Claims Court for the area of Ngwelezane.....	41	42021
Labour, Department of		
1217 Compensation for Occupational Injuries and Diseases Act (130/1993) :Regulation on IOD/OD Documents to be provided by Employers to Compensation Fund in Administration of Claims Adjudication Processes	42	42021
Rural Development and Land Reform, Department of		
1218 Restitution of Land Rights Act (22/1994) as amended :Portion 6 (remaining extent) of the Farm Kalkoven 299 LS	49	42021
South African Revenue Service		
1219 Income Tax Act, 1962 :Agreement between South Africa and Turks and Caicos Islands for the exchange of information relating to tax matters.....	50	42021
Telecommunications and Postal Services, Department of		
1226 Postal Services Act (124/1998) :Notice of intended introduction in Parliament of the Postal Services Amendment Bill, 2018	4	42027

Alle Proklamasies, Goewermentskennisgewings, Algemene Kennisgewings en Raadskennisgewings gepubliseer, word vir verwysingsdoeleindes in die volgende Inhoudopgawe ingesluit wat dus weeklikse indeks voorstel. Laat self deur die Koerantnommers in die regterhandse kolom lei:

Weeklikse Indeks

No.	Bladsy No.	Koerant No.
GOEWERMENTSKENNISGEWINGS		
Landbou, Bosbou en Visserye, Departement van		
1213 Fertilizer, Farm Feeds, Agricultural Remedies and Stock Remedies Act (36/1947) :Proposed Amendment of Regulations relating to Farm Feeds.....	18	42021
Ekonomiese Ontwikkeling Departement		
1227 Competition Act (89/1998) :Invitation for the public to comment on the amendment to Regulation 15 of the Competition Commission rules.....	4	42030
Hoër Onderwys en Opleiding, Departement van		
1225 Higher Education Act (101/1997) :Call for nominations of members for the Council on Higher Education.....	4	42026
Binnelandse Sake, Departement van		
1214 Births and Deaths Registration Act (51/1992) :Alteration of Forenames	19	42021
1215 Births and Deaths Registration Act (51/1992) :Alteration of Surnames.....	28	42021
Justisie en Staatskundige Ontwikkeling, Departement van		
1216 Small Claims Courts Act (61/1984) :Establishment of a Small Claims Court for the area of Ngwelezane.....	41	42021
Arbeid, Departement van		
1217 Compensation for Occupational Injuries and Diseases Act (130/1993) :Regulation on IOD/OD Documents to be provided by Employers to Compensation Fund in Administration of Claims Adjudication Processes	42	42021
Landelike Ontwikkeling en Grondhervorming, Departement van		
1218 Restitution of Land Rights Act (22/1994) as amended :Portion 6 (remaining extent) of the Farm Kalkoven 299 LS	49	42021
Suid-Afrikaanse Inkomstediens		
1219 Inkomstebelastingwet, 1962 :Ooreenkoms tussen Suid-Afrika en die Regering van die Turks- en Caicos-eilande vir die uitruil van inligting met betrekking tot belastingaangeleenthede	60	42021
Telekommunikasie en Posdienste, Departement van		
1226 Postal Services Act (124/1998) :Notice of intended introduction in Parliament of the Postal Services Amendment Bill, 2018	6	42027

No.	Page No.	Gazette No.	No.	Page No.	Gazette No.
Trade and Industry, Department of			Handel en Nywerheid, Departement van		
1220 Co-operatives Act, 2005 :Co-operatives to be struck from the register	70	42021	1220 Co-operatives Act, 2005 :Co-operatives to be struck from the register	70	42021
1221 Co-operatives Act, 2005 :Co-operatives that have been removed from the register	71	42021	1221 Co-operatives Act, 2005 :Co-operatives that have been removed from the register	71	42021
1222 Companies and Intellectual Property Commission (CIPC) :Notice regarding closure of CIPC during 2018 X-mas to 2019 new year: 10h00, on Friday, 21 December 2018 to Tuesday, 1 January 2019	72	42021	1222 Companies and Intellectual Property Commission (CIPC) :Notice regarding closure of CIPC during 2018 X-mas to 2019 new year: 10h00, on Friday, 21 December 2018 to Tuesday, 1 January 2019	72	42021
1223 Broad-Based Black Economic Empowerment Act (53/2003) :Codes of Good Practice on Broad Based Black Economic Empowerment	73	42021	1223 Broad-Based Black Economic Empowerment Act (53/2003) :Codes of Good Practice on Broad Based Black Economic Empowerment	73	42021
GENERAL NOTICE			ALGEMENE KENNISGEWINGS		
Electoral Commission			Verkiegingskommissie		
698 Electoral Commission Act (51/1996) :Correction notice	4	42028	698 Electoral Commission Act (51/1996) :Correction notice	4	42028
Independent Communications Authority of South Africa			Onafhanklike Kommunikasie-owerheid van Suid-Afrika		
683 Electronic Communications Act (36/2005) :Draft International Mobile Telecommunications (IMT) Road-map for consultation..	152	42021	683 Electronic Communications Act (36/2005) :Draft International Mobile Telecommunications (IMT) Road-map for consultation..	152	42021
700 Independent Communications Authority of South Africa :Notice of Public Hearings to be held in respect of Application for Individual Commercial Free-to-Air Television Broadcasting Service Licence and Radio Frequency Spectrum Licence for MUX 3 Frequencies Commercial Free-to-Air Television Broadcasting Service	4	42031	700 Independent Communications Authority of South Africa :Notice of Public Hearings to be held in respect of Application for Individual Commercial Free-to-Air Television Broadcasting Service Licence and Radio Frequency Spectrum Licence for MUX 3 Frequencies Commercial Free-to-Air Television Broadcasting Service	4	42031
701 The Independent Communications Authority of South Africa ("the Authority") :Notice of a Public Hearing on North West FM (Pty) Ltd Renewal Application	4	42032	701 The Independent Communications Authority of South Africa ("the Authority") :Notice of a Public Hearing on North West FM (Pty) Ltd Renewal Application	4	42032
702 Electronic Communications Act (36/2005) :Renewal of Class Electronic Communications Service and Class Electronic Communications Network Service Licences....	4	42033	702 Electronic Communications Act (36/2005) :Renewal of Class Electronic Communications Service and Class Electronic Communications Network Service Licences....	4	42033
Labour, Department of			Arbeid, Departement van		
684 Labour Relations Act, 1995 :Metal and Engineering Industries Bargaining Council: Extension to Non-parties of the Pension Fund Collective Agreement	337	42021	684 Labour Relations Act, 1995 :Metal and Engineering Industries Bargaining Council: Extension to Non-parties of the Pension Fund Collective Agreement	337	42021
685 Labour Relations Act, 1995 :Metal and Engineering Industries Bargaining Council: Extension to Non-parties of the Provident Fund Collective Agreement	365	42021	685 Labour Relations Act, 1995 :Metal and Engineering Industries Bargaining Council: Extension to Non-parties of the Provident Fund Collective Agreement	365	42021
686 Labour Relations Act, 1995 :Bargaining Council for the Laundry, Cleaning and Dyeing Industry (KwaZulu-Natal): Extension of period of operation of the main collective agreement	396	42021	686 Labour Relations Act, 1995 :Bargaining Council for the Laundry, Cleaning and Dyeing Industry (KwaZulu-Natal): Extension of period of operation of the main collective agreement	396	42021
687 Labour Relations Act, 1995 :Invitation to make representations: Dispute Resolution Levy and Registration of Employers Collective Agreement of the National Bargaining Council for the Wood and Paper Sector	397	42021	687 Labour Relations Act, 1995 :Invitation to make representations: Dispute Resolution Levy and Registration of Employers Collective Agreement of the National Bargaining Council for the Wood and Paper Sector	397	42021

No.	Page No.	Gazette No.	No.	Page No.	Gazette No.
Law Society of the Cape of Good Hope			Wetsgenootskap van Kaap die Goeie Hoop		
703 Legal Practice Act (28/2014) :Legal Practice Council: Notice of suspension of code of conduct.....	4	42035	703 Legal Practice Act (28/2014) :Legal Practice Council: Notice of suspension of code of conduct.....	4	42035
Public Works, Department of			Openbare Werke, Departement van		
688 Construction Industry Development Board Act (38/2000) (the Act) :CIDB Best Practice Project Assessment Scheme: Standard for Minimum Requirements for Engaging Contractors and Sub-Contractors on Construction Works Contracts, 25 October 2015.....	400	42021	688 Construction Industry Development Board Act (38/2000) (the Act) :CIDB Best Practice Project Assessment Scheme: Standard for Minimum Requirements for Engaging Contractors and Sub-Contractors on Construction Works Contracts, 25 October 2015.....	400	42021
689 Construction Industry Development Board Act (38/2000) :Standard for Health & Safety Plans and Auditing Requirements & Standard for Primary Health Assessments for Construction Works	406	42021	689 Construction Industry Development Board Act (38/2000) :Standard for Health & Safety Plans and Auditing Requirements & Standard for Primary Health Assessments for Construction Works	406	42021
Rural Development and Land Reform, Department of			Landelike Ontwikkeling en Grondhervorming, Departement van		
690 Restitution of Land Rights Act (22/1994) :Lot 1 Albert Falls Township	464	42021	690 Restitution of Land Rights Act (22/1994) :Lot 1 Albert Falls Township	464	42021
691 Restitution of Land Rights Act (22/1994) :Portion 28, of the farm Upper End of Langefontein No. 980.....	465	42021	691 Restitution of Land Rights Act (22/1994) :Portion 28, of the farm Upper End of Langefontein No. 980.....	465	42021
692 Restitution of Land Rights Act (22/1994) :Portion 0 (remaining extent) of the farm Mount Verde No. 18081	467	42021	692 Restitution of Land Rights Act (22/1994) :Portion 0 (remaining extent) of the farm Mount Verde No. 18081	467	42021
693 Restitution of Land Rights Act (22/1994) :Farm Stein Coal Spruit 1171	468	42021	693 Restitution of Land Rights Act (22/1994) :Farm Stein Coal Spruit 1171	468	42021
694 Restitution of Land Rights Act (22/1994) :Portion 2 of the Farm Tala No. 13731, Camperdown	470	42021	694 Restitution of Land Rights Act (22/1994) :Portion 2 of the Farm Tala No. 13731, Camperdown	470	42021
695 Restitution of Land Rights Act (22/1994) :Lot 888, Ladysmith Township	471	42021	695 Restitution of Land Rights Act (22/1994) :Lot 888, Ladysmith Township	471	42021
South African Reserve Bank			Suid-Afrikaanse Reserwebank		
696 Currency and Exchanges Act (9/1933), as amended :Notice and Order of Forfeiture: Turalor Close Corporation.....	472	42021	696 Currency and Exchanges Act (9/1933), as amended :Notice and Order of Forfeiture: Turalor Close Corporation.....	472	42021
The Presidency			Die Presidensie		
699 National Prosecuting Authority Act (32/1998) :Terms of Reference on an enquiry into the fitness of Adv. Nomgcobo Jiba & Adv. Lawrence Sithembiso Mrwebi	4	42029	699 National Prosecuting Authority Act (32/1998) :Terms of Reference on an enquiry into the fitness of Adv. Nomgcobo Jiba & Adv. Lawrence Sithembiso Mrwebi	4	42029
711 Remuneration of Public Office Bearers, 1997 :Explanatory Memorandum for Annual Remuneration Recommendations 2018/2019	4	42040	711 Remuneration of Public Office Bearers, 1997 :Explanatory Memorandum for Annual Remuneration Recommendations 2018/2019	4	42040

IMPORTANT NOTICE:

THE GOVERNMENT PRINTING WORKS WILL NOT BE HELD RESPONSIBLE FOR ANY ERRORS THAT MIGHT OCCUR DUE TO THE SUBMISSION OF INCOMPLETE / INCORRECT / ILLEGIBLE COPY.

No FUTURE QUERIES WILL BE HANDLED IN CONNECTION WITH THE ABOVE.

Contents

<i>No.</i>		<i>Gazette No.</i>	<i>Page No.</i>
GOVERNMENT NOTICES • GOEWERMENTSKENNISGEWINGS			
Agriculture, Forestry and Fisheries, Department of/ Landbou, Bosbou en Visserie, Departement van			
1265	Agricultural Product Standards Act (119/1990): Standards and Requirements Regarding Control of the Export of Table Grapes: Amendment.....	42053	15
1265	Wet op Landbouproduktstandaarde (119/1990): Standaard en Vereistes Betreffende Beheer oor die Uitvoer van Tafeldruie: Wysiging.....	42053	15
Civilian Secretariat for the Police Service/ Burgerlike Sekretariaat vir die Polisie			
1266	South African Police Service Act (68/1995): Amendment of the Regulations for the South African Police Service .	42053	16
Economic Development, Department of/ Ekonomiese Ontwikkeling, Departement van			
1267	Competition Act (89/1998), as amended: Memorandum of understanding entered into by and between The Competition Commission and The Federation of Governing Bodies of South African Schools.....	42053	24
Higher Education and Training, Department of/ Hoër Onderwys en Opleiding, Departement van			
1268	Higher Education Act (101/1997), as amended: Report of the Independent Assessor into the Affairs of Mangosuthu University of Technology, appointed by the Minister of Higher Education and Training.....	42053	41
Home Affairs, Department of/ Binnelandse Sake, Departement van			
1269	Births and Deaths Registration Act (51/1992): Alteration of forenames in terms of section 24 of the Act	42053	137
1270	Births and Deaths Registration Act (51/1992): Alteration of surnames in terms of section 26 of the Act	42053	147
Human Settlements, Department of/ Menslike Nedersettings, Departement van			
1271	Promotion of Access to Information Act (2/2000): Department of Human Settlements: PAIA Manual 2018-2019	42053	158
Labour, Department of/ Arbeid, Departement van			
1272	Labour Relations Act, 1995: Invitation to make representations: The Main Collective Agreement of the Bargaining Council for the Furniture Manufacturing Industry of KwaZulu-Natal.....	42053	211
Rural Development and Land Reform, Department of/ Landelike Ontwikkeling en Grondhervorming, Departement van			
1273	Restitution of the Land Rights Act (22/1994): Lemoenfontein 436 JS.....	42053	214
1274	Restitution of Land Rights Act (22/1994): Kabokweni 73 JU.....	42053	220
1275	Restitution of Land Rights Act (22/1994) as amended: Rietfontein 90 JS.....	42053	222
1276	Restitution of Land Rights Act (22/1994) as amended: Drinkwater 443 IS	42053	224
1277	Restitution of Land Rights Act (22/1994) as amended: Enkeldoringoog 651 JR (consolidation of the Farm Graslaagte 232 JR, Portion 1 and 2).....	42053	225
1278	Restitution of Land Rights Act (22/1994) as amended: Grootrietvley 210 JS.....	42053	228
1279	Restitution of Land Rights Act (22/1994): Remaining Extent of the Farm Mohlabas Location 567 LT	42053	229
1280	Restitution of Land Rights Act (22/1994) as amended: The Ranch 66 JU	42053	231
1281	Restitution of Land Rights Act (22/1994) as amended: A portion of unsurveyed and unregistered land in Manzana Village Engcobo, Chris Hani, Engcobo Local Municipality, Eastern Cape Province	42053	232
1282	Restitution of Land Rights Act (22/1994): A portion of Residential Land in Hopewell Farm No. 220 in Queenstown, Enoch Mgijima District Municipality, Eastern Cape Province	42053	233
1283	Restitution of Land Rights Act (22/1994) as amended: Vati Aron Jambela (Family Claim)	42053	234
1284	Restitution of Land Rights Act (22/1994) as amended: Klipfontein 495 JS	42053	235
1285	Restitution of Land Rights Act (22/1994) as amended: Trichardtsfontein 140 IS.....	42053	237
1286	Restitution of Land Rights Act (22/1994) as amended: Haasfontein 28 IS	42053	239
1287	Restitution of the Land Rights Act (22/1994): Doornboom 248 JS: The Remaining Extent of Portion 7	42053	241
1288	Restitution of Land Rights Act (22/1994) as amended: De Wittekrans 218 IS.....	42053	243
1289	Restitution of Land Rights Act (22/1994) as amended: Naboth 167 IS.....	42053	245
Trade and Industry, Department of/ Handel en Nywerheid, Departement van			
1290	Co-operatives Act, 2005: Co-operatives to be struck from the register	42053	247
1291	Co-operatives Act, 2005: Co-operatives to be struck from the register	42053	248
1292	Co-operatives Act, 2005: Co-operatives that have been removed from the register	42053	249
1293	Co-operatives Act, 2005: Co-operatives that have been removed from the Register.....	42053	250
1294	Co-operatives Act, 2005: Co-operatives that have been removed from the Register.....	42053	251

1295	Co-operatives Act, 2005: Co-operatives that have been removed from the register	42053	252
1296	Companies Act (71/2008): Invitation for the public to comment on the fee increase for services in terms of the Act	42053	253
Water and Sanitation, Department of/ Water en Sanitasie, Departement van			
1297	National Water Act, (36/1998): Proposed Classes of Water Resources and Resource Quality Objectives for the Mzimvubu Catchment	42053	265
1298	National Water Act (36/1998): Proposed classes of water resources and resource quality objectives for the Breede-Gouritz Water Management Area.....	42053	290
GENERAL NOTICES • ALGEMENE KENNISGEWINGS			
Agriculture, Forestry and Fisheries, Department of/ Landbou, Bosbou en Visserie, Departement van			
715	Subdivision of Agricultural Land Act (70/1970): Exclusion of certain properties from the Provisions of the Act in various Municipalities within the Republic of South Africa	42053	411
716	Agricultural Product Standards Act (119/1990): Proposed amendments to the Standards and Requirements regarding control of the export of apples, peaches and nectarines, plums and prunes, apricots and pears	42053	412
Energy, Department of/ Energie, Departement van			
717	Petroleum Products Act of 1977: The Department of Energy hereby publishes a Discussion Document on the review of the Basic Fuel Price (BFP) Structures for Petrol, Diesel and Illuminating Paraffin for Public Comment....	42053	413
Justice and Constitutional Development, Department of/ Justisie en Staatkundige Ontwikkeling, Departement van			
718	Promotion of Access to Information Act (2/2000): Description submitted in terms of section 15 (1): Limpopo Provincial Government: Office of the Premier	42053	421
719	Promotion of Access to Information Act (2/2000): Description submitted in terms of section 15 (1): Department of Small Business Development	42053	424
720	Promotion of Access to Information Act, 2000: National Regulator for Compulsary Specifications.....	42053	430
Labour, Department of/ Arbeid, Departement van			
721	Labour Relations Act (66/1995), as amended: Notice published by the Essential Services Committee ("the Committee")	42053	433
722	Labour Relations Act, 1995: Application for Variation of Registered Scope of a Bargaining Council	42053	435
Police, Department of/ Polisie, Departement van			
723	Private Security Industry Act (56/2001) and Security Officers Act (92/1987): Annual Fees Consultations	42053	440
Public Works, Department of/ Openbare Werke, Departement van			
724	Official Languages Act (12/2012): cidb Draft Language Policy for public comment.....	42053	469
Trade and Industry, Department of/ Handel en Nywerheid, Departement van			
725	International Trade Administration Commission of South Africa: The Commission hereby invites interested parties to submit comments on the Amended Guidelines.....	42053	475
726	International Trade Administration Commission: Customs Tariff Applications: List 08/2018	42053	502
727	International Trade Administration Commission: Notice of initiation of an investigation into the alleged dumping of polyethylene terephthalate imported from the People's Republic of China.....	42053	507
Transport, Department of/ Vervoer, Departement van			
728	National Environmental Management Act (107/1998), as amended: 3rd Edition Environmental Implementation Plan (EIP) 2015–2020.....	42053	515
729	International Air Regulations (60/1993): Grant/Amendment of International Air Service License.....	42053	562
730	Air Service Licensing Act (115/1990): Application for the Grant or Amendment of Domestic Air Service Licence ...	42053	563

Closing times for **ORDINARY WEEKLY** **GOVERNMENT GAZETTE** **2018**

*The closing time is **15:00** sharp on the following days:*

- **28 December 2017**, Thursday for the issue of Friday **05 January 2018**
- **05 January**, Friday for the issue of Friday **12 January 2018**
- **12 January**, Friday for the issue of Friday **19 January 2018**
- **19 January**, Friday for the issue of Friday **26 January 2018**
- **26 January**, Friday for the issue of Friday **02 February 2018**
- **02 February**, Friday for the issue of Friday **09 February 2018**
- **09 February**, Friday for the issue of Friday **16 February 2018**
- **16 February**, Friday for the issue of Friday **23 February 2018**
- **23 February**, Friday for the issue of Friday **02 March 2018**
- **02 March**, Friday for the issue of Friday **09 March 2018**
- **09 March**, Friday for the issue of Friday **16 March 2018**
- **15 March**, Thursday for the issue of Friday **23 March 2018**
- **22 March**, Thursday for the issue of Thursday **29 March 2018**
- **28 March**, Wednesday for the issue of Friday **06 April 2018**
- **06 April**, Friday for the issue of Friday **13 April 2018**
- **13 April**, Friday for the issue of Friday **20 April 2018**
- **19 April**, Thursday for the issue of Thursday **26 April 2018**
- **25 April**, Wednesday for the issue of Friday **04 May 2018**
- **04 May**, Friday for the issue of Friday **11 May 2018**
- **11 May**, Friday for the issue of Friday **18 May 2018**
- **18 May**, Friday for the issue of Friday **25 May 2018**
- **25 May**, Friday for the issue of Friday **01 June 2018**
- **01 June**, Friday for the issue of Friday **08 June 2018**
- **08 June**, Friday for the issue of Friday **15 June 2018**
- **15 June**, Friday for the issue of Friday **22 June 2018**
- **22 June**, Friday for the issue of Friday **29 June 2018**
- **29 June**, Friday for the issue of Friday **06 July 2018**
- **06 July**, Friday for the issue of Friday **13 July 2018**
- **13 July**, Friday for the issue of Friday **20 July 2018**
- **20 July**, Friday for the issue of Friday **27 July 2018**
- **27 July**, Friday for the issue of Friday **03 August 2018**
- **02 August**, Thursday for the issue of Friday **10 August 2018**
- **10 August**, Friday for the issue of Friday **17 August 2018**
- **17 August**, Friday for the issue of Friday **24 August 2018**
- **24 August**, Friday for the issue of Friday **31 August 2018**
- **31 August**, Friday for the issue of Friday **07 September 2018**
- **07 September**, Friday for the issue of Friday **14 September 2018**
- **14 September**, Friday for the issue of Friday **21 September 2018**
- **20 September**, Thursday for the issue of Friday **28 September 2018**
- **28 September**, Friday for the issue of Friday **05 October 2018**
- **05 October**, Friday for the issue of Friday **12 October 2018**
- **12 October**, Friday for the issue of Friday **19 October 2018**
- **19 October**, Friday for the issue of Friday **26 October 2018**
- **26 October**, Friday for the issue of Friday **02 November 2018**
- **02 November**, Friday for the issue of Friday **09 November 2018**
- **09 November**, Friday for the issue of Friday **16 November 2018**
- **16 November**, Friday for the issue of Friday **23 November 2018**
- **23 November**, Friday for the issue of Friday **30 November 2018**
- **30 November**, Friday for the issue of Friday **07 December 2018**
- **07 December**, Friday for the issue of Friday **14 December 2018**
- **13 December**, Thursday for the issue of Friday **21 December 2018**
- **19 December**, Wednesday for the issue of Friday **28 December 2018**

LIST OF TARIFF RATES FOR PUBLICATION OF NOTICES

COMMENCEMENT: 1 APRIL 2018

NATIONAL AND PROVINCIAL

Notice sizes for National, Provincial & Tender gazettes 1/4, 2/4, 3/4, 4/4 per page. Notices submitted will be charged at R1008.80 per full page, pro-rated based on the above categories.

Pricing for National, Provincial - Variable Priced Notices		
Notice Type	Page Space	New Price (R)
Ordinary National, Provincial	1/4 - Quarter Page	252.20
Ordinary National, Provincial	2/4 - Half Page	504.40
Ordinary National, Provincial	3/4 - Three Quarter Page	756.60
Ordinary National, Provincial	4/4 - Full Page	1008.80

EXTRA-ORDINARY

All Extra-ordinary National and Provincial gazette notices are non-standard notices and attract a variable price based on the number of pages submitted.

The pricing structure for National and Provincial notices which are submitted as **Extra ordinary submissions** will be charged at **R3026.32** per page.

GOVERNMENT PRINTING WORKS - BUSINESS RULES

The **Government Printing Works (GPW)** has established rules for submitting notices in line with its electronic notice processing system, which requires the use of electronic *Adobe* Forms. Please ensure that you adhere to these guidelines when completing and submitting your notice submission.

CLOSING TIMES FOR ACCEPTANCE OF NOTICES

1. The *Government Gazette* and *Government Tender Bulletin* are weekly publications that are published on Fridays and the closing time for the acceptance of notices is strictly applied according to the scheduled time for each gazette.
2. Please refer to the Submission Notice Deadline schedule in the table below. This schedule is also published online on the Government Printing works website www.gpwonline.co.za

All re-submissions will be subject to the standard cut-off times.

All notices received after the closing time will be rejected.

Government Gazette Type	Publication Frequency	Publication Date	Submission Deadline	Cancellations Deadline
National Gazette	Weekly	Friday	Friday 15h00 for next Friday	Tuesday, 15h00 - 3 working days prior to publication
Regulation Gazette	Weekly	Friday	Friday 15h00 for next Friday	Tuesday, 15h00 - 3 working days prior to publication
Petrol Price Gazette	Monthly	Tuesday before 1st Wednesday of the month	One day before publication	1 working day prior to publication
Road Carrier Permits	Weekly	Friday	Thursday 15h00 for next Friday	3 working days prior to publication
Unclaimed Monies (Justice, Labour or Lawyers)	January / September 2 per year	Last Friday	One week before publication	3 working days prior to publication
Parliament (Acts, White Paper, Green Paper)	As required	Any day of the week	None	3 working days prior to publication
Manuals	Bi- Monthly	2nd and last Thursday of the month	One week before publication	3 working days prior to publication
State of Budget (National Treasury)	Monthly	30th or last Friday of the month	One week before publication	3 working days prior to publication
<i>Extraordinary Gazettes</i>	As required	Any day of the week	<i>Before 10h00 on publication date</i>	<i>Before 10h00 on publication date</i>
Legal Gazettes A, B and C	Weekly	Friday	One week before publication	Tuesday, 15h00 - 3 working days prior to publication
Tender Bulletin	Weekly	Friday	Friday 15h00 for next Friday	Tuesday, 15h00 - 3 working days prior to publication
Gauteng	Weekly	Wednesday	Two weeks before publication	3 days after submission deadline
Eastern Cape	Weekly	Monday	One week before publication	3 working days prior to publication
Northern Cape	Weekly	Monday	One week before publication	3 working days prior to publication
North West	Weekly	Tuesday	One week before publication	3 working days prior to publication
KwaZulu-Natal	Weekly	Thursday	One week before publication	3 working days prior to publication
Limpopo	Weekly	Friday	One week before publication	3 working days prior to publication
Mpumalanga	Weekly	Friday	One week before publication	3 working days prior to publication

GOVERNMENT PRINTING WORKS - BUSINESS RULES

Government Gazette Type	Publication Frequency	Publication Date	Submission Deadline	Cancellations Deadline
Gauteng Liquor License Gazette	Monthly	Wednesday before the First Friday of the month	Two weeks before publication	3 working days after submission deadline
Northern Cape Liquor License Gazette	Monthly	First Friday of the month	Two weeks before publication	3 working days after submission deadline
National Liquor License Gazette	Monthly	First Friday of the month	Two weeks before publication	3 working days after submission deadline
Mpumalanga Liquor License Gazette	Bi-Monthly	Second & Fourth Friday	One week before publication	3 working days prior to publication

EXTRAORDINARY GAZETTES

3. *Extraordinary Gazettes* can have only one publication date. If multiple publications of an *Extraordinary Gazette* are required, a separate Z95/Z95Prov *Adobe* Forms for each publication date must be submitted.

NOTICE SUBMISSION PROCESS

4. Download the latest *Adobe* form, for the relevant notice to be placed, from the **Government Printing Works** website www.gpwonline.co.za.
5. The *Adobe* form needs to be completed electronically using *Adobe Acrobat / Acrobat Reader*. Only electronically completed *Adobe* forms will be accepted. No printed, handwritten and/or scanned *Adobe* forms will be accepted.
6. The completed electronic *Adobe* form has to be submitted via email to submit.egazette@gpw.gov.za. The form needs to be submitted in its original electronic *Adobe* format to enable the system to extract the completed information from the form for placement in the publication.
7. Every notice submitted **must** be accompanied by an official **GPW** quotation. This must be obtained from the *eGazette* Contact Centre.
8. Each notice submission should be sent as a single email. The email **must** contain **all documentation relating to a particular notice submission**.
 - 8.1. Each of the following documents must be attached to the email as a separate attachment:
 - 8.1.1. An electronically completed *Adobe* form, specific to the type of notice that is to be placed.
 - 8.1.1.1. For *National Government Gazette* or *Provincial Gazette* notices, the notices must be accompanied by an electronic Z95 or Z95Prov *Adobe* form
 - 8.1.1.2. The notice content (body copy) **MUST** be a separate attachment.
 - 8.1.2. A copy of the official **Government Printing Works** quotation you received for your notice. (*Please see Quotation section below for further details*)
 - 8.1.3. A valid and legible Proof of Payment / Purchase Order: **Government Printing Works** account customer must include a copy of their Purchase Order. **Non-Government Printing Works** account customer needs to submit the proof of payment for the notice
 - 8.1.4. Where separate notice content is applicable (Z95, Z95 Prov and TForm 3, it should **also** be attached as a separate attachment. (*Please see the Copy Section below, for the specifications*).
 - 8.1.5. Any additional notice information if applicable.

GOVERNMENT PRINTING WORKS - BUSINESS RULES

9. The electronic *Adobe* form will be taken as the primary source for the notice information to be published. Instructions that are on the email body or covering letter that contradicts the notice form content will not be considered. The information submitted on the electronic *Adobe* form will be published as-is.
10. To avoid duplicated publication of the same notice and double billing, Please submit your notice **ONLY ONCE**.
11. Notices brought to **GPW** by "walk-in" customers on electronic media can only be submitted in *Adobe* electronic form format. All "walk-in" customers with notices that are not on electronic *Adobe* forms will be routed to the Contact Centre where they will be assisted to complete the forms in the required format.
12. Should a customer submit a bulk submission of hard copy notices delivered by a messenger on behalf of any organisation e.g. newspaper publisher, the messenger will be referred back to the sender as the submission does not adhere to the submission rules.

QUOTATIONS

13. Quotations are valid until the next tariff change.
 - 13.1. **Take note:** **GPW's** annual tariff increase takes place on **1 April** therefore any quotations issued, accepted and submitted for publication up to **31 March** will keep the old tariff. For notices to be published from 1 April, a quotation must be obtained from **GPW** with the new tariffs. Where a tariff increase is implemented during the year, **GPW** endeavours to provide customers with 30 days' notice of such changes.
14. Each quotation has a unique number.
15. Form Content notices must be emailed to the *eGazette* Contact Centre for a quotation.
 - 15.1. The *Adobe* form supplied is uploaded by the Contact Centre Agent and the system automatically calculates the cost of your notice based on the layout/format of the content supplied.
 - 15.2. It is critical that these *Adobe* Forms are completed correctly and adhere to the guidelines as stipulated by **GPW**.
16. **APPLICABLE ONLY TO GPW ACCOUNT HOLDERS:**
 - 16.1. **GPW** Account Customers must provide a valid **GPW** account number to obtain a quotation.
 - 16.2. Accounts for **GPW** account customers **must** be active with sufficient credit to transact with **GPW** to submit notices.
 - 16.2.1. If you are unsure about or need to resolve the status of your account, please contact the **GPW** Finance Department prior to submitting your notices. (If the account status is not resolved prior to submission of your notice, the notice will be failed during the process).
17. **APPLICABLE ONLY TO CASH CUSTOMERS:**
 - 17.1. Cash customers doing **bulk payments** must use a **single email address** in order to use the **same proof of payment** for submitting multiple notices.
18. The responsibility lies with you, the customer, to ensure that the payment made for your notice(s) to be published is sufficient to cover the cost of the notice(s).
19. Each quotation will be associated with one proof of payment / purchase order / cash receipt.
 - 19.1. This means that **the quotation number can only be used once to make a payment.**

GOVERNMENT PRINTING WORKS - BUSINESS RULES**COPY (SEPARATE NOTICE CONTENT DOCUMENT)**

20. Where the copy is part of a separate attachment document for Z95, Z95Prov and TForm03
- 20.1. Copy of notices must be supplied in a separate document and may not constitute part of any covering letter, purchase order, proof of payment or other attached documents.
- The content document should contain only one notice. (You may include the different translations of the same notice in the same document).
- 20.2. The notice should be set on an A4 page, with margins and fonts set as follows:
- Page size = A4 Portrait with page margins: Top = 40mm, LH/RH = 16mm, Bottom = 40mm;
Use font size: Arial or Helvetica 10pt with 11pt line spacing;
- Page size = A4 Landscape with page margins: Top = 16mm, LH/RH = 40mm, Bottom = 16mm;
Use font size: Arial or Helvetica 10pt with 11pt line spacing;

CANCELLATIONS

21. Cancellation of notice submissions are accepted by **GPW** according to the deadlines stated in the table above in point 2. Non-compliance to these deadlines will result in your request being failed. Please pay special attention to the different deadlines for each gazette. Please note that any notices cancelled after the cancellation deadline will be published and charged at full cost.
22. Requests for cancellation must be sent by the original sender of the notice and must be accompanied by the relevant notice reference number (N-) in the email body.

AMENDMENTS TO NOTICES

23. With effect from 01 October 2015, **GPW** will not longer accept amendments to notices. The cancellation process will need to be followed according to the deadline and a new notice submitted thereafter for the next available publication date.

REJECTIONS

24. All notices not meeting the submission rules will be rejected to the customer to be corrected and resubmitted. Assistance will be available through the Contact Centre should help be required when completing the forms. (012-748 6200 or email info.egazette@gpw.gov.za). Reasons for rejections include the following:
- 24.1. Incorrectly completed forms and notices submitted in the wrong format, will be rejected.
- 24.2. Any notice submissions not on the correct *Adobe* electronic form, will be rejected.
- 24.3. Any notice submissions not accompanied by the proof of payment / purchase order will be rejected and the notice will not be processed.
- 24.4. Any submissions or re-submissions that miss the submission cut-off times will be rejected to the customer. The Notice needs to be re-submitted with a new publication date.

GOVERNMENT PRINTING WORKS - BUSINESS RULES**APPROVAL OF NOTICES**

25. Any notices other than legal notices are subject to the approval of the Government Printer, who may refuse acceptance or further publication of any notice.
26. No amendments will be accepted in respect to separate notice content that was sent with a Z95 or Z95Prov notice submissions. The copy of notice in layout format (previously known as proof-out) is only provided where requested, for Advertiser to see the notice in final Gazette layout. Should they find that the information submitted was incorrect, they should request for a notice cancellation and resubmit the corrected notice, subject to standard submission deadlines. The cancellation is also subject to the stages in the publishing process, i.e. If cancellation is received when production (printing process) has commenced, then the notice cannot be cancelled.

GOVERNMENT PRINTER INDEMNIFIED AGAINST LIABILITY

27. The Government Printer will assume no liability in respect of—
 - 27.1. any delay in the publication of a notice or publication of such notice on any date other than that stipulated by the advertiser;
 - 27.2. erroneous classification of a notice, or the placement of such notice in any section or under any heading other than the section or heading stipulated by the advertiser;
 - 27.3. any editing, revision, omission, typographical errors or errors resulting from faint or indistinct copy.

LIABILITY OF ADVERTISER

28. Advertisers will be held liable for any compensation and costs arising from any action which may be instituted against the Government Printer in consequence of the publication of any notice.

CUSTOMER INQUIRIES

Many of our customers request immediate feedback/confirmation of notice placement in the gazette from our Contact Centre once they have submitted their notice – While **GPW** deems it one of their highest priorities and responsibilities to provide customers with this requested feedback and the best service at all times, we are only able to do so once we have started processing your notice submission.

GPW has a 2-working day turnaround time for processing notices received according to the business rules and deadline submissions.

Please keep this in mind when making inquiries about your notice submission at the Contact Centre.

29. Requests for information, quotations and inquiries must be sent to the Contact Centre ONLY.
30. Requests for Quotations (RFQs) should be received by the Contact Centre at least **2 working days** before the submission deadline for that specific publication.

GOVERNMENT PRINTING WORKS - BUSINESS RULES

PAYMENT OF COST

31. The Request for Quotation for placement of the notice should be sent to the Gazette Contact Centre as indicated above, prior to submission of notice for advertising.
32. Payment should then be made, or Purchase Order prepared based on the received quotation, prior to the submission of the notice for advertising as these documents i.e. proof of payment or Purchase order will be required as part of the notice submission, as indicated earlier.
33. Every proof of payment must have a valid **GPW** quotation number as a reference on the proof of payment document.
34. Where there is any doubt about the cost of publication of a notice, and in the case of copy, an enquiry, accompanied by the relevant copy, should be addressed to the Gazette Contact Centre, **Government Printing Works**, Private Bag X85, Pretoria, 0001 email: info.egazette@gpw.gov.za before publication.
35. Overpayment resulting from miscalculation on the part of the advertiser of the cost of publication of a notice will not be refunded, unless the advertiser furnishes adequate reasons why such miscalculation occurred. In the event of underpayments, the difference will be recovered from the advertiser, and future notice(s) will not be published until such time as the full cost of such publication has been duly paid in cash or electronic funds transfer into the **Government Printing Works** banking account.
36. In the event of a notice being cancelled, a refund will be made only if no cost regarding the placing of the notice has been incurred by the **Government Printing Works**.
37. The **Government Printing Works** reserves the right to levy an additional charge in cases where notices, the cost of which has been calculated in accordance with the List of Fixed Tariff Rates, are subsequently found to be excessively lengthy or to contain overmuch or complicated tabulation.

PROOF OF PUBLICATION

38. Copies of any of the *Government Gazette* or *Provincial Gazette* can be downloaded from the **Government Printing Works** website www.gpwonline.co.za free of charge, should a proof of publication be required.
39. Printed copies may be ordered from the Publications department at the ruling price. The **Government Printing Works** will assume no liability for any failure to post or for any delay in despatching of such *Government Gazette(s)*

GOVERNMENT PRINTING WORKS CONTACT INFORMATION

Physical Address:
Government Printing Works

149 Bosman Street

Pretoria

Postal Address:

Private Bag X85

Pretoria

0001

GPW Banking Details:
Bank: ABSA Bosman Street

Account No.: 405 7114 016

Branch Code: 632-005

For Gazette and Notice submissions: Gazette Submissions:

For queries and quotations, contact: Gazette Contact Centre:

E-mail: submit.egazette@gpw.gov.za
E-mail: info.egazette@gpw.gov.za
Tel: 012-748 6200

Contact person for subscribers: Mrs M. Toka:

E-mail: subscriptions@gpw.gov.za
Tel: 012-748-6066 / 6060 / 6058

Fax: 012-323-9574

GOVERNMENT NOTICES • GOEWERMENTSKENNISGEWINGS

DEPARTMENT OF AGRICULTURE, FORESTRY AND FISHERIES**NO. 1265****23 NOVEMBER 2018**

AGRICULTURAL PRODUCT STANDARDS ACT, 1990 (ACT No. 119 OF 1990)

STANDARDS AND REQUIREMENTS REGARDING CONTROL OF THE EXPORT OF TABLE GRAPES: AMENDMENT

I, Billy Malose Makhafola, appointed as Executive Officer in terms of section 2(1) of the Agricultural Product Standards Act, 1990 (Act No. 119 of 1990), hereby give notice under section 4(3) (c) of the said Act, that –

- (a) the standards and requirements regarding control of the export of Table Grapes as stipulated in Government Notice No. R. 1983 of 23 August 1991 and promulgated in Government Notice No. 1266 of 9 October 1998, amended by Government Notices No. 1242 of 22 October 1999, No. 4147 of 3 November 2000, No. 1884 of 24 August 2001, No. 1711 of 13 September 2002, No. 1846 of 4 July 2003, No. 2237 of 15 October 2004, No. 1996 of 4 November 2005, No. 1495 of 27 October 2006, No. 1101 of 7 September 2007, No. 1069 of 5 September 2008, No. 1010 of 30 October 2009, No. 831 of 3 September 2010, No. 592 of 2 September 2011, No. 754 of 21 September 2012, No. 1010 of 11 October 2013 and No. 622 of 30 September 2016 are hereby further amended; and
- (b) the standards and requirements mentioned in paragraph (a) –
 - (i) shall be available for inspection at the office of the Executive Officer: Agricultural Product Standards, Harvest house, 30 Hamilton Street, Arcadia, Pretoria;
 - (ii) may be obtained from the Executive Officer: Agriculture Product Standards, Department of Agriculture, Private Bag x343, Pretoria, 0001, Tel. (012) 319 – 6121 or Fax (012) 319 – 6055 or email: MbulaheniM@daff.gov.za on payment of the prescribed fees or from <http://www.daff.gov.za>; and
 - (iii) shall come into operation seven days after publication of this notice.

B. M. MAKHAFOLA**Executive Officer: Agricultural Product Standards****DEPARTEMENT VAN LANDBOU, BOSBOU EN VISSERIE****NO. 1265****23 NOVEMBER 2018**

WET OF LANDBOUPRODUKSTANDAARDE, 1990 (WET No. 119 VAN 1990)

STANDAARDE EN VEREISTES BETREFFENDE BEHEER OOR DIE UITVOER VAN TAFELDRIUWE: WYSIGING

Ek, Billy Malose Makhafola, ingevolge artikel 2(1) van die Wet op Landbouprodukstandaarde, 1990 (Wet No. 119 van 1990), as Uitvoerende Beampte aangewys, gee hiermee kragtens artikel 4(3) (c) van die vermelde Wet, kennis dat –

- (a) standaarde en vereistes betreffende beheer oor die uitvoer van Tafeldruiwe soos gestipuleer in Goewermentskennisgewing No. R 1983 van 23 Augustus 1991 en afgekondig in Goewermentkennisgewing No. 1266 van 9 Oktober 1998, wysiging in Goewermentkennisgewing No. 1242 van 22 Oktober 1999, No. 4147 van 3 November 2000, No. 1884 van 24 Augustus 2001, No. 1711 van 13 September 2002, No. 1846 van 4 Julie 2003, No. 2237 van 15 Oktober 2004, No. 1996 van 4 November 2005, No. 1495 van 27 Oktober 2006, No. 1101 van 7 September 2007, No. 1069 van 5 September 2008, No. 1010 van 30 Oktober 2009, No. 831 van 3 September 2010, No. 592 van 2 September 2011, No. 754 van 21 September 2012, No. 1010 van 11 Oktober 2013 en No. 622 van 30 September 2016 hiermee verder gewysig word; en
- (b) die standaarde en vereistes in paragraaf (a) vermeld –
 - (i) ter insae beskikbaar is by die kantoor van die Uitvoerende Beampte: Landbouprodukstandaarde, Harvest house, Hamiltonstraat 30, Arcadia, Pretoria;
 - (ii) teen betaling van die voorgeskrewe bedrag vanaf die Uitvoerende Beampte Landbouprodukstandaarde, Departement van landbou, Privaatsak x343, Pretoria, 0001, Tel. (012) 319 – 6121 of Faks (012) 319 – 6055 of e-pos MbulaheniM@daff.gov.za of vanaf <http://www.daff.gov.za> verkrygbaar is; en
 - (iii) sewe dae na publikasie van hierdie kennisgewing in werking tree.

B. M. MAKHAFOLA**Uitvoerende Beampte: Landbouprodukstandaarde**

CIVILIAN SECRETARIAT FOR THE POLICE SERVICE

NO. 1266

23 NOVEMBER 2018

**AMENDMENT OF THE REGULATIONS FOR THE SOUTH AFRICAN
POLICE SERVICE**

The Minister of Police has, under section 24(1) of the South African Police Service Act, 1995 (Act No. 68 of 1995), made the regulations in the Schedule.



MINISTER OF POLICE
BH CELE, MP

SCHEDULE**1. DEFINITION**

In these Regulations "the Regulations" mean the Regulations promulgated by Government Notice R.203 of 14 February 1964, as amended.

2. SUBSTITUTION OF REGULATION 8 OF THE REGULATIONS

Regulation 8 of the Regulations is hereby amended by the substitution of regulation 8 with the following regulation:

"RANKS

8. (1) The ranks in the Service, in order of precedence, are as follows:

General (appointed as National Commissioner)

Lieutenant General (appointed as National Head of the Directorate for Priority Crime Investigation or Deputy National Commissioner))

Lieutenant General (appointed as Deputy National Head of the Directorate for Priority Crime Investigation, Divisional Commissioner, or Provincial Commissioner)

Major General

Brigadier
Colonel
Lieutenant Colonel
Captain
Warrant Officer
Sergeant
Constable

- (2) The National Commissioner may, in individual cases, determine a rank which is not included in subregulation (1) and provide that a particular member shall hold such rank: Provided that the National Commissioner shall simultaneously determine that the rank shall for all purposes be equivalent to a rank included in subregulation (1).
- (3) The form of address in respect of members shall be determined by the National Commissioner.
- (4) Any reference in any law to a commissioned officer shall be interpreted to include a reference to a member holding the rank of Captain or a higher rank mentioned in subregulation (1).
- (5) Any reference in any law to a non-commissioned officer shall be interpreted to include a reference to a member holding the rank of Warrant Officer or Sergeant.
- (6) A member who, before the coming into operation of this regulation, has been appointed in the Service and held a rank mentioned in column 1 of the Schedule to this regulation, shall hold the corresponding rank mentioned in column 2 of the said Schedule.

- (7) A member who, before the coming into operation of this regulation, held a rank in the Service, shall, after the coming into operation of this regulation, retain the salary, salary scale, allowances and or benefits applicable to him or her before the coming into operation of this regulation.

SCHEDULE

COLUMN 1	COLUMN 2
General (National Commissioner)	General (National Commissioner)
Lieutenant General <ul style="list-style-type: none"> • Deputy National Commissioner • Divisional Commissioner • Provincial Commissioner 	Lieutenant General (appointed as – <ul style="list-style-type: none"> • National Head of the Directorate for Priority Crime Investigation; or • Deputy National Commissioner). Lieutenant General (appointed as – <ul style="list-style-type: none"> • Deputy National Head of the Directorate for Priority Crime Investigation; • Divisional Commissioner; or • Provincial Commissioner)
Major General	Major General
Brigadier	Brigadier
Colonel	Colonel
Lieutenant Colonel	Lieutenant Colonel
Captain	Captain
Warrant Officer	Warrant Officer
Sergeant	Sergeant
Constable	Constable

3. SUBSTITUTION OF SCHEDULE C OF THE REGULATIONS

Schedule C of the Regulations is hereby amended by the substitution of Schedule C with the following Schedule:

“Schedule C

DISTINCTIVE BADGES, BUTTONS, BADGES OF RANK, GORGET PATCHES AND CAP PEAKS**I. DISTINCTIVE BADGES AND BADGES —**

- | | |
|-------------------------------|--|
| (a) Police badge | A golden eight-pointed rayed star, charged in the centre with a bezant bearing a green tree aloe, with three red flowers, within a blue annulet bearing the name "SOUTH AFRICAN", above, and "POLICE SERVICE", below, in golden letters. |
| (b) Star shaped badge of rank | A golden faceted five-pointed star, charged in the centre with a bezant, bearing a green tree aloe with three red flowers. |
| (c) Hexagonal badge of rank | A golden faceted hexagon, charged in the centre with a bezant, bearing a green tree aloe with three red flowers. |

II. BUTTONS —

Dome-shaped, embossed with the badge as described in paragraph I (a) above.

III. BADGES OF RANK —

General (National Commissioner) Crossed sword and baton below four hexagons.

Lieutenant General (appointed as Deputy National Commissioner) Crossed sword and baton below three hexagons.

and National Head of the
Directorate for Priority Crime
Investigation)

Lieutenant General (including the Deputy National Head of the Directorate for Priority Crime Investigation)

Crossed sword and baton below three hexagons.

Major General

Crossed sword and baton below two hexagons.

Brigadier

Three stars in a triangle below a hexagon.

Colonel

Two stars below a hexagon.

Lieutenant Colonel

One star below a hexagon.

Captain

Three stars.

Warrant Officer

A shoulder-flash with the coat of arms of the Republic of South Africa with words "POLICE" and "Warrant Officer".

Sergeant

A shoulder-flash with a three-bar chevron below a hexagon and with the words "POLICE" and "Sergeant".

Constable

A shoulder-flash with the badge described in paragraph I (a) and the words "POLICE" and "Constable".

IV. GORGET PATCHES —

Brigadier to General
(National Commissioner)

The gorget patch shall be of blue charged with a golden aloe plant with three racemes palewise in chevron, and four leaves, the inner pair entwined about the stem and the outer pair embowed upwards, at the mitred end a golden domed button charged with the Police badge.

Lieutenant Colonel and Colonel

The gorget patch shall be of blue charged with a golden aloe plant with three racemes palewise in chevron, and two leaves embowed upwards at the mitred end a golden dome button charged with the Police badge.

V. CAP PEAKS —

Brigadier to General
(National Commissioner)

The cap peak shall be of black or blue charged with a golden aloe plant with three racemes

palewise in chevron, and six leaves, the inner pair entwined about the stem, the middle pair undulating and the outer pair embowed in line with the outer edge of the peak.

Lieutenant Colonel and Colonel

The cap peak shall be of black or blue charged with a golden aloe plant with three racemes palewise in chevron, and four leaves, the inner pair entwined about the stem and the outer pair embowed in line with the outer edge of the peak.

4. SHORT TITLE AND COMMENCEMENT

These Regulations shall be called the Regulations for the South African Police Service Amendment Regulations, 2018, and shall come into operation upon promulgation in the *Gazette*.

DEPARTMENT OF ECONOMIC DEVELOPMENT

NO. 1267

23 NOVEMBER 2018

MEMORANDUM OF UNDERSTANDING

Entered into by and between

The Competition Commission

(Hereinafter referred to as the "Commission")

A juristic person established in terms of Section 19 of the Competition Act, No. 89 of 1998, as amended, herein duly represented by Mr Tembinkosi Bonakele in his capacity as the Commissioner of the Competition Commission

And

The Federation of Governing Bodies of South African Schools

(Hereinafter referred to as "FEDSAS")

A non-profit organisation registered in terms of the Non-profit Organisation Act, No. 79 of 1997, with registration number 128-598 NPO, herein duly represented by Mr Paul Colditz, Chief Executive Officer.

(Hereinafter jointly referred to as "the Parties")

Page 1 of 14



TABLE OF CONTENTS

PREAMBLE.....	3
INTERPRETATION.....	4
THE PURPOSE OF THE MEMORANDUM OF UNDERSTANDING	
PRINCIPLES OF COOPERATION.....	7
THE PARTIES' UNDERTAKINGS IN RESPECT OF THIS MEMORANDUM OF	
UNDERSTANDING.....	7
ESTABLISHMENT OF A JOINT WORKING COMMITTEE.....	8
REQUEST FOR ASSISTANCE AND INFORMATION.....	9
CONFIDENTIALITY.....	10
CONTACT PERSONS.....	11
GENERAL PROVISIONS.....	12
VARIATION OF THE MEMORANDUM OF UNDERSTANDING.....	12
EFFECTIVE DATE OF THE MEMORANDUM OF UNDERSTANDING.....	12
DURATION OF THE MEMORANDUM OF UNDERSTANDING	12
DISPUTE RESOLUTION.....	13
DOMICILIUM CITANDI ET EXECUTANDI.....	13
SIGNATURE.....	14



PREAMBLE

WHEREAS the Commission is mandated to, *inter alia*, investigate and evaluate restrictive practices, abuse of dominant position, exemptions and mergers, as well as conducting market inquiries; and to promote the efficiency, adaptability and the development of the South African economy.

WHEREAS FEDSAS is the national representative organisation for governing bodies of public schools and has a total of 2070 school governing bodies as members. The organisation has established national and provincial structures to provide a service to all their members across the country. It focuses on the development of capable school governing bodies by providing independent, expert advice to its members.

WHEREAS FEDSAS's function is, *inter alia*, to assist its members with matters across the entire spectrum of school governance, including staff appointments, labour relations, strategic planning, financial management, the procurement of goods and services, as well as compliance with, *inter alia*, the Competition Act, No. 89 of 1998, as amended ("the Competition Act")

AND WHEREAS FEDSAS acknowledges that compliance with competition law by schools in the procurement of goods and services is essential to ensure markets operate efficiently and competitively, and that it must build capacity, establish and maintain the necessary expertise to monitor and manage anti-competitive conduct which can be perceived as fostering anti-competitive behaviour by schools.

AND WHEREAS The Commission and FEDSAS recognize the importance of co-operation with one another in mutual trust and good faith by, *inter alia*, assisting and supporting one another and informing one another of conduct which will have an anti-competitive outcome and will harm parents.

NOW THEREFORE, the Parties agree to conclude this Memorandum of Understanding

Page 3 of 14

Three handwritten signatures in blue ink are visible at the bottom right of the page. The first signature is a stylized 'M' or 'B'. The second is a large, flowing signature. The third is a smaller, more compact signature.

("MOU") as follows:

1. INTERPRETATION

1.1. In the interpretation of any term used in this MOU, any word or expression to which a meaning is assigned in the South African Schools Act 84 of 1996, the Non-profit Organisation Act of 1997 and the Competition Act, No. 89 of 1998, as amended, has the meaning assigned to it unless otherwise specified.

1.2. In this MOU, unless inconsistent with the context, the following expressions and words bear the meanings set out below and derivative expressions and words will have corresponding meaning:

1.2.1. "Commission" means the Competition Commission, a juristic entity established in terms of the Competition Act;

1.2.2. "Competition Act" means Competition Act, No. 98 of 1998, as amended from time to time;

1.2.3. "Complaint" means a complaint against a FEDSAS member lodged by a third party with the Commission in terms of Section 49B(2)(b) of the Competition Act or initiated by the Commission in terms of Section 49B(1) of the Competition Act;

1.2.4. "DBE Circular" means a circular that was distributed by the National Department of Basic Education ("DBE") in May 2015 to all Members of the Executive Councils of Provincial Education Departments, Heads of Departments of Provincial Education Departments, District Managers of Provincial Education Departments, Provincial School Governing Body Associations and school principals.

1.2.5. "FEDSAS" means The Federation of Governing Bodies of South African Schools, a non-profit organisation registered in terms of the Non-profit Organisation Act No. 79 of 1997 with registration number 128-598 NPO;

1.2.6. "Goods and services" means all external procurement and contracting

conducted by the school. This includes, though is not limited to, the following list:

- 1.2.6.1. Teaching and learning material (textbooks, stationery, copying and other educational material)
 - 1.2.6.2. Equipment for the school (such as school uniforms, sports clothes and sports equipment)
 - 1.2.6.3. Services for the maintenance and improvement of school property (such as cleaning services and plumbers)
 - 1.2.6.4. The procurement of equipment and other assets (such as computers and computer programmes, furniture, office equipment, media equipment, audio-visual equipment and vehicles)
 - 1.2.6.5. Building and construction (new buildings, building systems and infrastructure services, as well as their improvement and replacement)
 - 1.2.6.6. Lease agreements (copiers, fax machines and buildings)
 - 1.2.6.7. Businesses run on school property (such as the tuck or clothing shop)
 - 1.2.6.8. Other, diverse ad hoc services approved by the governing body
- 1.2.7. "Governing Body" means means a governing body contemplated in section 16(1)(ii) of the South African Schools Act 84 of 1996;
- 1.2.8. "MOU" means this Memorandum of Understanding including all annexures, schedules and addenda attached hereto;
- 1.2.9. "Non-profit Organisation Act" means the Non-profit Organisation Act No. 79 of 1997;
- 1.2.10. "Party" means each party to this MOU being either FEDSAS or the Commission and "Parties" has a corresponding meaning;
- 1.2.11. "'Prohibited practice' means a practice prohibited in terms of Chapter 2 of the Competition Act;
- 1.2.12. "Schools" means FEDSAS Member Schools;
- 1.2.13. "Schools Act" means the South African Schools Act No. 84 of 1996;
- 1.2.14. "Signature Date" means the date of signature of this MOU by the party



last signing;

1.3. The headings of the clauses in the MOU are for purposes of convenience and reference only, and shall not be used in the interpretation of, nor modify, nor amplify the terms of this MOU or any clause hereof.

1.4. Unless the context indicates otherwise:

1.4.1. a reference to a person includes natural persons, juristic persons, partnerships and trusts;

1.4.2. a reference to the singular includes the plural and vice versa; and

1.4.3. one gender includes the other genders.

2. THE PURPOSE OF THIS MEMORANDUM OF UNDERSTANDING

2.1. The Commission and FEDSAS acknowledge that procurement practices of schools may lead to anti-competitive outcomes, such as a reduction of choices for parents of learners, and/or higher prices of school uniforms and other goods and services procured by schools.

2.2 This MOU is entered into to establish the manner in which the Commission and FEDSAS will co-operate with each other to enable FEDSAS to, *inter alia*:

2.2.1 assist the Commission with the investigation of complaints pertaining to anti-competitive conduct.

2.2.2 advocate for schools to comply with competition law principles including, *inter alia*, the DBE circular.

Page 6 of 14



3. PRINCIPLES OF CO-OPERATION

3.1 This MOU is entered into on the basis of mutual respect, in the spirit of goodwill and in no way affects the independence of the Parties hereto.

3.2. The Parties agree to support each other in identifying and investigating behavior of Schools, within the scope of services offered by FEDSAS, that may be in contravention of the Competition Act in relation to when Schools design their uniforms, set policies in this regard, as well as when they determine the manner in which the School's respective uniform items and other goods and services are sourced, procured and supplied to parents of learners attending the respective Schools, including, but not limited to -

3.2.1. An active endorsement of the principles contained in the DBE Circular by FEDSAS to each of the Schools that they represent;

3.2.2. Advising and encouraging Schools to approach the Commission to enter into settlement agreements with the Commission in instances where the School has had a long term exclusive supply arrangements for school uniform items with a particular supplier, where a supplier was not appointed through a competitive process and, lastly, where said supplier has been supplying the School for more than a period of three (3) consecutive years.

4. THE PARTIES' UNDERTAKINGS IN RESPECT OF THIS MOU

4.1 Where a Complaint is lodged with or initiated by the Commission regarding a practice of a FEDSAS member in respect of which the Commission has jurisdiction, the following process will be followed –



4.2.1. The Commission may, in its discretion, make the CC1 Form available to FEDSAS.

4.2.2. The Commission may, in its discretion, invite FEDSAS to assist in the investigation through, *inter alia*, attending meetings when required, providing inputs during the case investigation and making representations to the Competition Commission if necessary.

4.4 Nothing in the procedures contained in this MOU shall:

4.4.1 detract from the jurisdiction of the Commission to receive and deal with complaints in terms of its enabling statutes, or preclude the public from lodging complaints with the Commission;

4.4.2 prevent the Commission from continuing with its investigation into a complaint during or after the negotiation contemplated in this clause.

5. ESTABLISHMENT OF A JOINT WORKING COMMITTEE

5.1. A Joint Working Committee ("the Committee") constituted by representatives of the Commission and FEDSAS, as nominated by the respective Parties, shall be established pursuant to this MOU and shall function on an on-going basis.

5.2. The functions of the Committee shall be, to:

5.2.1. facilitate and manage co-operation and consultation in respect of matters dealt with by each Party in terms of this MOU;

5.2.2. facilitate and manage awareness and capacity building programs intended to establish and maintain the necessary expertise for FEDSAS to be able to monitor potential anti-competitive practices and conduct of Schools;



5.2.3. propose, when necessary, any amendment of or supplementation to this MOU; and

5.2.4. advise management of both the Commission and FEDSAS on issues affecting competition when policies (procurement or otherwise) regarding goods and services, including the School's uniforms are set, as the case may be, and make recommendations on how to deal with same.

6. REQUEST FOR ASSISTANCE AND INFORMATION

6.1. Subject to clause 7, the Commission and FEDSAS may, in the manner set out below, request assistance from each other and exchange such information as may be necessary to give effect to this MOU.

6.2. To facilitate communication and ensure continuity in the co-operation between the Parties, each Party has designated the contact person as set out in clause 8, for communications under this MOU.

6.3. A Party requesting assistance ("the Requesting Party") shall make its request for assistance in writing by sending it to the contact person of the other Party ("the Requested Party"). The request must amongst others provide:

6.3.1. a description of both the subject matter of the request and the purpose for which the information is sought and the reasons why this information will be of assistance;

6.3.2. the legal provisions concerning the matter that is the subject matter of the request;

6.3.3. any information in the possession of the Requesting Party that might assist the Requested Party in identifying such information; and



6.3.4. the desired period of time for the reply.

7. CONFIDENTIALITY

- 7.1. Any information shared by the Commission and FEDSAS pursuant to this MOU shall be used only for lawful supervisory or statutory purposes.
- 7.2. Any request made by either party, for confidential information in possession of the other, shall be dealt with in accordance with the procedures set out in their respective enabling legislation or policies.
- 7.3. The Commission and the FEDSAS, shall ensure that confidential information accordingly disclosed to them remains confidential and is not placed in the public domain through any negligent or wilful conduct on its behalf.
- 7.4. To the extent permitted by law, the Commission and FEDSAS shall hold confidential all information, including the information contemplated in 7.2 and 7.3 above, received from each other pursuant to this MOU and shall not otherwise disclose such information except when required to do so by the law or an order of a Court or a Tribunal.
- 7.5. The Commission and FEDSAS shall, prior to disclosing such confidential information or a part thereof when required to do so by the law or an order of a Court or a Tribunal, notify each other.
- 7.6. The sharing of confidential information, in accordance with this MOU relies on the assurances given in 7.1, 7.2 and 7.3 above and shall not constitute a waiver of any legally recognizable grounds for refusing disclosure of information.
- 7.7. Where confidential information is disclosed either by the Commission or the FEDSAS in contravention of this MOU or any law, such disclosing party shall be solely liable in law for such disclosure.



8. CONTACT PERSONS

- 8.1. The Parties designate the following individuals as their contact persons who will have the authority to administer this MOU on their behalf and who will be responsible for the communication between them:

For FEDSAS:

Juané van der Merwe

Legal Officer: FEDSAS

Contact number: (051) 522 6903

E-mail address: lo@fedsas.org.za

And

For the Commission:

Mr. Mziwodumo Rubushe

Principal: Stakeholder Relations

Contact number: (012) 394 3194

E-mail address: mziwodumor@compcom.co.za

- 8.2. Either Party may, by way of a letter to the other, replace its contact person referred to in clause 8.1 with any other person. The letter referred to above shall be deemed to have been received and the replacement shall be deemed to have been made on the fourteenth (14) calendar day of the one Party dispatching the said letter to the other, unless the contrary is established.



9. GENERAL PROVISIONS

- 9.1 Each Party will, with regard to the implementation of this MOU and any activities arising from it, bear its own expenses, unless otherwise agreed upon by the Parties.
- 9.2 Failure to follow any procedure set out in this MOU shall not have any effect on the validity of any investigation by the Commission in terms of the Competition Act.

10. VARIATION OF THE MOU

- 10.1 This constitutes the entire agreement between the Parties on matters covered in this MOU. Any variation of this MOU shall have no legal effect and shall not be binding on the Parties unless reduced to writing and signed by persons authorized to act on behalf of both Parties.

11. EFFECTIVE DATE OF THE MOU

- 11.1 This MOU shall come into effect on the date on which it is last signed by the persons authorized to act on behalf of either of the Parties.

12. DURATION OF THIS MOU

- 12.1 This MOU shall remain in force for a period of three years from the date of signing, with the option to renew or extend it further, in such a manner and such periods as agreed by the parties in writing, unless as may be terminated by:

- 12.1.1 . either Party on written notice of two (2) months to the other Party; and the terminating party shall not be obliged to provide reasons for the termination;

Page 12 of 14



- 12.1.2. way of an agreement between the Parties; or
- 12.1.3. operation of the law.

12.2 If the Parties agree to terminate the MOU as contemplated in clause 12.1.1 or 12.1.2, their cooperation in terms of this MOU will continue in respect of all requests for assistance that were made before the termination date until the requests under consideration are completed.

13 DISPUTE RESOLUTION

13.1 Any difference or dispute arising from the interpretation, application or implementation of this MOU shall be resolved amicably through consultation or negotiations between the Parties.

14 DOMICILIUM CITANDI ET EXECUTANDI

14.1 The Parties choose the following addresses as their respective domicilium citandi et executandi for purposes of this MOU:

The Competition Commission:

Block C, DTI Campus, 77 Meintjies Street, Sunnyside, Pretoria, 0002

Postal: Private Bag X23, Lynwood Ridge, Pretoria, 0040

Contact Person: Mr Mziwodumo Rubushe, Head: Stakeholder Relations

FEDSAS:

7 Tennant Cres, Fichardt Park, Bloemfontein, 9317

P.O. Box 31963, Fichardt Park, Bloemfontein, 9317

Contact Person: Juané van der Merwe, Legal Officer

15 SIGNATURE


Signed at PRETORIA on this 12th day of November 2018 by
Mr. Tembinkosi Bonakele, Commissioner of the Competition Commission of South
Africa.




COMPETITION COMMISSION

_____**WITNESS 1**
_____**WITNESS 2**

Signed at Bloubaai on this 30th day of October 2018 by
Mr. Paul Colditz in his capacity as Chief Executive Officer FEDSAS.



FEDSAS

_____**WITNESS 1**
_____**WITNESS 2**

National Department of Education

Circular No:

To : All MECs OF PROVINCIAL EDUCATION DEPARTMENTS**: HODs OF PROVINCIAL EDUCATION DEPARTMENTS****: DISTRICT MANAGERS OF PROVINCIAL EDUCATION DEPARTMENTS****: PROVINCIAL SCHOOL GOVERNING BODY ASSOCIATIONS****: SCHOOL PRINCIPALS****NATIONAL DEPARTMENT OF BASIC EDUCATION CIRCULAR****1 EXCLUSIVE AGREEMENTS IN THE PROCUREMENT OF SCHOOL UNIFORM****1. PURPOSE**

The purpose of this Circular is to highlight the implications of the provisions of the Competition Act No. 89 of 1998 (as amended) ("the Act") to schools in their procurement of school uniforms.

2. Background

The Competition Commission of South Africa ("Commission") has received a number of complaints from potential uniform suppliers regarding their exclusion from competing in the market for the supply of school uniforms to schools. This exclusion relates to the use of exclusive agreements between schools and incumbent school uniform suppliers which in some instances are concluded for unlimited duration. Parents also complained about these exclusive agreements and the price of school uniform.

3. Provisions of the Competition Act

The provisions of the Competition Act prohibit firms from engaging in particular conduct that may prevent competition and lead to high prices and a lack of choice. In particular the Act prohibits firms from entering into vertical agreements which prevent or restrict competition¹. Vertical agreements are those agreements between a firm and its suppliers

¹ Section 5(1) of the Act states that "An agreement between parties in a vertical relationship is prohibited if it has the effect of substantially preventing or lessening competition in a market, unless a party to the agreement can prove that any technological, efficiency or other pro-competitive gain resulting from that agreement outweighs that effect"



and/or customers, examples of which include supply agreements, distribution arrangements and agency and franchise agreements. Therefore an agreement between a school and its supplier of school uniforms is a vertical agreement within the context of the Competition Act.

The Competition Act also prohibits dominant firms from abusing their dominance by charging excessive prices and excluding its non-dominant rivals from participating in the market². Granting long term exclusive agreements may result in the creation of a monopoly supplier who may charge higher prices.

4. MEASURES TO ADDRESS THE POTENTIAL ANTI-COMPETITIVE EFFECT OF EXCLUSIVE AGREEMENTS

The following measures are recommended to mitigate the potential anticompetitive effect of exclusive agreements in the procurement of school uniform by schools.

To open up the market to other suppliers of school uniforms

Preferably school uniform should be as generic as possible such that it is obtainable from many suppliers. Where this is not possible, exclusivity should be limited to such items that the school regards as being necessary to get from preselected suppliers. Schools are recommended to engage in competitive bidding for the supply of school uniforms. The effect of this is to invite bids for the supply of school uniforms to a school. This will give all potential school uniform suppliers the opportunity to compete to supply schools with school uniforms. In this regard unless there are reasonable practical reasons, more than one supplier should be appointed so as not to totally eliminate competition during the duration of the contract.

When schools do engage suppliers in the bidding process, they should be mindful that they do not facilitate collusive conduct which is also prohibited by the Competition Act.

The Competition Act prohibits competing firms, such as different suppliers of school uniforms to schools, from entering into agreements which result in the fixing of prices, the division of markets and/or customers and the rigging of bids³.

² Section 8(a) of the Act states that, "it is prohibited for a dominant firm to charge an excessive price to the detriment of consumers".

Section 8(c) of the Act states that, "it is prohibited for a dominant firm to engage in an exclusionary act if the anti-competitive effect of that act outweighs its technological, efficiency or other pro-competitive gain"

³ Section 4(1)(b) of the Act states that "an agreement between or concerted practice by firms or a decision by an association of firms is prohibited if it is between parties in a horizontal relationship if it involves any of the following restrictive horizontal practices:

- (i) Directly or indirectly fixing a purchase price or selling price or any trading condition;
- (ii) Dividing markets by allocating customers, suppliers, territories, or specific types of goods or service; or
- (iii) Collusive tendering

School Uniform Contracts must be of a fixed or limited duration

The contract to supply a school with school uniform should be of a limited duration. This means that the tender awarded to a supplier must be for a specific period of time and should not be indefinite. At the end of the contract's duration, it should again be open to tender. This process of open, transparent and fair competitive bidding would be to the benefit of schools, students and parents as it will result in more choice, improved quality of services offered by suppliers and a reduction in prices.



DEPARTMENT OF HIGHER EDUCATION AND TRAINING

NO. 1268

23 NOVEMBER 2018

HIGHER EDUCATION ACT (ACT 101 OF 1997, AS AMENDED)

REPORT OF THE INDEPENDENT ASSESSOR INTO THE AFFAIRS OF MANGOSUTHU
UNIVERSITY OF TECHNOLOGY, APPOINTED BY THE MINISTER OF HIGHER
EDUCATION AND TRAINING

I, **Grace Naledi Mandisa Pandor, MP**, Minister of Higher Education and Training, in accordance with Section 47 (2) of the Higher Education Act (Act 101 of 1997, as amended), publish the report of Professor N Barney Pitso, the Independent Assessor, appointed under Section 44 of the Higher Education Act (Act 101 of 1997, as amended) on the investigation conducted into the state of affairs of Mangosuthu University of Technology, as set out in the Schedule.



G.N.M. Pandor

Mrs GNM Pandor, MP

Minister of Higher Education and Training

Date: 30-10-2018

**REPORT OF THE INDEPENDENT ASSESSOR INTO THE STATE OF
AFFAIRS OF MANGOSUTHU UNIVERSITY OF TECHNOLOGY
(MUT)**

Improve the quality of life of all citizens and free the potential of each person.

- Preamble to the Constitution of the Republic of South Africa.

Independent Assessors:

Prof N Barney Pitso

Ms Judith Favish

30 June 2018.

Table of Contents

ACKNOWLEDGEMENTS	4
EXECUTIVE SUMMARY	5
SECTION 1	7
INTRODUCTION	7
PROBLEM STATEMENT	9
PROGRAMME AND METHOD OF THE INQUIRY	11
SECTION 2	12
THE MANGOSUTHU UNIVERSITY OF TECHNOLOGY: History and Developments	12
SECTION 3	16
GOVERNANCE	16
The UBAC Forensic Report:	16
A Chequered History of Governance and Management:	17
SECTION 4	25
MANAGEMENT	25
Strategic Management	25
Executive Management	31
Human Resources	37
FINANCIAL MANAGEMENT, RISK AND AUDIT	44
Planning and Budgeting	46
Risk Management	47
Internal Audit	48
Information Technology and Networks (IT&N)	48
Supply Chain Management and Tenders	51
STUDENT RESIDENCES	53
ACADEMIC MANAGEMENT	56
FACILITIES MANAGEMENT	59
SECTION 5	61
INSTITUTIONAL AUTONOMY	61
INSTITUTIONAL STRATEGY	62
SECTION 6	64
CONCLUSION AND RECOMMENDATIONS	64
FINDINGS	66
RECOMMENDATIONS	72

ANNEXURE A: TERMS OF REFERENCE.....	75
ANNEXURE B: INDEPENDENT ASSESSORS' PROGRAMME.....	80
ANNEXURE C: SUBMISSIONS SENT TO SPECIAL ASSESSORS' EMAIL	85
ANNEXURE D: PROPOSED MANDATED REPORTING CYCLE	87
ANNEXURE E: REPORT ON DISPUTES REFERRED TO THE CCMA.....	93

ACKNOWLEDGEMENTS

The Assessors wish to acknowledge the support of the team from the Universities Division of the Department of Higher Education and Training. The team had the assistance of Mr Luthando Mhlanga and Ms Denise DeKlerk who attended to all the logistics and supported us during our visits to the university. We thank them for their professional assistance without which we would not have accomplished our task.

The liaison team at the Mangosuthu University of Technology in the Office of the Vice Chancellor was indefatigable in attending to our requests, meeting our needs and generally making us very comfortable and welcome at the institution. It was a joy to work with the Executive Administrative Secretary in the Office of the Vice Chancellor.

The staff at the Mangosuthu University of Technology demonstrated to us that they welcomed the inquiry. We thank them for assisting the inquiry in every way possible and for responding to our requests timeously.

We also interviewed members of Council and the previous Chairperson of Council and the current Chairperson. Both gave us generously of their time, and took us into their confidence. We thank them for that.

Finally, we thank the Minister of Higher Education and Training, Ms Naledi Pandor, MP for appointing us and for making the resources of the Department available for us to undertake our work.

While we acknowledge assistance from a wide section of the university community, we do not wish to exclude anyone we may not have mentioned in this brief. What must be said, however, is that the views and opinions expressed in this Report are ours alone, and we take responsibility for them.

N Barney Pitso

Ms Judy Favish

30 June 2018.

EXECUTIVE SUMMARY

The Terms of Reference for the Independent Assessor stipulate that the Independent Assessor must advise the Minister on the source and nature of the problems facing the institution, and on measures required to restore good governance and management at Mangosuthu University of Technology.

The Assessors spent a period of five weeks working on this brief, perusing documents and interviewing all the key actors in the drama that has been unfolding at the university over a long time. We wanted to place these matters in a context – historical, sociological and educational.

Our analysis has revealed that by February 2016 the conflict between Council and Management had reached irreconcilable proportions. At issue was the plain fact that Council appeared to have lost confidence in the Vice Chancellor and in the Executive Management. Executive Management had become decimated by suspensions and the institutional operations were deeply affected by the ongoing contestations. The institution has been functioning without critical policy instruments for an unacceptably long time. It became clear to us that while in large measure the facts were common cause, interpretation and perspectives differed widely depending on context and situation of the presenter. Previous external interventions by themselves do not seem to have been able to get to the bottom of the serious problems at MUT. We in turn were struck by the fact that the people with whom we spoke seemed unable or unwilling to accept responsibility for making the institution work.

In formulating recommendations, we have adopted an approach that is developmental, in order to promote institutional agency, which will require MUT to set clear targets for improvement for the next 5 years, whilst ensuring that measures are put in place to hold the Executive Management to account for delivery against approved targets. The current Vision and Mission Statement and Strategic Plan of the university are scheduled to expire in 2019. This provides the institution with an opportunity to come together around a new vision and strategic plan which will be lofty enough to inspire excitement amongst staff and students and provide external stakeholders with an indication of the compelling relevance of MUT in the regional context.

We observe that, maybe because of its location and its history, MUT appears to be very isolated among the Universities of Technology. The university should establish an Agreement with another UoT, for example, the Central University of Technology in Bloemfontein to enable intense sharing of ideas and practices, exchanges of managers and scholars and students, and an engagement in management systems to establish benchmarks for improvements in the university.

The relationship between the Executive Management and Council needs to be restored. We have recommended that in order to start afresh with the new VC serious consideration should be given to disbanding the current Council with appropriate processes put in place for selecting new Council members in a manner that takes account of the expertise needed on the Council and the exercise of due diligence.

We propose that the Minister should consider seriously the introduction of an independent Office of the Universities Ombudsman. Such offices have become very common in South Africa under our Constitution. The latest example has been the establishment of the Office of the Health Ombudsman. The Office of the Ombudsman should be an independent office provided for by the Higher Education Act. The Minister may consider whether such an Office could be established as part of the CHE system or independently altogether. The Office of the Ombudsman would ensure that the Ministry does not deal with many of the matters of breakdown in Governance and Management, failure to adhere to the Code of Conduct, financial malfeasance – all matters that currently may be implicated in and therefore unable to be resolved to satisfaction. This will relieve the Ministry so that the Ministry can attend to the duties set out in the Act.

Finally, we have also recommended the introduction of an Office of an Ombud within the institution so that disputes can be resolved internally and proactively as part of nurturing an empowering institutional culture.

SECTION 1

INTRODUCTION

By Notice in the Government Gazette (No 41643, 22 May 2018), the Minister of Higher Education and Training, Mrs GNM Pandor MP announced the appointment of an Independent Assessor in terms of s.44(1) of the Higher Education Act 1997 (Act No 101 of 1997, as amended). The Independent Assessor was mandated to “investigate the state of governance and management, including policies and procedures pertaining to financial management, management and administrative matters, supply chain management, human resources, information technology and infrastructure development and procurement at Mangosuthu University of Technology.”

By letter dated 6 May 2018, the Minister appointed Prof N B Pityana, retired Vice Chancellor of the University of South Africa, and Ms Judith Favish, retired Director of Institutional Planning at the University of Cape Town to act jointly as the Independent Assessors of the Mangosuthu University of Technology. The appointment would take effect upon publication in the Government Gazette.

The Terms of Reference are set out in the Government Gazette, the details of which are set out as Annexure A to this Report. The Independent Assessors are required to make recommendations on

- Restoring of effective and proper governance at the University;
- Any other recommendation that requires the attention of the Minister and the Department;
- What action, if any, ought to be taken.

The Independent Assessors are required to complete the investigation and to submit a Report to the Minister within 30 days from date of publication of the Notice.

Section 44 of the Act makes provision for the appointment of an Independent Assessor drawn from a panel of persons with appropriate expertise in higher education as set out in s.43 (1) of the Act. As per s.45 the Council of the Mangosuthu University of Technology resolved to request the Minister to appoint an Independent Assessor. The Council made the point that

the Independent Assessor must also investigate the role of Council in the Management and Governance difficulties that the institution was experiencing.

Two instruments are essential for the governance and management of higher education institutions in South Africa. These are the Higher Education Act, 1997 (as amended), and, in this case, the Statute of the Mangosuthu University of Technology published in the Government Gazette by Notice No 39315, dated 23 October 2015. Chapter 4 of the Higher Education Act sets out the structures of Governance that are binding on a higher education institution. The Statute sets out the appointment and functions of Council, Senate, Institutional Forum and the SRC and a framework for the appropriate collaboration between the various structures, with Council as the highest governing body in the university. Provision is also made for the establishment of a Management structure led by the Vice Chancellor as the chief executive and principal administrative functionary of the university. Both Council and Management have defined roles of accountability.

It is our view that as a public institution and an agent of state, universities are bound by the Constitution and by the law of the land. Under the Constitution all government processes must be conducted in such a manner as to “ensure accountability, responsiveness and openness” (s.1(d) of the Constitution). In that spirit, the institution is also bound by the provisions of the Bill of Rights, especially “academic freedom and scientific research”, labour relations and just administrative action (ss.16, 23, and 33), among others.

To regulate its internal relations and in pursuance of the Statute, especially its strategic and monitoring and evaluation roles Council must

- Ensure the realisation of the university’s values;
- Create a positive academic climate
- Adopt the university’s vision and mission statements; and
- Monitor the implementation of the strategic plans.

Towards that end Council must approve the management and strategic policies of the institution, sign off on the Annual Financial Statements, and approve the annual performance plans. To achieve this Council binds itself to an environment set out in the Council Code of

Conduct, which requires Council members to disclose any conflicts of interest in the execution of their fiduciary duties.

Our approach to this Report, in our view, has been more progressive and developmental. We recognize the potential of this institution to serve society for good, and to meet the policy of objectives set by government in the areas especially of vocations and skills development. Our proposals and recommendations, therefore, seek to give the university another chance to realise its own mission and ambitions.

PROBLEM STATEMENT

Matters came to a crisis point at the Mangosuthu University of Technology when the Executive Committee of Council suspended or placed “on special leave” six members of Executive Management in February 2016. This decision was ratified by Council later that month, but not without some misgivings from a section of Council. The basis for this drastic action, according to a letter the then Chairperson of Council wrote to the then Minister of Higher Education and Training, dated 21 September 2016, was that there was a reasonable “apprehension of the failure of governance and financial and other forms of irregularities”. By that same resolution, Council undertook to have these matters investigated.

The Minister met with Council on 24 March 2016. At that meeting the Minister disclosed that he had been receiving a series of memoranda from the Vice Chancellor expressing deep foreboding about the activities of Council that served to undermine the authority of the Vice Chancellor and of Executive Management. The Minister advised that the best course of action would be for Council to request the Minister to appoint an Independent Assessor inasmuch as Council could not investigate itself. In later correspondence the Minister expressed his concern that the suspension of senior executives was sending the wrong message about the stability of the institution, and that the discord between Council and Management needed to be dealt with. The letter is dated 15 September 2016.

The question has been raised with us as to whether this process was not too late given the lapse of time from February 2016 to May 2018. At its meeting in September 2016, Council resolved to request the Minister to establish this investigation. New members of Council were

elected in November 2017, and a new executive Committee of Council was in place. A new Vice Chancellor had also been appointed and had already assumed office on 1 May 2018. The question then arose, what purpose will this process now serve? Such a question arose from the presumption that the problems that the institution experienced over a prolonged period of time were due to certain personalities. Nothing could be further from the truth. In our view, the problems in the institution are structural, and attitudinal.

When the Vice Chancellor's contract came to an end in July 2015, the processes for the renewal or otherwise of the contract had not been undertaken. The Chairperson of Council was not communicating with the Vice Chancellor to explain the reasons for the delay. Upon further enquiry he was informed that Council would deliberate on the matter at its scheduled meeting on 23 July 2015. Council approved the renewal of the contract for another five-year term subject to the signing of a Performance Agreement. Without any doubt this exacerbated already frigid relations between the Vice Chancellor and especially the Chair of Council. It undermined in particular the relationship of trust necessary in the relations between the two senior officers of the university.

Following the renewal of his contract, the Vice Chancellor reports that there was a systematic undermining of the authority of the Vice Chancellor, instances of the withdrawal of some powers due to the Vice Chancellor, involvement of members of Council in operational matters, the establishment of the Executive Committee of Council as a competing authority to Council, and evident conflicts of interest. These developments, according to the Vice Chancellor, caused confusion and uncertainty in the management of the institution. The Vice Chancellor pleaded with the Minister to intervene. This memorandum is dated 15 February 2016.

It is fair to observe that by February 2016 the conflict between Council and Management had reached irreconcilable proportions. Both sides were seeking solutions. At issue was the plain fact that Council appeared to have lost confidence in the Vice Chancellor and in the Executive Management. Executive Management had become decimated by suspensions and the institution was crippled in its operations.

Two events intervened into this scenario. First, new members joined the Council of MUT in November 2017. At that meeting a new Chairperson was elected, as the previous Chairperson and Deputy Chairperson had retired. Secondly, a new Principal and Vice Chancellor was appointed by Council. The new Vice Chancellor assumed duty on 1 May 2018.

PROGRAMME AND METHOD OF THE INQUIRY

The Independent Assessors undertook their task by first receiving a briefing from the officials of the Department led by Dr DC Parker, Deputy Director General: Universities. Officials to assist the inquiry were assigned, files and relevant documents were made available to the Assessors. The Department briefed the Assessors about the independence of the inquiry, and the history of the matter under investigation. The next meeting was held on 11 May 2018. A subsequent meeting with the Chairperson of the Council of MUT and the Vice Chancellor was held on 18 May 2018.

We then agreed a programme for the inquiry. That included visits to the Mangosuthu University of Technology in Umlazi, Durban. We agreed a list of documents to be sourced from the university. We then drafted a programme of sessions for planning and visiting the university. The programme is attached as per Annexure B.

Regarding the method of the investigation, we agreed on a combination of documentation, and interviews. In large measure we sought to understand and to ask questions. We also invited members of the university community to make representations by email. A schedule of these representations and documents is attached in Annexure C. By its nature this method is not forensic, but rather exploratory. We do not pretend that we were able to get to the truth of the matter, or to come up ultimately with a factual account of developments at the university. It soon became clear to us that while in large measure the facts were common cause, interpretation and perspectives differed widely depending on context and situation of the presenter. We came to understand that the campus was deeply divided and just about every account we were given was partial. This made the task of unraveling the truth about the institution very difficult. But it also meant that our analytical and interpretational lens had to be sharpened. This to say, therefore, that we are not in the process of declaring fact from fiction, but that we shall weigh the evidence on the basis of probabilities.

SECTION 2

THE MANGOSUTHU UNIVERSITY OF TECHNOLOGY: History and Developments

MUT is a young institution of higher learning. Founded in 1979 to become a dedicated provider of skills, technical and vocational training under the then apartheid KwaZulu Bantustan, but based in the large urban conurbation of Umlazi, near the City of Durban. It was established as a Technikon under the Government of KwaZulu, a unique experiment because higher education institutions, though based within Bantustans were not usually under the governance of the Bantustan governments. Gradually, new Bantustan universities grew as in Transkei and in Bophuthatswana. Like various other apartheid higher education institutions, MUT bore the stigma of disadvantage and a vision defined by the apartheid system. Its strongest, positive selling point was that it was an institution with a social purpose of serving the needs of the most disadvantaged communities.

With the advent of the new democratic constitutional state in 1994, like other such institutions, Mangosuthu Technikon became part of the national system of higher education. In 2007 following the National Plan of Higher Education, the Technikon became a University of Technology, and as such the Mangosuthu University of Technology was re-born.

The transition from Technikon to a University of Technology does not appear to have brought about much change in the institution's identity and self-understanding. It remained an institution dedicated to teaching and learning offering National Diplomas. Later the mix of qualifications included BTech degrees, but it remained a largely teaching and learning institution at under-graduate level. It is also fair to say that the institution also exhibited the character of a school environment with little of the institutional autonomy, intellectual and critical climate, and advanced engagement as a provider of thought leaders for society. Many of the academic staff were inadequately qualified to teach at a higher education level. As a University of Technology (UoT), the institution carried its tradition of workplace learning and industrial placements. Its programme and qualification mix remained limited and vocation-based.

As a UoT, MUT was challenged on several fronts. It had to develop the characteristics of a university, and it had to embrace the identity of a higher education institution dedicated to providing qualifications in technology and resourced as such both in terms of its academic and administrative capacity, and in terms of facilities. In that regard its location in the township of Umlazi was both a burden and an opportunity. It was considered a burden in that it tended to draw its students predominantly from the African community. Yet based in the south of Durban it is not attractive enough to the many working-class communities in the region - Coloured, White and Indian. For historical reasons, perhaps, it also did not generate sufficient support from, and affinity to, the industrial and small technical skills complex of south Durban. The institution had to deal with the stigma of the fear of township life considered unsafe by other race groups. The effect of all this was that student life was very limited, and cultural exchanges did not extend beyond the African (and broadly Zulu-speaking) communities. It has been attested to us that this context meant that MUT had difficulty attracting qualified academic and highly skilled administrative staff.

The Higher Education Quality Committee (HEQC) Institutional Audit provided an opportunity for the institution to review its programmes, facilities, the quality of its academic programmes and qualifications, and also understand the institutional culture and ethos it sought to establish. The Institutional Audit Report was published in 2011. The Panel made thirty-one groundbreaking recommendations that had the potential of transforming the institution and advancing its academic and UoT mission.

Among the recommendations there are some that touch on governance and academic management matters. It refers to a need for an institution-wide conversation about Vision, Mission and Strategy, and about the institutional culture and ethos. It recommends that the institution attends to the transformation imperatives of the institution, about the legitimate role of Senate. Of significance, for our purposes, is the Recommendation that the institution “ensure the proper functioning of the university through implementing measures to ensure that staff and institutional structures are held accountable for decisions and actions they take in respect to the academic project. In particular, this refers to the academic staff attending to their lecturing duties and building appropriate partnerships with industry and local communities.”

The HEQC Institutional Report, therefore, charged the institution with the responsibility to transform the institution from its historical roots to become a modern higher education institution. Besides, it also had to attend to its identity and institutional character on the “necessary scholarship of teaching and learning beyond the provision of a supportive teaching and learning environment, (to) consider the effectiveness of its pedagogical approaches in educating students from disadvantaged backgrounds and identify graduate attributes and ways for students to attain them.”

Following the HEQC Audit Report, the institution submitted an Improvement Plan to the HEQC. The Improvement Plan did much to integrate the observations and Recommendations of the HEQC in the university’s already extant Vision and Mission Statement (2020). Some improvements were undertaken especially in setting up mechanisms for quality assurance and institutional research, monitoring and evaluation as well as accountability systems for staff and students, attending to the identity of the university especially in teaching and learning and establishing a Teaching and Learning Development Centre (TLDC) to be a focus for development and quality practice, as well as establishing a research unit that would advance the university’s character as a higher education institution. HEQC soon expressed satisfaction with the Improvement Plans and subsequent Progress Reports. Indeed, a critical document in that regard is the institution’s concept document on “The Academic Identity of Mangosuthu University of Technology” published in September 2016.

It may not be too farfetched to make the observation that debates about the identity of MUT, opened up through the audit process, were not fully resolved. Efforts to grow the research and postgraduate side of MUT, coupled with new appointments, have clearly ignited these unresolved issues, between executive Management and some elements at Senate; and among members of executive Management. It does not appear that Council was aware of the growing discord. It was focused instead on operational matters rather than governance and oversight of policy formation and implementation and the academic project.

On the positive side, there are reports that academic standards at MUT are comparable to any of the similar institutions in the country. Course success rates as distinct from throughput rates in some instances surpass those of similar institutions, and much is made of a mature student governance and leadership environment at MUT. Sadly, there is much contention

about the institution's provision for research. The result has been that the research portfolio does not appear to be in sync with the document on the Academic Character of the university. Much of this is frankly due to the failure of leadership in the manner in which this matter has been handled. While a new professoriate has been put in place, the research output and interests seem to lack focus.

Students on the other hand remain concerned about the quality of student life, especially the adequacy of residences for the needs of the students. Often, according to them, it appears that the university is never adequately prepared to cater for the accommodation needs of the students. While appreciative of the academic environment, students remain worried about the reputation of the institution and the resultant quality of their degrees.

The Profile of the university of worth commenting on.

Although at times disputed among the staff at MUT, the Quality Management Directorate produced a Survey report in 2017. Notwithstanding the claims made by management regarding success rates, the Report finds that on average about 25% of MUT students complete their diplomas in the prescribed minimum of three years (MUT, 12: 2017). In gender terms, the university is predominantly Male and overwhelmingly African, where well over 90% of the student intake is drawn from the Province of KwaZulu Natal. Even more worrying still, is the fact that 67% of MUT graduates reported not have employment at the time of graduation. The Report concludes by presenting various matters needing to be addressed if the university is to improve the way it functions and meet the needs of students and the community. The proposals suggested mirror those recommended by the HEQC institutional Audit Report (2011). It would appear therefore that notwithstanding the Improvement Plans, the implementation appears to be sluggish. For example, the establishment of a Student Centre deemed vital for improving the quality of the student experience at MUT is nowhere near completion. It took years for the new student residence to be completed on campus at millions in additional costs, and many of the infrastructure projects much needed for student life and experience are bogged down in controversy. From our observations, it would appear that the university has not yet come to terms with the strategic challenges it faces.

SECTION 3

GOVERNANCE

The UBAC Forensic Report:

It is necessary that we frame any discussion on Governance and Management on the Forensic Report by UBAC (Ubuntu Business Advisory Consulting (Pty) Ltd). The Forensic Report has been used by Council to effect suspensions against several members of the executive Management team including the Vice Chancellor. The Report arises from dissatisfaction by the Executive Committee of Council about management performance, as well as about indications that Council policies were flouted, and wasteful and profligate spending was undertaken without Council approval.

It is necessary to flag several matters of concern about the Report. First, the Report was commissioned by Council, by resolution of the Special Meeting of Council on 25 February 2016. Secondly, we are not aware that that the appointment was undertaken following appropriate procurement process. Thirdly, there is lack of clarity about the dates. The Report is dated 29 July 2016. However, it appears that action on the Report was taken by Council in February 2016 based on a report perhaps that had not been finalized at that stage. In any event, the letter of appointment was only signed by Ms Bathini Hlongwa on 21 May 2018, and by Mr Vishaal Bhumma on behalf of Ubuntu on 21 May 2018. It is strange that Ms Hlongwa should claim that the quotation has been accepted “after a thorough investigation” when in fact the Director of Risk and Compliance had already advised Ubuntu by letter dated 4 March 2016 that their quotation had been accepted. There may be evidence to suggest that the appointment of UBAC itself was irregular.

The quality of the Report and its findings are substantially undermined by the fact that none of the suspects were interviewed by the investigators. The investigation was focused largely on documentary evidence and the people implicated do not appear to have been given opportunity to offer their own explanations.

It would seem to us that the list of “Limitations” enumerated by the Report are sufficient to undermine its credibility. The writers seem to acknowledge that the Report is provisional

pending any additional information that comes to their attention. More astonishingly, the Report ends with the following disclaimer:

This Report was prepared solely for the purpose of reporting findings to MUT. It should therefore not be utilized for any other purpose. No part may be quoted, referred to or disclosed to any third party, without our prior written consent; and

The procedures performed do not constitute an audit or a review in accordance with International Standards on Auditing Standards on review Engagements (or relevant standards or practices). Consequently, we do not provide any audit assurance.

This is astonishing especially if regard is had to the sum of R107 870.00 that was paid by the university for this work. The net result is that the Report can barely withstand evidential scrutiny. It is astonishing that it was used as evidence for taking action against several members of the Executive Management team!

A Chequered History of Governance and Management:

Governance and Management at the MUT has been a matter of contention for many years. It can be stated that for something like a decade the Mangosuthu University of Technology has been unstable. It began with the two Independent Assessment investigations, one by Prof Jaap Durand in September 1999, and another by Dr Vincent T Maphai in 2008. Both investigations were occasioned by considerable breakdown in governance and management during the tenure of Prof A. Ndlovu as Vice Chancellor. Prof Ndlovu was appointed Vice Chancellor in 1997. Following the publication of the Report of the Independent Assessor that had recommended that disciplinary action be taken against Prof Ndlovu, Council lifted his suspension and he resumed duty in 2000.

The Maphai Report recommended that the Vice Chancellor be suspended and that disciplinary steps be taken against him, and that an Administrator be appointed to the institution. Finally, the Report gently called for the removal of the Council of MUT because of its failure in executing its governance functions. It is common cause that Prof Jonathan Jansen was appointed Administrator following the Maphai Report, and soon thereafter Prof Ndlovu resigned. The term of office of Prof Jansen was interrupted when he accepted a position as

Vice Chancellor of Free State University in July 2009. Dr MR Kgaphola was then appointed to continue as Administrator. Upon the expiry of the term of office of Prof A Ndlovu, Council advertised the position of Vice Chancellor. Dr Kgaphola was duly appointed Vice Chancellor with effect from August 2010.

Mr Jerome Ngwenya, a former judge of the High Court, was among the five members who continued in Council when the new Council was inaugurated in November 2009. He was elected Chairperson of Council. Relations between the Vice Chancellor and the Chairperson of Council, and the Executive Committee of Council soon deteriorated. By 2015, the Executive Committee of Council was of the view that the Vice Chancellor and the Executive Management were not performing their functions. They cited the inability of Management to submit drafts of policies for approval by Council, among others, the Supply Chain Management Policy, and Human Resources Policies, as well as Delegations of Authority which were never ready for adoption by Council. In addition, they charged that some key contracts were suspect and irregular, namely, the contracts for the construction of student residences on campus, of the Student Centre, the engineering laboratories and other infrastructure developments including the acquisition of the Ithala Building, and the MRC Building.

The then Chairperson of Council explains that it was on account of such lapses in Management performance and accountability that a decision was taken by the Executive Committee of Council to place the Deputy Chairperson of Council and Chair of the Finance Committee to chair the Bid Adjudication Committee. According to Prof Kgaphola, however, Council had been chairing and participating in Tender Committees from about 2010. According to the then Deputy Chairperson, Mrs D Hoorzuk financial management was so inefficient that she was obliged to be the one who authorized payments. Mrs D Hoorzuk told us that the Council revoked the Statute to the extent that financial approvals and membership of Council Tender Committees had to be assumed in order to manage controls better. For Council this was an emergency measure. This view of an inefficient and incompetent management appears to have been shared by other members of Council. Dr Fazel Randera, for example, says that early on, indeed after a few months as a member of Council, he asked the question as to why the performance of the Vice Chancellor was not improving. Instead the institution appeared to be on a downhill drift. He told us that reports to Council were not a true reflection of the

problems experienced at the university, and that the executive team routinely came to Council unprepared, and Executive Management could not respond to questions by members of Council.

On the other hand, Executive Management disputes these allegations. The common view is that the Executive Committee of Council “had captured” Council, and undertook decisions unilaterally, and indulged in activities well beyond their Mandate. There was some resistance at Council about this power usurped by ExCo, and some of the decisions were reversed. Management was of the view that members of Council had conflicts of interest as some of them had business dealings with the university. The view within Executive Management is that members of Council, especially the ExCo of Council, were in violation of their own Code of Conduct, and behaved in an arbitrary and unaccountable manner. Management felt that they were being constrained from undertaking their duties by the frequency of Council and Council Committee Meetings, and by the inability of Council to manage the Agenda of Council effectively. The result was that decision-making was very slow and prolonged, thereby affecting the operations of the university negatively.

It would appear that Council had never discussed their dissatisfaction with the Vice Chancellor. Instead, Council prevaricated when the contract of the Vice Chancellor was due for renewal in July 2015. Following various promptings by the Vice Chancellor, Council “eventually” as the Vice Chancellor puts it, agreed at its meeting on 23 July to extend the contract of the Vice Chancellor for a further term subject to the signing of a satisfactory performance contract. That performance contract was never signed, prompting the Chairperson of Council to raise the question as to whether indeed there was a valid contract between the Vice Chancellor and the university! There was a breakdown of trust between Council and Management, and animosity fueled mutual suspicion and attribution of unedifying motives in all actions of Management, and in return, of Council.

Inevitably, matters came to a head and on 10 February 2016 the Executive Committee of Council resolved to suspend six members of the Executive Management, including the Vice Chancellor. In a letter addressed to the Minister of Higher Education and Training, the Chairperson of Council reported that Council was obliged to act as Council had a “reasonable

apprehension of serious failure of governance and financial and other forms of irregularities..." So serious was this evidence of inefficiencies that the financial affairs of the institution were put at serious risk. He went on to report that the actions of the Executive Committee of Council were confirmed in a subsequent Council meeting on 25 February. The Chairperson further reported that the special Council meeting on 25 February 2016 also resolved to "extend the investigation to enquire into whether any member of Council was undertaking business with the university". During our interview, Mrs D Hoorzuk disclosed that two members of Council were found to be involved in business relations with the university contrary to policy. There was no indication of what steps, if any were taken, to correct the situation.

Two questions regarding Governance arise. One, about the appointment or election of members of Council; and the other, is the understanding of Council members of their fiduciary responsibilities. Since the Maphai Report advised that members of Council needed to reflect on their continued membership of Council, not much has been done. At the time that Maphai made the recommendation, there were concerns that some members of Council had been in Council for far too long, and that the then Vice Chancellor seemed to exercise a free hand in recruiting members to Council. The result was that membership of Council was undertaken with only minimal probity. As a result, Council may be lacking in appropriate experience and maturity of judgment. A new Council was constituted in November 2017. Many of the longer-serving members left Council.

Membership of Council, on this occasion, was done by advertising for expressions of interest and inviting nominations to Council. The nominees were interviewed by a panel. Notwithstanding that, at least one of then-new crop of members eventually resigned from Council because he was not satisfied that members applied due diligence, read Council papers, asked the right questions and applied their minds to decisions before Council. Dr Seshi Conco charged that Council members had no understanding of their fiduciary duties, and some tended to be caught up in the internal politics of the university. The challenge is that Council has not worked out for itself what being a "fit and proper" person to serve on Council actually entailed. And yet, South African jurisprudence in recent years has defined what constitutes "fit and proper" persons to serve in public office.

The question that is being asked is whether the right level of skills and experience is being recruited to the Council of MUT? That then raises the question as to whether there was enough realization among Council members that they were in Council in their personal capacities, as well as in their collective capacities, and that they bore no brief for any constituencies that may have sponsored them to Council; and that they were under obligation at all times to act in the best interests of the university. Indeed, the Companies Act also makes it clear that members of Boards of Companies may be liable in their personal capacities for any wrongdoing during their term of office. The Code of Conduct for Council members at MUT was honoured in the breach.

We found that Council does not pause to review its own performance set against the responsibilities set out in the Statute as well as the Vision and Mission of the university. The current Chairperson of Council, it must be admitted, did share with us an intention to undertake a Council performance review. In other words, to what extent is Council attending to the mandate expressed in s.8(2) of the Statute, namely, that “Council has strategy-making and monitoring responsibility in general, including the

- (a) Realization of the University’s values;
- (b) Creation of a positive academic climate;
- (c) Adoption of the university’s Vision and Mission Statements; and
- (d) Monitoring of the implementation of strategic plans.

In our view, if Council measured itself against these elements it would never fail in its duty. If it fails, it will be because it fails to adhere to its mandate as stated above.

It seems that Council has now managed to rein-in the power of the Executive Committee of Council. The problem of compliance with policies and regulations, however, exists. It exists because not even Executive Management feels obligated to abide by the rules and the policies of the university. Monitoring by Council could have prevented many of the problems experienced in the infrastructure delivery and in facilities management. Accountability mechanisms and effective performance management do not function as they should. The charge by Executive Management is that at times Council and Council Committees meet so

frequently that there is never opportunity to implement decisions taken at the previous meeting.

Leadership in a university is shared and has mutual accountability built-in it in order to ensure its effective functioning. That means that trust and integrity are principles or the glue that binds all elements of the university together: governance, management; academic and administration. Part of the problem has been that there is nobody authoritative enough to monitor and enforce compliance of Council except Council itself. When Council is in breach there is no mechanism for self-correction, except perhaps by the heavy hand of the Minister. When Council goes rogue, what recourse does Executive Management have? We were variously alerted that the university was in need of three critical elements if it was to improve:

First, the university is in need of visionary and strategic *Leadership* both at Council and in a Vice Chancellor who is the academic and administrative leader of the institution. The relationship between the Council Chairperson and the Vice Chancellor needed to be managed carefully but with mutual respect. That is the collective leadership without which the university cannot succeed. In other words, Council must abide by the Code of Conduct, and Council must hold Management to account in a fair and transparent manner.

The next element is to ensure that both Management and Council undertake their duties with diligence. Management must produce reports that guide Council in its decision-making responsibilities. The policy environment must be stabilized and finalized as soon as possible. The policy uncertainty that seems to prevail at times must be attended to speedily. Planning and monitoring and project management systems across the institution need strengthening.

Secondly, *the Office of the Registrar* is a critical key to Governance and Management in the institution. From our observations, the person of the Registrar currently is very weak and does not understand his role even though he has been in office for 20 years. He does not understand, in our view, that he is the custodian of the laws, policies and rules of the university. He should be empowered to function like a Company Secretary, to act at all times with professional authority, and with the knowledge of the laws and policies of the institution binding on Council and Management alike. Mr M Naidoo, the MUT Registrar is incapable of confronting wrongdoing and advising about compliance. He was inclined to do whatever the

Chairperson of Council required him to do and fails to intervene at meetings for the sake of order and good governance.

Committee Services: The Registrar has responsibility for Committee Services in his portfolio. He has to ensure that the Minutes of Committees are faithfully recorded, duties assigned, and that those allocated tasks are aware thereof, and that they carry out and report at the next meeting. The impression we had was that not only did the Registrar not understand his role, none of the other members of management recognized it to be their duty as well to equip the Registrar to perform his functions. It is fair to say that the lapses of Governance at the institution are due in part to the failure of the Registry and Committee Services – the quality of reports, the quality of minutes, follow-up on Matters Arising and keeping proper records. From our observation, we found that the Minutes of Council Meetings were sanitized by the intervention of the Chairperson or the Vice Chancellor, not clear enough about decisions and resolutions, as well as who the actors were. Tampering with the Minutes, so the charge goes, is common at MUT. The result is that the setting of the Council Agenda was left to the Chairperson of Council, and the Registrar did not deem it necessary to consult with the Vice Chancellor about the Agenda. When the Office of the Registrar does not function effectively there is more at stake than just meetings. It is that the integrity of the academic management of the university may be compromised, and the quality of the academic qualifications may be in doubt. The Registrar, it has been reported to us, comes from the era of an authoritarian Vice Chancellor when dissenting voices or even contrary advice were not tolerated. He tends to be more compliant than creative.

Thirdly, *Senate:* It is our observation that Senate is caught up in factional battles in the institution and bureaucratic matters. That results in academic governance not receiving the priority it deserves in an academic institution. A review of the Minutes of Senate suggests that critical academic policies, reports and programmes are barely receiving attention. Much effort is devoted to battles about appointments and roles. At Council we could find no evidence that Council deliberated on academic matters beyond making appointments. As such, the relationship between Senate and Council is at best confusing. We gather that not even the strategic policies of the institution were debated by Senate, but they were approved. We had the sense that Senate was not performing credible oversight on academic

programmes and institutional performance. The relationship between Council and Senate is not understood in the institution. This ineptitude by Executive Management and inefficient operations of Senate has helped create a *cordon sanitaire* around the operations of Council.

Termination and Removal of Council Members: The Statute does make provision for the removal of a member of Council in instances where the said member has contravened any of the policies and prescripts of Council (s.12(2)). The difficulty, however, is that Council must initiate such action against a member in terms of s.7D of the Act. It must be in very rare cases where Council can take action against another member, especially in Councils that are divided and factionalised. A case in point is that the Chairperson of Council at MUT, Mr Morailane was elected Chairperson of Council in November 2017. It has since become known that Mr Morailane had a judgment taken against him at the North Gauteng High Court on 26 October 2017 in terms of which property was attached and a sale in execution was set to be held on 15 February 2018. The judgment was about a month old at the time Mr Morailane was elected Chairperson of Council in November 2017.

The Statute of Mangosuthu University of Technology states that a member of Council's membership terminates if, among others, "12(1)(e) he or she is declared insolvent by a court of law..." A judgment debt is not a state of insolvency in law but it does signal the fact that the member concerned's financial health is in doubt or under stress. That, at the very least, may well suggest that such a member cannot be entrusted with the resources of the institution. This matter was put to Mr Morailane. He did not dispute the fact that he had incurred a judgment debt, but that according to him it was a matter of oversight. The question remains, however, should not a member of Council, let alone one who occupies the position of Chairperson, have declared the matter to Council and the Council should have ruled on whether such a person qualified for appointment to Council, or not? It seems to us that matters like this cause doubts in the minds of the university community about the integrity and trustworthiness of members of Council. At the very least, Mr Morailane should have declared the matter to Council, and Council should have applied its mind on it.

SECTION 4

MANAGEMENT

Strategic Management

In January 2015 the Executive of Council approved a revised Strategic Plan 2015-2019'. According to the then Chair of Council, "the revised strategic plan ...responds to the changing policy, legislative and industry environment in which MUT finds itself. The revised strategic plan further provides a clear direction of where the university wants to move in the near future. The plan emphasises MUT's intention to provide high quality education and support to its students and to ensure student success". According to the Vice Chancellor, "the current Strategic Plan, seeks mainly and logically, to deal with the ... lag phase in the institution and its manifestations at the coalface of academic programme delivery and other critical student services. Equally, as important, the plan projects a medium-term future in which MUT becomes an institution that not merely complies with statutory requirements, but one that also excels in terms of pursuing its chosen mission".

Our assessment of the strategic leadership of the University is grounded in an analysis of the strategic goals and progress made towards the attainment thereof. The strategic objectives and associated key performance indicators provide an indication of what the institution felt needed to be done in order to position the institution as 'pre-eminent' among South African Universities of Technology (UoTs).

The 2015 and 2016 Annual Reports, submitted to DHET in compliance with national policy requirements, both reflect positive assessments of progress made towards achieving the institutional strategic targets. In both these years MUT achieved about 80% of its stated objectives. This is noteworthy given the state of the institution in 2010 as reflected in the reports of the Assessors in 2009 and 2010, and that 2016 was a year of huge disruptions in the higher education sector due to the "#fees-must-fall" demands and protests from students across the HE sector.

According to the Annual Reports, the areas in which MUT did not achieve its objectives and targets, were those areas related to inadequate financial resources or factors which fell outside of the control of the university. Hence the Chair of Council and the Vice Chancellor expressed satisfaction with the strategic performance of MUT. The question has to be asked, though, about the extent to which Council had interrogated these Reports and Annual Performance Plans ahead of their submission to the Department. We were told that matters were rushed to Council for signature because they had to be submitted to DHET to meet a deadline, and we saw no evidence in the Minutes or resolutions supporting adoption of these.

Notwithstanding the progress recorded in relation to the majority of indicators, we believe that questions need to be asked about whether the strategic goals are sufficiently specified to enable the identification of appropriate strategies for realising the vision of MUT, and whether the selected indicators are appropriate for measuring progress. When a more critical lens is adopted for analysing progress a number of significant shortcomings are identified.

For example, Goal 7 commits the University to “Promote good governance and management principles at MUT”. One of the indicators used for monitoring progress with regard to this goal relates to the “Holding of relevant statutory meetings” for which the target is 50%. It is arguable whether this inexplicably low target and the tracking of meetings convened are suitable indicators for monitoring the implementation of good governance and management principles, especially in the context of MUT with its history of ‘diminished governance’ and ‘de-institutionalisation’.

In a similar vein the successful implementation of Goals 3 and 8 it necessitates clearer conceptualisations of the distinctive institutional characteristics that would attract highly qualified academic staff to work at MUT, and would attest to the academic excellence of a ‘pre-eminent’ University of Technology beyond increasing the proportion of staff with higher degrees, offering competitive salaries and compliance with high level HEQC accreditation criteria.

The Annual Reports of 2015 and 2016 acknowledge that insufficient progress has been made with regard to the generation of third stream income to place the university on a more sustainable trajectory. As an institution that attracts the poorest students in the country this

challenge cannot be underestimated. However, it is critical for the Vice Chancellor to develop a clear strategy for generating more income for the university. The Annual Report refers to the development of a strategy in 2015, and the launch thereof in 2016. However, we have been informed that whilst a draft strategy was developed it has not yet been approved.

Finally, we are concerned about the lack of evidence of attempts to cascade the strategic plan down to the faculties and support departments. Indeed, we were informed by an Acting Dean that they now only have operational plans.

Overall Management of the Institution

The Assessors were guided by the Terms of Reference which required *a detailed analysis* of the current situation of Management within the institution including policies and procedures pertaining to financial management, human resources, information technology and infrastructure development and procurement and to make recommendations regarding the restoration of effective and proper management within the institution.

In view of the fact that an analysis of major weaknesses in the institution's management systems had been identified in the reports of the Assessor appointed in 2009, the reports of the two Administrators appointed in the course of 2009 and the forensic investigation undertaken by UBAC in 2017, we wanted to try to understand the reasons for the re-occurrence, or the persistence, of the management problems in order to pinpoint internal improvements that would obviate the need for further ministerial interventions. In this regard we used the framework provided by the HEQC for institutional audits which outlined four elements of effective institutional arrangements.

- Quality assurance – the policies, systems, strategies and resources used by the institution to satisfy itself that its quality {and policy} requirements are being met
- Quality support – the policies, systems, strategies and resources used by the institution to support and sustain existing levels of {services and programmes}
- Quality development and enhancement – the policies, systems, strategies and resources used by the institution to develop and enhance its {services and programmes}
- Quality monitoring – the policies, systems, strategies and resources used by the institution to review, monitor and act on issues [requiring attention] (HEQC, 5: 2007).

The panel heard that despite the interventions made by Prof Jansen and Prof Kgaphola as Administrators, the proper administrative infrastructure for the management of a university was not put in place. It was suggested that many of the policies, processes and procedures that were developed at the time were developed largely from the top with little consultation by consultants, who didn't understand the institution well enough to contextualise the policies and didn't develop appropriate strategies for embedding the policies in the fabric of the institution. As a result, many of the policies that were developed have not been properly implemented or have been ignored. There is no institutional policy repository. Many of the policies that we saw still do not have clear approval dates and signatures and suggested review dates.

In 2015 the Internal Auditors reported that: "During our assessment and through discussion with various members of staff as well as management, it appears that there are insufficient policies to drive the mandate for standard operation procedures across various functional areas. In addition, it appears that certain policies may no longer be adequate/relevant and in some instances new policies may be required given the organisational and structural changes that MUT has implemented during the past few years. Policies are critical in defining the required standard operating procedures that should govern the entire organisation to achieve optimal efficiencies in the context of revenues and expenditure".

The risk registers from 2015 and 2016 also highlight policy gaps which pose serious risks to good governance and the institutional integrity such as a tender policy, a selection policy, a dispute resolution policy, a student debt policy, examination controls and moderating procedures, and an unapproved organisational structure.

The absence of clear and accessible policies means that requirements for the manner in which key things should be done, such as the recruitment of members of the Executive, are not specified. The challenges associated with the MUT policy environment have been compounded in the recent period by the tensions between council and senior management, which resulted in delays in approving critical HR policies and the Supply Chain Management Policy. Management informed us that the delays were also caused by Council agendas not being completed. A different opinion about the HR policy vacuum was expressed by the Chair of the

HR Committee, who informed us that the delays in processing HR policies were due to the poor quality of the documents that were presented to the Committee.

Until the approval of performance objectives for the Vice Chancellor in 2018 by the Council there have been no performance objectives for the Vice Chancellor, Deputy Vice Chancellors and Registrar and in turn for the Senior Directors and Deans within their respective reporting lines. The absence of a performance management system was listed as a risk to the institution in the 2015 and 2016 risk registers with associated action steps to mitigate the risk but these actions were not implemented. As a result, a key tool to enable the identification of annual deliverables for which individual staff members can be held accountable has been missing. An encouraging development in this regard is the addition of two new strategic objectives in the 2018 Annual Performance Plan related to the planned development of an integrated Performance Management System and a promotions policy, as well as references to the provision of training for managers and staff about the proposed Performance Management System.

Regarding the support component of management systems, we were informed by the head of the Quality Management Unit that the unit only focuses on assessing the quality management systems in the academic sector. The exclusion of the support sector's management systems is cause for concern as it impacts on the capacity of the institution to identify weaknesses in the institution's QMS and enable continuous improvement in the services provided by the support sector.

Regarding the development component of QMS, there is no human resources development policy to guide planning around staff development. The absence of a performance management system also constrains the capacity of the institution to identify development needs of staff in order to improve their performance. Whilst these are necessary for systemic approaches to staff development there is no reason why staff development initiatives cannot be implemented in the interim. We were informed of initiatives for academic staff but not about any for support staff. On the academic side, evidence was provided of several initiatives organised by the Teaching and Learning Centre to enhance the capacities of academic staff. It is also evident that progress is being made in enabling academic staff to upgrade their

qualifications. Staff are supported to enrol in postgraduate studies in higher education being offered at Rhodes and UKZN.

The apparent lack of training programmes for support staff is extremely worrying given that we were repeatedly informed that many staff in the institution do not have the appropriate level of skills to perform competently in their jobs. The institution does not appear to have succession plans in place and given the rapid turnover of staff this is also cause for concern.

Finally, regarding the monitoring and evaluation component of management systems, we were informed repeatedly by interviewees about the lack of overall project management and monitoring systems in the institution. We were informed that the Senior Management Team meets every second month! With respect, this is not frequent enough to allow the Executive Management Team to cohere as a team. Whilst annual calendars of meetings are drawn up, there is no mapping of deliverables for each of the committees with clear time lines in a manner that takes account of approval routes. This is a fundamental weakness that severely constrains effective management and monitoring. It also results in significant deadlines being missed such as timelines for tenders for student accommodation.

We were encouraged to learn that the current Chair of Council is totally committed to addressing this gap in the institutional management system. He has insisted on the implementation of a systematic approach to following up on Council decisions and has discussed with the Registrar and the Vice Chancellor. Evidence of progress in regard to scheduling of annual deliverables for council committees is contained in the Proposal for a Planning, Monitoring and Reporting Framework due to serve at a Council meeting on 27 June. The schedule contained therein serves as an example of what will hopefully be done throughout the institution. (See Annexure D).

More details on how the weaknesses in the overall management systems impact on particular functional areas are provided in the specific sections below.

Executive Management

There have been several changes in the composition of the Executive Management between 2015 and 2018. This has clearly impacted on the stability of the institution and the capacity of the institution to address weaknesses identified in its management systems in this period.

In 2015 the Executive Management was comprised of:

Prof M Kgaphola	Vice Chancellor
Mrs V Mthethwa	Executive Director Office of the Vice Chancellor
Prof. K Ndlovu	DVC: Resource and Planning
Prof M Ramogale	DVC: Teaching and Learning
Prof Z Dlamini	DVC: Research, Innovation & Engagements
Mr M Naidoo	Registrar

Changes in the composition of the Executive are reflected in the table below.

Prof. M Kgaphola	Vice Chancellor & Principal (placed on special leave as from 25 February 2016. Prof Kgaphola resigned whilst the UBAC report was being completed in the first quarter of 2016. The suspension was lifted after Prof Kgaphola turned to the Labour Court to rule on the legality of his suspension. Prof Kgaphola returned to campus on 25 April 2016 after a decision of the Council. A settlement agreement was reached between MUT Council and Prof Kgaphola in June 2016 in terms of which Prof Kgaphola would leave MUT at the end of September 2016 and would stay off campus in this period.
Ms V Mthethwa	Executive Director, Office of the Vice Chancellor (resigned whilst the UBAC investigation was being completed)
Prof. M Ramogale	Acting Vice Chancellor and Principal (appointed from 25 February)
Prof. SK Ndlovu	DVC Resources and Planning (placed on special leave in June 2016 and resigned in
Prof ZL Dlamini	DVC Research, Innovation, and Engagements Portfolio (RIEP)
Prof NJ Ndlazi	Acting DVC: Resources and Planning (appointed after Prof Ndlovu was placed on special leave in June 2016)
G Govender	Acting DVC: Teaching & Learning (appointed when Prof Ramogale was asked to act as Vice Chancellor)

In February 2016 the following senior officials were also placed on special leave. Mr Zungu, Senior Director: Operations; Mr Dlamini, Senior Director: Human Resources; Mr Dube, Chief Financial Officer; Ms Mthethwa, Executive Director in the office of the Vice Chancellor, and Ms Mchunu, Dean of Students. By June 2016 these officials had all resigned with the exception of Mr Dlamini, Senior Director: Human Resources.

At the end of 2016 the composition of the full Executive Management Committee was as follows.

Prof. MM Ramogale	Acting Vice Chancellor and Principal
Prof ZL Dlamini	DVC RIEP
Prof NJ Ndlazi	Acting DVC: Resources and Planning
G Govender	Acting DVC: Teaching & Learning
MKO Zungu	Snr Director: Operations
S Naidoo	Registrar: Academic
LE Ndaki	Snr Director: Library
ZG Ngidi	Acting Director Finance
JM Makua	Snr Director: TLDC
EN Dube	Chief Financial Officer
MZ Dlamini	Snr Director: Human Resources
DR VR Jugoo	Acting Snr Director: ITN
Dr JF Van Koller	Acting Snr Director: Planning and Institutional Research

In 2016 and 2017 the Deans were not part of the EMC. In 2018 the new Vice Chancellor incorporated them into the EMC. At the time of our visit the deans were:

- Prof Alfred Msomi - (Faculty of Natural Sciences) – Acting
- Prof Chandra Jinabhai – (Faculty of Management Sciences - (Acting)
- Mrs Julia Baah – (Faculty of Engineering) - Acting
- Ms Thembi Kweyama – Dean of Students

We were informed during our visit that a call had gone out from the Vice Chancellor to the institution inviting people to express interest in acting as deans for a period of 3 months whilst preparations for advertising for 3 Executive Deanships took place.

In June 2018 the composition of the Executive Management Committee was as follows:

Names and Surname	Position
Dr Duma Malaza	Vice-Chancellor and Principal
Prof Z Dlamini	DVC: Research, Innovation and Engagements
Prof MM Ramogale	DVC: Teaching & Learning
Mr S Naidoo	Registrar
Mr ZG Ngidi	Acting Senior: Director Finance
Mr MZ Dlamini	Senior Director: Human Resources & Development
Ms M Mkhize	Senior Director: Marketing & Communications
Prof NJ Ndlazi	Acting DVC: Resources and Planning
Prof Jinabhai	Acting Dean: Faculty of Management Sciences
Ms T Kweyama	Dean of Students
Mrs J Baah	Acting Dean: Faculty of Engineering
Prof AM Msomi	Acting Dean: Faculty of Natural Sciences
Dr M Makua	Senior Director: Teaching and Learning Centre
Dr J Van Koller	Senior Director: Institutional Planning and Research

It is evident from the above tables that in the period between March 2016 and June 2018 there has been an unacceptably high number of acting senior officials in the institution. Five key positions have been led by acting staff for two years. Four legal cases involving current and ex members of the Executive are pending.

Prof Kgaphola is contesting the refusal by MUT to give him his pension pay-out and outstanding salary for September 2016, which Council is withholding because they wish to claim R5million from him to address the findings of the UBAC report. According to Prof Kgaphola, for MUT to proceed with this case the institution would need to cancel the settlement agreement reached with him and retain his services in order to discipline him retrospectively for alleged offences whilst he was in the employ of MUT. Frankly, we do not think that this is a dispute we could get into. However, in the meantime MUT has appointed a new Vice-Chancellor, who took office on 1st May 2018.

Prof Zodwa Dlamini has initiated a grievance against Prof Ramogale with the CCMA for maltreatment. She is also contesting the validity of the Vice Chancellor's recruitment process in the CCMA. Prof Ramogale instituted disciplinary proceedings against Prof Dlamini in December 2017 and a separate disciplinary case against Prof Dlamini for plagiarism in a matter that entailed failure to acknowledge sources in a policy document Prof Z Dlamini had drafted for presentation to Senate. To date there have been 3 hearings and another hearing is scheduled for the end of June. There is also a case involving the appointment of Prof Ndlazi to the position of the Executive in the Office of the Vice Chancellor which Council is contesting. The resort to expensive legal processes to resolve disputes which should be resolved by the Executive itself or by Council undermine the integrity of the institution.

The cases, and the high number of acting appointments, are indicative of problems stemming from inadequate oversight of the performance and the absence of appropriate policies and procedures.

The panel was informed that the tensions between and among members of the Executive Management have profoundly affected the functioning of the institution. Some interviewees referred to a 'war' within the institution as a result of the degree of factionalisation which has permeated the institution with staff either consciously or unconsciously being associated with either the 'Ramogale' or 'Dlamini' factions. Given the impact on the wellbeing and effective functioning of the institution and the issues highlighted by the conflict, the background to the conflicts will be described in some detail below.

The conflicts with Prof Dlamini started during Prof Kgaphola's tenure as VC. According to a submission sent by Prof Kgaphola to the Independent Assessors, in Prof Dlamini's letter of resignation of October 2015, she cited a number of issues which "led to her decision to quit the employ of MUT. In summary, she accused the University of subjecting her to what she claims to be "abuse", which she felt she could no longer tolerate. Subsequent to Prof Dlamini submitting her letter of resignation, the VC issued a letter to her declaring his intention to suspend her, citing allegations of gross misconduct as a reason for the action. The reasons for this included her non-attendance in Executive Management meetings, her absences from the institution without permission, insubordination, and rudeness to other members of staff. In

the interim the Chairperson of Council, having received notice from the VC on the matter, advised the latter not to proceed with the intended suspension of Prof Dlamini.

In the wake of these events, the Chairperson of Council convened a special meeting of the Executive Committee of Council (EXCO). The sole agenda item for this meeting was stated as 'Administrative matters in the Office of the Vice-Chancellor.' The meeting subsequently sat on the 9th October 2015. Following the special meeting of EXCO of 9th October 2015, the impending suspension of Prof Dlamini was rescinded, and the resignation of Prof Dlamini was noted and declined. The Executive Management was mandated to deal with Prof Dlamini's concerns about an appropriate location of her office, inadequate budgetary allocations and matters incidental thereto and an organogram for the Research and Innovation areas was to be finalised. From the interviews which the assessors held it appears that these matters have not yet satisfactorily been resolved.

The tensions have been exacerbated by the decision of the Chair of Council in June 2017 to replace the Acting Senior Management team with Professor Dlamini as Acting Vice Chancellor, Professor Msomi as Acting Deputy Vice Chancellor: Teaching and Learning and Dr Kwitshana as Acting Deputy Vice-Chancellor: Research, Innovation and Engagement, who had previously lodged a grievance with the CCMA about the level of her appointment. This decision, which was taken without any consultation with the incumbents or with Council, understandably dubbed 'a coup', was subsequently reversed by the full Council albeit with significant feelings of anger on the part of both groupings. The tensions were further exacerbated by open clashes in Senate about the draft internationalisation policy tabled in Senate by Prof Dlamini on the grounds of plagiarism and her challenges about the basis on which titles of 'professor' had been conferred on some academic staff.

In the interviews, it emerged that Prof Dlamini did not receive clear performance objectives when she commenced her employment at the institution. Nor, it seems, was she given a proper induction to the institution in which she was oriented to the budgeting, physical planning and HR procedures within the institution. Other members of the Executive argued that she didn't recognise the importance of trying to understand the procedures and structures etc of MUT resulting in clashes with staff at various levels within the institution.

We were informed that Prof Dlamini, had not adequately taken account of the Academic Identity Concept Document, endorsed in a joint meeting of the Senate Executive (SENEX) and the Academic Planning Committee on 1 October 2015, in formulating her plans for research. According to the Academic Identity Concept Document “the University identifies teaching and learning as its primary function within its tripartite core business of teaching, applied research and community engagement in formulating a vision for research at MUT. Members of the Executive Management were alarmed that Prof Dlamini arrives at the institution and then rubbishes work that had advanced and does not seek to engage with colleagues and share her own views and persuade.

Some members of staff whom we interviewed felt that the source of the tensions between Prof Ramogale and Prof Dlamini related to Prof Ramogale’s desire to retain control of the financial resources which he had previously managed in his capacity as DVC for Research and Teaching and Learning. Even among members of Council the view was expressed that the establishment of the new DVC: Research portfolio was done without careful planning hence the difficulties that ensued. Prof Ramogale denies this, as he was the author of this strategic restructuring of the academic profile of the university, to include an addition DVC for Research, Innovation and Partnerships.

We believe that in the absence of a clear long-term vision for the institution, which is shared by the majority of staff and Council, there is high likelihood that conflicts about the identity of the institute will continue to divide the institution. We note in this regard that recent black academic appointees with doctorates, and several senior more research oriented black staff seem to have aligned themselves with Prof Dlamini, perhaps against the ‘perceived old guard’, many of whom have been in the institution for over 25 years.

For about a year Prof Dlamini did not attend Executive Management Committee meetings and as a result the VC and other members of the Executive Management team only got sight of proposals emanating from Prof Dlamini in Exco or full Council through her direct communication with the Chair of Council. It is inappropriate for matters to serve in Council which have not gone through the Office of the Vice Chancellor and Executive Management. This clearly exacerbated the tensions between the Acting Vice Chancellor and the Chair of Council and between Prof Dlamini and the other members of the Executive Management Team.

Whilst acknowledging that Prof Ramogale sought the assistance of the Chair of Council in trying to resolve this and other matters, it is not clear why disciplinary proceedings against her were not taken immediately for not attending Executive Management meetings.

It is worth noting that the newly appointed Vice Chancellor Dr Duma Malaza has inherited a deeply divided institution, and with systems of management not functioning optimally, and with a staff component that is not only demoralised and uninspired, but that also needs a thorough review of staff qualifications and experience in order to determine whether the institution does have the staff to undertake its strategic mission. The temptation by the Vice Chancellor to seek to centralise authority in his office is a real one, but it is one that can go wrong. The Vice Chancellor informed us that he is currently undertaking a wholesale review of management processes at the university. One hopes that such will be undertaken in a consultative manner, and also such as to distribute responsibility across all responsible managers and at their levels. One hopes that the Vice Chancellor will exercise strategic leadership over the entire institution.

Human Resources

In this section we highlight weaknesses in four dimensions of quality management. Problems associated with HR policies were flagged in Dr Maphai's Report, repeated in Prof Jansen's Report and the UBAC report. The Internal Risk Registers in 2015 and 2016 flag the absence of critical HR policies such as the absence of a policy framework for monitoring and evaluating staff performance, a vacancy evaluation process, the absence of an approved organogram.

The interviews confirmed that these areas remain problematic. In addition, concerns about the number and duration of acting appointments; the protracted nature of the recruitment, selection and appointment procedures; the continued use of manual HR processes; poor succession planning; long turn-around times in responding to queries for information and the lack of opportunities for staff development were expressed.

We were informed by the Senior Director: HR, Mr Dlamini, that a laundry list of 'ideal human resources policies' had been compiled without necessarily looking at the challenges confronting the university and the level of readiness of the organisation to implement some of the ideal policies...management had also spent an inordinate amount of time drafting these policies

without critically looking at the appropriateness of their timing and by implication the development of essential policies had been overlooked". His view about the policies that were developed by consultants was echoed by other interviewees who indicated that the consultation had been inadequate and that the policies had not been sufficiently contextualised for the MUT environment. Hence there was insufficient ownership of the policies and poor implementation thereof.

Mr Dlamini confirmed our view that recent events in the institution, such as the aborted first VC recruitment and selection process and the re-hiring of staff who had been fired after disciplinary processes had been concluded, had indicated the importance of having approved MUT-specific policies such as a Disciplinary Procedure & Code, a Grievance Procedure, a policy on Incapacity Management, Human Resources Development; Remuneration, Recruitment and Selection; and Performance Management and a policy on General Conditions of Service for any organisation to operate optimally. It is clear to us as well that such interventions by Council have undermined the authority of the Vice Chancellor. Mr Dlamini indicated that difficulties in expediting the finalisation of HR policies and delays in the finalisation of HR processes had occurred as a result of Council's assumption of authority over all disciplinary and appointment procedures and holding back on approving policies. We were given a schedule outlining envisaged milestones and time lines for processing policies requiring urgent attention. See below.

Policy Name	Status	Envisaged Council Approval
Disciplinary Procedure & Code	On Council Agenda since June 2017.	March/June 2018
Grievance Procedure	On Council Agenda since June 2017	March/June 2018
Incapacity Management	On Council Agenda since June 2017	March/June 2018
Employment Equity	On Council Agenda	March/June 2018
Human Resources Development	Review underway	September 2018
Recruitment & Selection inclusive of acting appointments	Review underway	December 2018
Performance Management	Drafting of the policy underway	September 2018

Remuneration/Reward inclusive of acting allowances migrating to Total Cost of Employment Remuneration Approach	Review underway	September 2018
--	-----------------	----------------

A list of policies to be submitted to Council for approval in September was also provided.

Name	Status	Envisaged Council Approval
Overtime Work	Draft policy completed	September 2018
Study Assistance to Staff and their Depend	Review underway	September 2018
Succession Planning and Management	Drafting of the policy underway	September 2018
Leave inclusive of Study and Research Leave as well as Sabbatical	Review underway	September 2018
General Conditions of Service	Review underway- will be based on approved HR Policies	December 2018

The proposal cited above will go a long way in enabling the Human Resources & Development Function to focus on mission critical policies whilst a common understanding and expectations are being developed with regards to policies such as Performance Management and Succession Planning and Management which have a relationship with Recruitment & Selection and Reward or Remuneration Policies.

We note the progress already recorded in relation to many of the policies listed. However, the timelines may not be feasible given what we learned about the lack of senior capacity in the HR Department and the consequent excessive demands on Mr Dlamini.

Regarding the concerns about the appointment of staff we noted some positive achievements in line with the Strategic Plan. MUT managed to achieve its 2015 target of 13% of I/R staff with Doctoral degrees. However, MUT did not succeed in appointing the targeted number of permanent I/R staff which had a negative effect on the permanent I/R Staff/Student FTE ratio. In 2016 although there was some progress made with the appointment of additional Institutional & Research Staff, MUT did not achieve its target of 215 I/R staff for 2016. Possible

reasons for the non-achievement of this target could be the difficulty in some faculties (especially Engineering) to attract staff with the required qualifications as well as resignations due to people taking up positions at other institutions or in the private sector. Also with regard to its target of 15% I/R staff with a Doctoral qualification, MUT has not reached its target. In fact, there was a slight decline in the percentage of I/R staff with Doctoral qualifications (from 13% to 12%). The Annual Report suggested that possible reasons for the decline could be the increase in the number of I/R staff and some resignations of staff with Doctoral qualifications. We did not enquire whether the institution conducts exit interviews. It would be useful to conduct such interviews with I/R staff with Master's or doctoral qualifications to understand their reasons for leaving.

Regarding the length of time taken to complete a recruitment, selection and appointment process we were informed by members of the Executive Management that this was largely due to Council's insistence that it was responsible for appointing staff in accordance with the Statute. Prior to 2015 the framework of delegations provided the authority for appointing staff below the level of the Executive to the Vice Chancellor. We were not able to ascertain how long the internal processes took prior to submission of a proposal to Council. However, we did hear that the lack of automation of processes meant that files and papers often got lost and this caused unnecessary delays. Limited recruitment capacity in the HR Department along with staff turnovers in that department, the absence of delegated authority to deans and Senior Directors to manage the processes in their areas – with the requisite additional administrative capacity were also possible factors that contributed to the delay. The absence of clear policies governing the composition of selection committees may also be contributing to the delays.

Finally, we were informed that delays in filling vacancies and the long acting periods were due to the fact that in 2015 Council had frozen all posts that had not been advertised unless special circumstances exist to fill them in order to save money. The required procedures to be followed in such events have extended the duration of the process. This has resulted in many acting positions across the institution to fill positions which are necessary for the functioning of the institution. Problems have been raised about the manner in which Acting Staff are appointed and the implications for efforts to change the institutional culture if the institution is forced to rely on staff whose experiences of universities is limited to MUT.

Going Forward

We were informed that a new workload model was developed for the academic sector by the Institutional Planning Department which was used to revise the institutional organogram. The HEQC audit found that MUT's academic staff/student ratio and the teaching load of lecturing staff was too high. The Audit findings recommended that MUT should benchmark its academic staff/student ratio with those of other universities and UoTs and attempt to address the high staff/student ratio and high teaching load (Recommendation 29). This recommendation served as a key consideration for the development of the Academic Workload Model and the proposed new staff structure. The DHET norm for the ratio between Academic and Support Staff of 1:1.7 served as the basis for the Support Staff structure. The intention of the proposed organisational structure is to "eliminate ineffectiveness and inefficiencies in the deployment and utilisation of MUT's staff resources. The specific objectives are to ensure that:

- MUT has sufficient HR capacity to implement its Strategic Plan and to achieve the objectives and targets that it has set for itself;
- MUT is able to execute its mandate as a career-orientated institution effectively;
- there is an acceptable academic staff/student ratio at MUT;
- there is an adequate correlation between academic and support staff and that there is adequate support provided to the Academic Sector of the university" (MUT, 1: 2017)

The Academic Workload Model as applied on the 2016 audited MUT data, prescribed that the number of permanent Instructional and Research Staff (I/R Staff) should increase from the current 196 to 239 in order to manage the workload as based on the 2016 enrolment data. The proposed academic staff structure also proposes the number of I/R staff per department that should be at the various academic ranks such as Junior Lecturer, Lecturer, Senior Lecturer and Professor. Based on the prescribed number of additional I/R staff, the application of the DHET academic/support staff norm of 1:1.7 prescribes that the support staff component should increase from the current 354 to 406. The proposed total number of support staff has not exceeded the prescribed total number of support staff of 406.

A draft of the structure served at Senate at a special meeting on 29 May 2017 and thereafter was discussed in a Council workshop in October 2017. It was scheduled to serve at the March 2018 Council meeting but was deferred to the September 2018 meeting of Council.

The draft new organogram makes provision for 5 new staff members in the HR department with 2 at a senior level; a committee servicing officer in the office of the Registrar, 6 new staff in the SCM unit with 4 fairly senior; and 3 upgraded senior positions in the Finance Department including a regrade for a CFO in an attempt to recruit more qualified staff and strengthen capacity in these areas. The changes in grades and titles were based on the re-evaluation of the two positions by an external HR specialist who assisted MUT in the development of appropriate staff structures for the two directorates. The proposed organogram also makes provision for academic posts at professorial level in many departments where there are currently no professors and for an ideal organisations structure for Research, Innovation and Engagement incorporating a P3 Executive Director, and three P4 senior directors in comparison with the current structure which has 3 P5 directors. No provision has been made for establishing an internal audit office.

If approved by Council, the new staff structure will have additional financial implications for the university. The EMC has proposed that the additional funds will be sourced from the following sources:

- Additional DHET Block grants resulting from the increase in MUT's Research Output Grant resulting from the increased research output as well as an increase in the Teaching Input Grant which will result from the new programmes (especially the postgraduate programmes) which MUT is busy introducing.
- Increases in MUT's Third stream income. MUT is putting in place measures which will ensure that MUT's third stream income is substantively increased in the next few years.
- The HDI Grant which has allocated a total of R 73 934 000 for increasing MUT's academic staff capacity for a five-year period. The increased academic staff capacity will enable the university to increase its research output substantively and the growth in our enrolments.

It should also be noted that according to the narrative accompanying the proposed organogram, MUT is not planning to implement the full structure for each faculty or directorate

immediately. The staff structure will be implemented progressively and in phases as MUT's income increases and as the university becomes able to afford the appointment of additional staff.

If Council approves the new organogram in its September, the implementation thereof will have a major impact on improving the capacity of staff in the support sector to improve the quality of its services and on the quality of the teaching and learning environment. It would also provide a solid foundation for expanding capacity related to applied research and postgraduate programmes. The filling of critical posts in HR, Finance, RIEP, ITN and Operations will also help reduce the expenditure on consultants and legal services.

Expenditure on legal services

2015	R 18 159 643
2016	R 2 350 000
2017	R 1 967 718

Expenditure on consultants

2015	R 7 102 760
2016	R 5 187 390
2017	R 3 301 418

The proposed introduction of positions for an Organisational Development and Resourcing Manager and an Employee Relations, Wellness and Reporting Manager would contribute to reducing the number of disputes which are currently being referred to the CCMA as a result of non-compliance with legislation regarding contract staff and the apparent absence of internal institutional capacity related to dispute resolution. (See Annexure E for the Report on the number of disputes that have been referred to the CCMA, their nature and their outcomes for the past three years).

The other key mechanism for enhancing staff capacity in the institution is staff development. The Senior Director: HR acknowledged that staff development had been neglected in the past particularly for the support section of the University resulting in deficiencies in service delivery. No training is provided for new managers. He hopes that the creation of a new Organisation

Development Specialist Position in the draft new organogram will assist with addressing this gap. On the academic side the 2016 target of 98% of I/R staff having at least a Master's degree was not achieved. The percentage at the end of 2016 was 57.7%. Arguably the original target was not realistic given the freezing of posts. 9 staff members obtained Master's qualifications in 2016, 2 obtained PhDs and one staff member obtained a Postgraduate Diploma in Education. It is suggested that the targets in the Annual Performance Plan are reviewed.

The final concern raised by stakeholders in the IF and in other submissions revolves around the setting of criteria for jobs that are advertised and the upgrading of levels at which are appointed post interviews with reference to 3 particular posts. The latter allegation was denied by members of the Executive Management team. Members of the IF complained that Selection Committees are not being allowed to comment on the criteria that were set by line managers. We were informed that the grading of jobs and job evaluations are undertaken by PWC who also develop the KPAs for jobs. There may be a need for training of staff who serve on committees so that they can understand how criteria are set and how they can engage with these without compromising the criteria that are linked to particular grades.

FINANCIAL MANAGEMENT, RISK AND AUDIT

Financial Management

The quality assurance requirements in relation to solid financial management are largely contained in financial audit criteria set nationally.

According to the 2016 Annual Report the institution has been operating at a deficit. The total deficit decreased from R16.074 million in 2014 to R5.137 million in 2015 and further decreased to R 3.080 million in 2016. This is a notable achievement. The major contributors to the deficit were:

- Post- retirement medical liability.
- Provision for doubtful debt

With regards to its financial management, MUT has managed to stay within its targeted variance of < 3% and has achieved a 3% variance. Furthermore, MUT managed to achieve clean audit opinions with no adverse findings in 2015 and 2016. However, MUT has not met its target

of R 5 million for the generation of third stream income in 2016. Possible reasons for the under-achievement were the lack of coordination of third stream income activities and the non-finalisation of the strategy for the generation of third stream income. A draft strategy was developed but was not approved by Senate or Council.

It is crucial for MUT's Council to ensure that MUT remains financially sustainable. Council has introduced strict austerity measures at MUT. The austerity measures have helped to ensure that there is no wasteful expenditure at MUT and that its financial matters are conducted with care and prudence. Council has ensured that there was a zero-deficit budget approved for 2016 and that the university's expenditure remained within budget (MUT, 2016).

Council confirmed in the 2016 Annual Performance Report that it has established formal policies and frameworks for the design and implementation of the system of internal financial controls and that a review of internal financial controls has taken place. Furthermore, Council stated that it found MUT's internal financial controls to be effective and reliable. However, the Management Letter of 2016 prepared by the external auditors, KPMG, flags a concern that "some of the finance personnel are unable to use and navigate the ITS system, as they could not provide accurate and complete reports requested for audit (e.g. bonus and leave pay provision listing, and a list of registered students)". The auditors also noted a significant number of inaccuracies in the bonus and leave pay provision calculations which may result in misstatements of the leave payable to staff or in staff being overpaid upon resignation or retirement or being overpaid bonuses due to incorrect salary notches being used as well as a number of deficiencies with regard to alignment with policies such as council committee minutes and contracts not being signed, non-compliance with IFRS, and that the Procurement Department is able to process orders without authorised purchase requisitions. A physical verification of assets during 2016 was not undertaken. All of these matters require attention.

Concerns have been raised by the Auditor General about the continued employment of KPMG as the external auditors due to their long association with the MUT. It is worthy of note that although the Report of the Administrator in 2009 raised the flag about the professional integrity of the work of the external auditor assigned to MUT by KPMG, we have no record as to what action, if any, was taken to correct the breach in confidence that resulted therefrom. Even

worse, for the university to find reason to continue with KPMG even when advised to the contrary by the Auditor General beggars belief.

Planning and Budgeting

Arising from the HEQC Institutional Audit in 2011, an internal Budget Committee was established. This Committee is responsible for reviewing and recommending the budget to the Council Planning and Resources Committee and then to the Council Finance and Remuneration Committee. It consists of the DVC Resources and Operations, the Senior Director: Finance, the Senior Director: Operations and the Senior Director: Institutional Research and Planning. We were informed that the approach to the budgeting processes is essentially historical. Departments and deans formulate their budgets based on historical trends with provision for inflationary increases. Proposals for additional budgetary allocations are made to the Budget Committee which discusses them and then issues guidelines to the budget holders for adjusting their initial budgets. The revised budgets are then re-submitted to the budget committee which then recommends prioritisation of the additional asks to the Vice Chancellor for decisions. A historical approach to budgeting does not explicitly address the challenge of aligning resource allocation to key institutional strategic priorities. Budget holders are not required to indicate how their plans for the following year will be aligned to institutional priorities and how their resources will be allocated accordingly. The limitations of a historical approach to budgeting were articulated by one of the deans who stated that the deans are not able to influence the allocation of resources to strategic initiatives as control of the process is concentrated in the hands of the central committee. A concern was also expressed that the institution had increased its enrolments without increasing the number of staff and this had placed inordinate strain on the academic teaching staff.

Whilst Council has approved the budgets and annual financial statements, we were informed by Council members that they had concerns about the high-level nature of the annual budgets and financial report that are presented to them as these do not contain information on the individual budgets of all the budget holders or reports on expenditure thereof. The high-level nature of the documents does not enable Council to exercise sufficient oversight of the allocation of resources within the institution. Quarterly financial reports are allegedly not presented to Council.

Risk Management

An essential tool for identifying and proactively seeking to mitigate institutional risks is the institutional risk register.

In an interview with the Director: Risk Management we learned that each year the heads of support departments and deans are requested to submit issues of concern to them. These items are discussed in an annual risk workshop with members of senior management to prioritise actions for attention in the following year. A risk schedule is then drawn up and presented to the Audit and Risk Committee for comments prior to submission to Council for approval. Until 2018 the Director did not sit in the Audit and Risk Committee.

The 2015 and 2016 Annual Performance Reports contain summaries of the risk registers. It is concerning that the registers for the two years in the reports are identical. Yet they were signed off by the Director: Risk Management and the Chair of the Audit and Risk Committee. Analysis of the full risk registers for 2015 – 2017 reveals other worrying features. The Registers do not contain progress reports on all the risks identified in the previous year. The Annual Reports only report on progress with regard a few risks. Given the missing information it is not possible to use the registers to make judgements about progress made in mitigating risks. Several items have been held over from one year to the next with no explanations about why it had not been possible to address the issues in the previous year. Examples include failure to comply with the Health and Safety Act, unapproved SCM policies and procedures, and the absence of critical HR policies (Human Resource Development, Employee Relations, Selection Policy, leave policy, job evaluation policy, performance management etc).

There are also some notable omissions from the schedules. For example, risks associated with high unemployment rates of MUT graduates and contestations about the identity of the institution are not included. Questions are therefore raised about how seriously Management and Council have taken the work of the Audit and Risk Committee in the past. It is vital for this Committee to be composed of people with the necessary experience to deal with issues of audit and risk and we were informed that this is not the case presently.

The newly appointed Chair of the Audit and Risk Committee, who was an ordinary member of Council previously, indicated that there is a stronger commitment to engaging with the risk registers in the future. He informed us that the quality of reports that the Committee is receiving has already started improving. He concurred that the previous Exco had not taken the reports from the Committee very seriously and had not demonstrated a willingness to hold management accountable for non-delivery.

Internal Audit

We were informed that this function has been outsourced to K & M Consult & Sotobe Consortium. We received copies of reports for the period between September and October 2016. The foci of their audit in this period were on Information Security Management and Academic Administration and Examination. Both areas were assessed as requiring attention. We were not able within the time available to us to follow up on whether management had implemented the strategies that they had committed to. We also received several examples of audit reports prepared by Ernst and Young, the previous internal auditors. We referred to an extract from their report of February 2016 in which concerns were raised about the 'completeness, adequacy and relevance of existing MUT policies'.

Information Technology and Networks (IT&N)

The information gleaned from recent institutional reports such as the 2015 and 2016 Annual Reports and those submitted to the Council Planning and Resources Committee suggest that a lot of progress has been made over the last couple of years in improving the quality of the management systems in this area. We were informed by the Acting Senior Director, Mr Shackleton that the Directorate did not have senior managers for several years and this had resulted in a lack of leadership and low morale within the Directorate. He was brought in as an emergence measure on a short-term contract because of the staffing crisis in the Directorate. When he was appointed he spent time engaging with all the staff about their plans for their careers and discussed ideas for what they could do to achieve their objectives. He indicated that most of the staff in the Directorate are qualified for their jobs but some staff had been in the same position for far too long as there had been no opportunities for career progression. He pointed out that there were still key vacancies in the technical services area which poses a

risk for the institution. He suggested that the institution should consider shortening the scales within the IT domain in order to incentivise people to grow and develop new skills.

On the basis of the evidence perused it appears that the Directorate is making efforts to be responsive to the needs of the MUT Community and to expand the use of technology for administrative purposes, such as developing e-forms. A Committee is in place to ascertain needs and problems in an ongoing way.

According to the 2016 Annual Report, the Directorate extended MUT's online bandwidth from 500 500megabytes per second to 1Gigabyte per second. Further enhancements to the network infrastructure were made in line with the upgrade plan developed in 2016. New core switches were installed, some laboratory network cables were upgraded to a higher specification and new equipment and cabling installed in the library notebook laboratory. Improvements in the uptime statistics of server uptime and internet connectivity are reflected in the 2018 first quarter statistics below.

Service		Actual	Target
% Server uptime	E-mail	99%	97%
	ITS	99%	98%
% Internet Connectivity		99%	90%

To enhance the capability of the firewall to ensure cyber security, a problem identified in the UBAC report, the firewall application was upgraded to the Sophos product. Two network switches which were struck by lightning, were replaced.

Resulting from the slow Internet performance reported in 2017, an investigation by TENET into the performance of MUT's external internet connectivity was conducted. This revealed that the link to TENET was performing correctly. IT&N conducted an internal review of network performance and it was established that there was a firmware problem on the newly installed firewall. This has been rectified and the internal Internet performance is now within specification. The international bandwidth has been increased from 66Mb/s to 102Mb/s, which will improve user access. Following the establishment of the Disaster Recovery site in line with industry best practice, a review of the main server room on the main campus was undertaken. The installation of a raised floor will isolate the equipment from the effects of flooding and

permit the installation of under-floor air-conditioning to provide an improved cooling effect. The Directorate completed and successfully implemented online registration for new and returning students. A validation and verification process of the recently established Supplier database was conducted by external consultants, working in conjunction with procurement department and the ITN Finance Business Analyst. This has led to a more accurate and precise supplier database with all vital information existing in the Procurement ITS system. The Directorate also implemented a new platforms and processes for the purpose of monitoring IT assets. The PRC was informed in March 2018 that the platform has been successfully commissioned to monitor and manage IT contracts, services and assets. Once this is fully operational it will help to mitigate a risk to the institution which had been raised over a number of years. A process is also underway to develop business intelligence software. However, a policy for the disposal of assets is not yet in place. The need for this has been flagged by the external auditors.

The positive reports of progress were corroborated during the site visit as the only complaints we heard related to the lack of access to help desk officials in the evenings when night classes were taking place and problems related to lack of sufficient access to wi-fi especially in the residences.

One major concern, though, that surfaced was the lack of sufficient laboratory spaces for students. For disciplines such as Engineering and Biomedical Technology this severely curtails the learning component of courses where computer applications are required. Licencing of software is affected negatively by annual budget cuts. The provision of computers is not keeping pace with the increase in student enrolments and this has meant that large classes have to be split resulting in additional workload for staff. Hosting assessments on Black board still needs further development. Due to the increase number of learners the current workstations available (40) is insufficient in the department of CM & QS.

Finally, the provision of adequate access to wi-fi in the external residences is a major problem. This will be discussed further in the section on residences below.

Supply Chain Management and Tenders

This area has been a major site of contestation between the Council and Management. According to Professor Kgaphola, in his letter to Minister Nzimande of 15 February 2016, the root cause of the conflict has been “Council’s insistence that it must be charge of the actual operations of the procurement processes, as against management doing so. Inevitably this has created numerous skirmishes and endless tensions between management and Council...Indeed, these tensions have come to the fore on every occasion that the SCM policy has been tabled for discussion...”. This letter states that the University had been working on an SCM policy since about 2012 and that the process of drafting the policy had been outsourced to PricewaterhouseCoopers. However, by 2016 the policy had not yet been approved by Council despite Management’s attempts to accommodate the feedback from Council in subsequent iterations of the policy.

According to Prof Kgaphola the insistence of the MUT Council on taking charge of the operational aspects of supply chain management/procurement was in contradiction with the Council approved policy on Delegation of Authority of 28 June, 2013 which clearly states that the supply chain processes are a delegated mandate under the purview of the Vice-Chancellor. Notwithstanding this the Council, according to Prof Kgaphola, “resists to actually delegate these same functions, and thus plays referee and player at the same time as a result of the fact that the final decision-making committee that awards tenders, the Bid Adjudication Committee, is made up of Council members”. During the site visit we were informed that this committee was chaired by the Deputy Chair of Council. This arrangement changed when the new Council came into office in November 2017.

According to Mr SJ Ngwenya, he and other members of Exco became concerned about the manner in which Management sought to obtain the services of the person to manage the building of the student residence by issuing an “Invitation to be a Project Manager” as opposed to issuing a tender. Their anxieties grew due to the delays in the completion of the four new building projects. Their anxieties were further compounded by Management’s alleged resistance to Council’s request that tenders should be issued for obtaining residences and led to the involvement of Council members in tender processes. Management argued that they preferred to proceed with month to month extensions on existing leases.

Both parties have made accusations about the possible involvement of students in the processes of selecting residences which is clearly problematic.

Significantly, it appears from a submission to the Assessors dated 31 May, from Prof Kgaphola that Council's involvement in tenders preceded these anxieties. "Council had been directly involved in adjudicating tenders since the days when MUT was put under administration in 2009. The backdrop to that situation was that management at the time (2009) was so thin in terms of capacity that Council got roped in as an interim measure. That said, it is significant to note that, bearing in mind the risks of the continued involvement of Council in procurement, sometime around the year 2010 management had proposed that the University enlists the assistance of the Purchasing Consortium (PURCO) for its procurement. Again, this proposal was to be a transitional step, while we were still developing internal capacity. However, Council found some excuse then to fend off this proposal from management".

By 2012 the implications of the absence of a proper Supply Chain Management (SCM) policy had become more pronounced, not least because university auditors were raising the subject year after year. In the end, it was agreed in 2012 to work on a definitive SCM policy. To this end, the university engaged the services of PriceWaterhouseCoopers (PWC) through a Council approved bidding process. PWC produced a draft that management started to engage with as early as September 2012, and not long thereafter the engagement was escalated to Council" where in several meetings according to Management suggestions were made for changes to the document which Management believed would compromise principles of good governance and Council members who were interviewed that the document was not approved as the quality of the document continued to be poor.

As a result of the contestations MUT operated without a policy on delegations recognized by Council and Management and without a supply chain management policy and schedule. In March 2017 the Supply Chain Policy was eventually approved by Council.

Several interviewees complained about the protracted nature of the procurement processes largely as a result of lack of capacity within the procurement office. However, some people suggested that the processes are unnecessarily complicated and not always appropriate for an

academic environment. One Acting Dean complained of having to go through a long process to buy a monitor for a computer. It is hoped that the new Delegation of Authority Framework will consider increasing the amounts for which Deans and HODs have authority whilst still enabling financial oversight. The establishment of a supplier database, referred to above in the IT & N section will also help to expedite procurement processes.

Management is in the process of finalising a revised policy on Delegations of Authority along with the necessary schedules on limitations of authority and requirements for approval. The schedules for the VC, the DVCs, the and the senior directors have been completed, but work still needs to be done on appropriate schedules for the academic sector.

STUDENT RESIDENCES

Currently there are 1028 students in the residence on campus and 5993 students in 19 external residences in the CBD in Durban.

According to Prof Kgaphola, when he joined MUT, there was no policy for acquiring residences. The processes for securing residences were ad hoc and greatly compromised by external political factors. The lease agreements in place in 2011 were expiring in December 2011 and January 2012. This presented the University with the opportunity to review and address the concerns and recommendations as raised by HEQC. In view of this, a task team comprised of the Dean of Students, the Senior Director: Legal Services and Senior Director: Operations was established by the Vice-Chancellor and Principal under the leadership of the Deputy Vice-Chancellor: Resources and Planning. The first task of the Task Team was to develop and streamline the process of acquiring, terminating or renewing lease agreements with landlords. Amongst other things the task team recommended that 3 of the buildings, including the Lonsdale Hotel, which is on the list of current residences, should no longer be used as they were not conducive learning environments. The UBAC report highlights changes in relation to the authority for signing leases as a result of the approved Delegation of Authority Framework in 2013. Thereafter it is not clear once authority for signing leases shifted to the Vice Chancellor what mechanism were in place for Council to exercise oversight of the leases through the relevant Council Committees.

We requested copies of the leases and only received copies of 5. One of the five documents was an offer to lease a property and not an actual lease. Three of the leases were signed by Dr Malaza on 3 May but the commencement date for these was January 2018. The copies of the leases we received did not contain any information on the approval route that had been followed prior to the signing of the leases. Due to the limited time available to us we were not able to devote the necessary time to investigating all the residence arrangements in detail. However, the information that we did receive, suggests that the problems highlighted in the UBAC report about the management of leases persists.

We visited 4 residences including Poynton House described as the best residence by the Head of Residences, Mr Madala, who took us around, and two of the worst residences, the Lonsdale Hotel - where a student was killed - and the Killarney Hotel. We learned that a task team consisting of staff from Student Services, Operations, Health and Safety, and Security assesses potential residences based on criteria which include compliance with health and safety regulations, the size of the rooms, the location of the building, and the facilities in the rooms. The 3 universities in Durban compete for a limited number of hotels and this creates pressure on each of the universities to enter into agreements which may not be completely satisfactory because the landlords use the scarcity to their advantage. We were informed that several of the landlords do not honour the agreements with respect to security, maintenance, and provision of facilities and management has not addresses this. Several of the residences are located in areas that are surrounded by clubs and bars resulting in high levels of noise and this encourages students to spend their time drinking.

We observed a number of problems in the residences which were of concern to us as the conditions are simply not conducive to creating effective learning environments. These are listed below.

- Lifts not working
- Limited access to Wi-Fi
- Poor security provisions resulting in easy access to rooms
- Inadequate or no cleaning of common spaces. In one building there were lots of cockroaches and rubbish in the corridors.

- Self-catering facilities including refrigerators and washing machines not serviced regularly
- Poor maintenance e.g. loose plugs.
- Health and safety regulations not adhered to, including regulations in case of fire.

All the residences provide tutorial and mentoring support for students and that the residence committees organise speakers to give talks in the residences. They also organise sports programmes and community engagement activities. Lay councillors visit the residences. Whilst MUT provides transport between the residences and the campus the last bus from the residences to the campus is at 15.00. In the interview we held with several of the wardens and residence assistants the following concerns were raised.

- In some residences the security personnel are not properly trained
- There are no study halls in some of the residences
- Many of the landlords don't cooperate with regard to maintenance and cleaning
- Limited Wi-Fi access
- Limited transport between the residences and the campus
- Different standards across the residences
- Unhygienic toilets because of the lack of cleaning
- High incidence of thefts
- Absence of emergency mechanisms on weekends

We were told that there are irregular meetings of wardens and assistant residences, with student leadership. They were not aware of any consolidated annual report on residences and residence life that were presented to Council. This suggests that Council did not exercise appropriate oversight over the residences in 2016 and 2017 despite the fact that several members of Council would have seen the UBAC report. The Chair of the newly established Student Services Committee confirmed that Council had indeed not been exercising appropriate oversight over the residences. Nor had they ever visited the residences until 2018. It is imperative that Council begins to exercise appropriate oversight over the residences and management needs to improve the overall management of the residences including implementing measures to deal with non-compliance with agreements on the part of landlords.

ACADEMIC MANAGEMENT

In assessing this aspect of MUT we were mindful of the fact that a comprehensive institutional audit had taken place in 2011 and that there had been ongoing interaction between MUT and the CHE around the improvement plan. Whilst all the recommendations had not been fully addressed by the time that the audit was finally closed in 2015, the CHE had commended the MUT for the serious manner with which it had engaged with the recommendations and had indicated that it was satisfied that there were adequate mechanisms in place to ensure ongoing compliance with the minimum standards laid out in the audit criteria.

We believe that a number of issues raised by the audit panel about the robustness of the academic culture within the university are still pertinent. In particular we are concerned that the present structure of the Senate Agendas is not conducive to ensuring that adequate time is allocated in Senate for debate and discussion about the quality of the graduates that are being produced, the relevance of curricula and other substantive issues related to teaching and learning. The agendas are overcrowded with reports from many structures across the university leaving little time for debate on strategic and policy matters.

The need for provision of space for such discussions is underscored by the findings of the MUT Graduate Survey Report 2017 which, notwithstanding concerns that may be raised about the accuracy of all the data, contains some very alarming findings:

- Only 7% of the students in the Faculty of Engineering completed their diplomas in the prescribed three years, 39% in the Faculty of Management Sciences, and 29% in the Faculty of Natural Sciences
- Of the 376 respondents in the Faculty of Engineering 59% were unemployed at the time the survey was conducted; of the 320 respondents in the Faculty of Natural Sciences 63.5% were unemployed and of the 473 respondents in the Faculty of Management Sciences 78.2% were unemployed.

Whilst we recognise that the study did not include a question on whether the graduates had plans to study further, nationally the number of students who have gone to enrol for the old BTech or Advanced Diplomas is very low, and so factoring in this possibility is unlikely to have a

dramatic effect on the findings. Given the growing evidence that the South African economy is not growing at a sufficient rate to absorb new entrants to the formal labour market and the high incidence of unemployment amongst youth between 18 – 25 we would expect to see evidence of how the MUT is grappling with this reality in relation to implication for thinking about the curriculum.

We were informed that the Institutional Planning and Research Directorate, which is tasked with the provision of management information and HEMIS information, prepares reports on student and staff information and conducts regular surveys to assess levels of satisfaction with MUT amongst students and employers. These reports are useful resources for reflection within institutional structures and we encourage the institution to make more use of them for monitoring and improvement purposes.

We note that the MUT wishes to position itself as an institution that has a strong focus on the work readiness of its students. To this end the institution has put a lot of effort into institutionalising an Employability Improvement Programme (EIP) that teaches students soft skills that are required by industry across all disciplines, which is being rolled out as an initiative that resulted from a partnership between the Department of Higher Education and Training (DHET) and the Japan International Cooperation Agency (JICA). MUT is only one of two UoTs in the country that have commenced with the roll-out of the programme. We heard that efforts to accommodate this programme are bedevilled by the lack of sufficient laboratories and computers that the students can use.

Another key mechanism for enhancing the employability of graduates is the provision of opportunities for work-integrated learning. We did not ascertain the total number of students benefitting from WIL, but we note that Annual Reports of 2015 and 2016 record that over the two years 27 new partnerships were established enabling a total of about 650 students to gain work place experience. This number is very small. We believe that the University is not deriving full advantage from the Technology Station in Chemicals which is part of the Technology Stations Programme of the Technology Innovation Agency (TIA) as were informed in a submission that the attitude of the Executive Management to this Station is ambiguous. This Centre has a number of partnerships with industry and SMMEs which provide potential sites

for research into innovative approaches to thinking about how technological knowledge can be included in curricula.

The HEQC Audit Report recommended that MUT should monitor the effective functioning of programme advisory boards in all faculties by drawing on a range of key employers to provide information on the required skills and training requirements needed by graduates. We interviewed a sample of academics from the three faculties and employers, including one member of an Advisory Board. All of them felt that the students were not being provided with sufficient opportunities for practical application and that in some cases the technology that students were using for practice was totally outdated. Concerns were raised about the effectiveness of advisory boards where these exist in helping to bridge the gap between the campus and employers with the notable exception of the Human Resources Department which had very close relationships with industry, and where it seemed there were adequate mechanisms for reviewing the curriculum with people from the industry and academics from other institutions. We were not able to establish if the faculties boards are grappling with the challenge of improving communication between themselves and local industry.

The establishment of the Teaching and Learning Centre has clearly been positive. Workshops are being provided on a number of different aspects of teaching and learning and staff are also being encouraged to enrol for formal programmes. However, we got the impression to some extent that the task of thinking about the area of teaching and learning had almost been delegated to the Centre raising questions about the extent to which the Deans and Heads of Department see their roles as including academic leadership rather than just dealing with line management issues. We are also concerned that the function of oversight of examinations marks appears to have been allocated to the Quality Management Unit. Deans should be held accountable for ensuring that effective internal and external moderation procedures are in place in the departments and that the HODs are in turn held accountable for ensuring that effective moderation procedures are in place in their departments. Finally, we are concerned that Council appears to have exercised very limited oversight over the academic project.

We welcome the recent incorporation of the deans into the Executive Management Committee as we believe that this will help to bring the academic and support sectors closer together and

increase of awareness of the need for administrative systems primarily to be geared to enabling and supporting the academic project.

FACILITIES MANAGEMENT

To meet the ever-growing need for more infra-structure, and maintenance MUT received funding from DHET to construct a Student Centre; a building for Engineering laboratories and offices; a 640-bed Student Residence and the purchase of premises for additional office spaces (the Ithala Property). MUT also received funding for 14 refurbishment projects and security upgrades.

An amount of R24.5 million was paid to MUT during the 2015/16 financial year and R77.699 million was paid during the 2016/17 financial year. The university was informed that the remaining allocation of R77.565 million for 2017/18 would be released upon the submission of the project implementation plan and satisfactory annual progress report with an audit certificate for the previous infrastructure cycles.

An amount of R24.5 million was paid to MUT during the 2015/16 financial year and R77.699 million was paid during the 2016/17 financial year. The university was informed by DHET that the remaining allocation of R77.565 million for 2017/18 would be released upon the submission of the project implementation plan and satisfactory annual progress report with an audit certificate for the previous infrastructure cycles. The university submitted project implementation plans in response to the Minister's allocation letters dated 23 March 2016 and 23 March 2017. MUT submitted its annual progress report at the end of May 2017 for the third Infrastructure and Efficiency grant cycle (2012/13 to 2014/15), including an audit certificate. Details in the report and the audit certificate were assessed and found to be satisfactory. Long delays have been experienced in relation to all the projects. The reasons for the delays have been provided to DHET but include work stoppages caused by protests of local business groups, bulk infrastructure challenges, disputes logged by one contractor and cash flow problems of another contractor as well as a lack of internal capacity. DHET has expressed satisfaction with the explanations provided.

We were taken by the MUT project manager who was appointed in September 2017, Mr Luven Naidoo, to see the sites of the building projects. The residence should be ready by the beginning

of the second semester. Much work remains to be done on the other projects. Appropriate governance of progress with regard to the roll-out of the projects is now in place. Quarterly reports are being presented to the Resources and Planning Committee. It is evident that the employment of an internal project manager has had a major impact on unlocking obstacles impeding progress across the 4 projects.

SECTION 5

INSTITUTIONAL AUTONOMY

A feature of the successive events at the Mangosuthu University of Technology is the extent to which senior executives of the university tend to resort to reporting all forms of dissatisfaction and disgruntlement to the Ministry of higher Education and Training, and in some instances, to the Minister directly. In this matter there has been a succession of reports to the Department to a large degree with the Vice Chancellor appealing rather frantically for intervention by the Minister. The reports by the Vice Chancellor include the handling of the matter before the Labour Court by the Chairperson of Council; instances where the Chairperson of Council, in particular, has been systematically marginalizing the Vice Chancellor and stripping him of his regular powers and responsibilities; or complaints about the finalizing of his contract; as well as instances where Council has been taking management and operational decisions. The Vice Chancellor is not the only one. Tones of complaints have also come from the Deputy Vice Chancellors against each other; from members of Council and from all layers of staff and students. This surely puts the Minister and the Government in an invidious position as far as institutional autonomy is concerned.

The Minister appears to entertain these approaches. The Act provides for an intervention by the Minister in certain defined cases. In almost all cases, it is in instances where there is evidence of financial impropriety, or where a Council acts against the law or fails to govern the institution appropriately. In such a case the Minister may issue a directive for steps to be taken to correct the situation. In doing so the Minister must observe the promotion of Administrative Justice Act, 2000, and may appoint an independent assessor on his own, or at the request of Council by resolution thereof. Further, the Minister may appoint an Administrator who then assumes the function of Council upon the appointment of an Administrator.

MUT provides proof that these interventions by themselves do not seem to get to the bottom of the serious problems that become endemic in higher education institutions. At MUT independent assessors have been appointed thrice in a space of just twenty years, and an Administrator was also appointed. Yet, the problems persist. The question has to be asked,

though, whether part of the problem was not that the Council at MUT was never dissolved and seems to have functioned alongside the Administrator. In fact, the Administrator was treated as if he was the Vice Chancellor. The Maphai Report also did not call unequivocally for the dissolution of Council, which perhaps it should have done.

This Report will make specific proposals as to how best the Minister and the Department could be insulated from being drawn into the institutional matter at risk of breaching institutional autonomy.

INSTITUTIONAL STRATEGY

The Institutional Strategy of MUT is under fierce contestation. The current Vision and Mission Statement of the university is scheduled to expire in 2020. This Vision and Mission was set in the institution's historical context, focused on skills and vocations training, technology-based education and service to the disadvantaged community which is the university's social setting. Questions must be raised as to whether this vision sets its sights at a lofty enough level, with an empowering idealism and compelling relevance.

There is no evidence that the Vision and Mission has been subjected to regular review and adjustment since it was adopted in 2009. What is clear from Reports is that the Vision and Mission Statement was the product of consultants, and it did not involve or engage the community of MUT to any great extent.

The matter of contention that is raging at the institution in a divisive manner is the relationship between the twin missions of Teaching and Learning and Research. It has been explained to us that originally there was only the Deputy Vice Chancellor Academic. A new position of Deputy Vice Chancellor Research, Partnerships. The new DVC eager to advance her portfolio has been complaining that she was being frustrated in her ambitions for her portfolio. It appears that she is contesting the position that declares that the institution focal area is in Teaching and Learning.

The institution has devised a new Statement on Institutional Identity. The Statement is dated September 2016. The motivation for this advancement is that the HEQC Institutional Audit had recommended that the university should establish its unique identity as a university of

technology. It was suggested that the university should “conceptualise its three core functions of teaching and learning, research and community engagement in such a manner that it reflects the identity as a university of technology.” The conceptual document also elaborates on the Vision and Mission of the institution, promotes a scholarship of teaching and learning, and then seeks to establish a niche for applied research. The Statement also sets out desirable Graduate Attributes and a Research Agenda. It would appear that the DVC Research was not consulted about this Statement, and she does not agree with the manner in which Research Development have been characterised at MUT. While this document may have been finalized ahead of the assumption of office of Prof Zodwa Dlamini, she arrived at the institution close enough to at least some of the processes. The matter served before Council on 1 October 2015 for final approval. Was it not then the responsibility of the new DVC: Research to familiarize herself with these new developments and make proposals for improvement if she found any shortcomings.

This matter could have been better handled with consultative leadership and collegiality. Moreover, where there was a shared perspective about the Mission of the institution and its character and identity.

The institution is in need of a new vision and mission strategy statement. The hope is that such a statement and strategy will be compelling enough to bind all sections of the institution to loyalty and confidence about the future of the institution and take pride in the achievements of the institution. The newly appointed Vice Chancellor, Dr Duma Malaza is initiating a process for a strategy review, ahead of the expiry of the current strategy of the institution due in 2029. His initial thoughts were shared with us. We trust that the basis that Dr Malaza has set will be thoroughly interrogated at Council, Senate and across the university in the hope that that could lift the institution to a culture of collaboration and common purpose.

SECTION 6

CONCLUSION AND RECOMMENDATIONS

The Terms of Reference for the Independent Assessor stipulate that the Independent Assessor must advise the Minister on the source and nature of the problems facing the institution, and on measures required to restore good governance and management at Mangosuthu University of Technology. The measures proposed, we understand, must be such that they may serve to “restore effective and proper governance and management.

Over a period of five weeks working on this brief, and having read documents, interviewed all the actors in the drama that has been unfolding at the university over a long time, it was important for us to place these matters in a context – historical, sociological and educational. We were assisted by the courtesy with which we were received and by the collaboration we enjoyed from Council and from the university authorities. We are not, however, unmindful of the fact that we were delving into a mine-field. Just about everyone we spoke to had an agenda, and that agenda was premised on the attitude they take to current developments and personalities in the institution.

Again and again, we heard that the long shadow of the late Prof A Ndlovu hovers over the affairs of the institution long after he had gone and was dead and buried. We are inclined to view this may by now be taking the form of an alibi. It is very difficult to get the university community to take any form of responsibility for the debacle that has become Mangosuthu University of Technology. Much of our interactions have been about explanation, justifications and defence, and very little about taking responsibility for repairing the damage caused. It is mindboggling that in an academic institution we found no reflective acknowledgement and taking responsibility on the part of all actors for the parlous state in which the university finds itself. In such a quagmire, the new Vice Chancellor gave indications of a very thoughtful approach to dealing with the problems of the university. Instead there was a litany of blame that pointed away from just about everyone we spoke to. For that reason, we are conscious that the proposals that we make may well be contested but we make them in the hope that they will move the institution towards finding lasting solutions.

We are also conscious that the community of Mangosuthu University of Technology is tired of the uncertainty, and that the instability and the factionalism are hurting. There is a prevailing atmosphere of demoralization and despair. There is even a prevailing messianic outlook about the new Vice Chancellor and the new Council. People are looking forward to leadership and to a healthy institutional environment. The new VC is seen as a savior. Our fear is that without a real commitment by the institution as a whole none of the people cited will be able to fix the institution. The members of the institution must make a resolve to correct what is wrong, and they must build-up their institution. Everyone is aware that this situation has been going on for nearly 20 years. It continued despite the removal of the alleged perpetrators, namely Prof A Ndlovu, Council Chairperson and others. That suggests that ultimately the problem was not with the personalities concerned. The problem lies at the deeper level, at a structural level, perhaps about the university, its self-understanding and its view of the worlds that impact on it. To the extent that such matters are unresolved, the difficulties and the contestation simmers. We have sought, therefore, to think very hard to find what could be deeper-level prescriptions that would possibly allow the institution renewal and a new life. As already indicated our approach is progressive and developmental. We hold the view that MUT has a rich potential that needs to be unlocked.

We were also informed that there are elements of negative stereotyping about the institution and about its history. There is a view that while the community of Umlazi is claiming the university as their own, it is difficult to see how the university can build on that positive support and cast a relationship of responsibility between 'gown and town'. Even more important the university should aim to avoid negative relationships especially becoming sucked in the political contestations of the communities that surround it. We are aware that the university is building relationships with schools, business and with churches in Umlazi. The same resolve can be extended beyond Umlazi to the other surrounding communities: Merebank, Wentworth, Jacobs, Amanzimtoti, and Port Shepstone.

The location of the university should not be a matter for regret. Rather, the university must see itself as the only higher education institution on the South Coast, all the way to Port Shepstone, Richmond, and the North Eastern Regions of the Eastern Cape. The university could be more intentional in building a truly non-racial, non-ethnic campus. There is every

reason to believe that if the institutional culture becomes all-embracing, it could attract academic staff and students from far and beyond. In other words, the university ought to understand that it is not a university of Umlazi for the people of Umlazi – it is a national institution for the advancement of learning and skills for South Africa. Yes, MUT needs to break away from the ‘iron cage’ of parochialism.

FINDINGS

Preamble

1. It is difficult for us to imagine how an institution entrusted with such large public resources, and responsible for the futures of so many South Africans could function for so long without critical policy instruments. To that extent it does not surprise us that the institution is in danger of hitting the rocks.
2. Secondly, it is impossible to understand how an institution of this size could have operated for so long without paying sufficient attention to its personnel and human capital responsibilities. By all accounts, recruitment at the institution has been bedeviled by the contestations between Council and Management. There may even be evidence, it has been suggested to us, that the university has not been able to attract people with the right skills for the right jobs. The skills deficit in the institution, we are told, is a major factor. Given that, it would seem obvious to us that such an institution should have a programme, properly budgeted for, of continuous training and skills development, in-service training, and where necessary academic advancement especially for academic staff.
3. Our insights and thinking draw very much from the interviews we conducted with a large segment of the university population. In addition, we received a large number of confidential submissions by e.mail. While we can affirm that all were carefully considered and some of them has been reflected in this Report, many of the submissions contained complaints about management issues that were not the purpose of this investigation. We trust, however, that we have provided sufficient of a policy framework to minimize the recurrence of what has been a debilitating experience for some members of the community.

4. Finally, none of that would work, unless the institutional ethos and culture was open, creative, innovative, critical and affirming. Approaches to management may need to change, and the university must become a forum for the free expression of ideas, and critical debate. It is necessary to create a relationship of trust and collegiality between management and the rest of the staff. At the same time there ought to be systems of accountability and performance management. Hopefully, such an atmosphere will not lend itself to people feeling a need to seek favours, and self-aggrandizement, or to cast a blind eye to wrong-doing. The institution ought to have an Ethics Code for all staff, and management must be the first ones to bind themselves to such a code. Personal relations ought to be humanizing, affirming and positive in order to bring out the best in everybody.
5. Student Life and experience ought to be a big issue for the university. Being an urban-based university has great advantages. Race and gender equality and empowerment could be the strength of the university. As among the smaller-sized universities in the country, it could be attractive to parents as an institution that is intimate, and offers personal relationships and growth, with a culture of teaching and learning and quality outcomes second to none. Student life and experience begins with the integrity and affirming processes for applications and recruitment, and orientation of students. It includes how support staff at residences are trained to care for the students. It includes those who provide service to the university being held to a standard of provision and care that is quality assured by the university. It includes, the manner in which residences become centres of academic life and an environment of social and human development. The university cannot abdicate its responsibility to service providers. It must set the standards required and ensure that facilities meet those standards.

It is our view, therefore that the university must set for itself a framework of excellence, accountability, efficiency, a humanizing institutional environment, and inculcating a high-level principle of service. To achieve that transformation must loom large in the way in which the institution seeks to operate. So far, we have found that the institution does not address for itself the challenge of transformation.

Our specific findings are:

- All matters considered, it is surely irresistible to opine that the appointment of an Administrator to succeed himself and become Vice Chancellor was a mistake. We hope that the Minister will take note of this and prescribe that the Administrator is precluded from becoming Vice Chancellor at the same institution.
- Systems of accountability are clearly not working at the institution. The reason they do not is in part because policies are not in place, and those that are available have not been tested and popularized within the university, and those who apply them have not been trained to do so fairly, honestly and in a transparent manner. Equally, there are not adequate monitoring systems, and a performance management system that is trusted.
- One can gather from above that there are real problems about governance and management. In reality governance systems are in danger of total breakdown unless trust between Council and Management is built all over again. More care should be taken in appointing members of Council especially in the categories of Ministerial appointments and in the category of skills etc. All members of Council should be required to undergo a *probity* assessment by an independent body. Appointments should not be subjected to political brinkmanship at Council or among university stakeholders. Besides, among those elected from internal stakeholders, it must be made clear that members of Council are not delegates of constituency or interest groups, or should they be perceived to be acting according to a mandate from such bodies that have elected or nominated them. All members of Council must act at all times in the best interest of the university.
- The university should be more intentional about creating an academic culture in the institution. That may explain that, as some allege, that Senate Meetings are reduced to a “war zone”, or the atmosphere of intolerance to the views of others or to the formations of factions. It would accentuate the normality of difference and diversity, and indeed, of contesting opinions and ideas. Student life, especially, would be better informed, and intellectual engagement would become the norm.
- An institutional plan about student housing should be prepared. It should be part of the university’s strategic plan, both mid-term and long-term. A student village

can be constructed near enough to the campus, by acquiring land in the nearby townships of Merebank, Isipingo. It seems to us that the idea of leasing disused hotels in the central business district of the city cannot be a long-term solution to the housing crisis. Unless, of course, the universities in eThekweni were to collaborate and create a city student village that connects the hotels, with shared facilities, and thus create a village in an inter-connected city block that would make student life easy and possible. It may be that the universities could seek a partnership with the eThekweni Metropolitan Council to undertake such an experiment.

- The Vice Chancellor is undertaking a review of Management systems at the university and reviewing the organogram as well. We believe that such is welcome. The university actually needs a wholesale review of management. There are embedded attitudes of non-performance, mediocrity, and lack of capacity. The Vice Chancellor, we counsel, must avoid taking on too much himself, and must resist the temptation to expand his span of control, but rather ensure that performance and accountability systems are functioning well. Towards this end, we believe that resources must be found to undertake a thorough check of qualifications and capacity among all managers at all levels. It should then be possible to remove any who do not meet the standards set. The university does, in any event, need a critical mass of new thinking and fresh ideas. The Office of the Vice Chancellor must be equipped to enable the Vice Chancellor to function as a strategic leader and manager of the institution.
- As a rule, Senate must have on the Agenda academic matters beyond the bureaucratic. Senate must debate philosophy and policy, Senate must be analytical and must assure high levels of academic management and performance. Papers can be presented to stimulate discussion and debate about emerging trends and academic philosophies, for example in teaching and learning, academic management, research and technology drivers for research. Senate can be engaged in systems and processes for policy formation. Guest speakers can be invited to stimulate discussion at Senate. It is possible for Senate to divide its time and sessions to be both deliberative, as suggested above, and business matters.

- The Quality Management Directorate must, among others, undertake an institutional culture audit every three years to gauge attitudes among staff, staff morale, ideas about performance management and enhancement, and test attitudes to initiatives undertaken to upgrade the institution. Such a survey would also instill a culture of service, and of performance, of excellence, and of institutional ethics. A separate student survey, we understand is already being undertaken.
- The university must review the Office of the Registrar. The Registrar is the fulcrum of the Governance and Management delivery of the university. We have stated that we believe that the current Registrar just does not understand his responsibilities and may be more harm than good to a progressive agenda of the university, rooted as he seems to be in the past, with a very casual attitude to his work. The vacant positions of Deputy Registrars for Governance and Academic Affairs need to be filled with speed. Committee Services must be overhauled. For that it may well be necessary to ensure high-level capacity development for the mission-critical staff.
- The university must understand that its public relations has suffered irreparable harm over the years. As the university seeks a new outlook, it should invest in aggressive and creative public relations systems. The new campaign must reflect a bold and fresher, visionary perspective about the university. The university can avoid being in the news for all the wrong reasons, and for silence to prevail because no one knows what to say about the university. Both attitudes may kill the spirit of the university. What the students have expressed as something to worry about being the quality of MUT qualifications needs urgent attention.
- Council needs a new lease of life. It may well be that members of Council should be challenged once again to consider offering their resignations, and new appointments made. A Council appointments Committee be established, with at least one expert from outside the university, and that Ministerial Appointees be equally carefully selected following interviews. The system adopted by the Department of Public Enterprises recently whereby a call for expressions of interest and nominations was made for appointment of members to the Boards of

State Owned Companies (SOCs) may be worth emulating. Selection could be undertaken by the Department with the support of, say, the CHE. Council must also adopt a procedure for the discipline of members who violate the Code of Conduct and fail to act in the best interests of the university. The Council must show cause why a multiplication of meetings of Council and Committees of Council is necessary, and that in any event, no allowance should be payable for any meetings additional to the statutory four quarterly meetings.

- The relationship of trust between the Chair of Council and the Vice Chancellor, and between Council and the Executive Management of Council must be restored. That means that the roles between the two statutory structures must be better managed. The Chairperson of Council must assert his/her role as responsible for governance and oversight, and the Vice Chancellor as chief executive responsible for Management, and Administration, as well as the Academic Leader of the university. At best a protocol that both sign and where matters of concern are first discussed among them would be the way to go. Without inviting Council participation in operational matters, reports to Council must be adequate and informative and strategic, policies must be drafted in such a manner that Council can be satisfied about the quality of what is being proposed, and time frames and existing policies must be honoured, or deviations must be sought from Council ahead of implementation, and not after the fact.
- The university must establish the Office of the Ombudsman. This should allow complaints to be raised internally and adjudicated and resolved without recourse to the law, and that labour relations and relationships that breakdown can be attended to without recourse to legal processes. This alternative dispute resolution mechanism must be undertaken by an independent person, outside of the structures of the university, and both Council and Executive Management must undertake to honour the rulings of such an ADR system. This should also help to reduce the enormous cost of legal fees. The university must review the brief that Attorneys Jafta & Co and Bruce MacGregor have enjoyed with the university over a long time. Such relationships, ideally, should never be for much more than five years at a time.

- A Fraud and Ethics Hotline must be established. Whistleblowers must be assured of protection, as the law applies.

RECOMMENDATIONS

Within the fourteen findings set out above, there are also recommendations. In this section however, we wish to make proposals at a high-level, presenting a bird's eye view approach to the institution.

1. *Universities Ombudsman:* We propose that the Minister should consider seriously the introduction of an independent Office of the Universities Ombudsman. Such offices have become very common in South Africa under our Constitution. The latest example has been the establishment of the Office of the Health Ombudsman. The Office of the Ombudsman should be an independent office provided for by the Higher Education Act. The Minister may consider whether such an Office could be established as part of the CHE system or independently altogether. The Office of the Ombudsman would ensure that the Ministry does not deal with many of the matters of breakdown in Governance and Management, failure to adhere to the Code of Conduct, financial malfeasance – all matters that currently may be implicated in and therefore unable to resolve to satisfaction. This will relieve the Ministry so that the Ministry can attend to the duties set out in the Act.
2. *Policies:* Mangosuthu University of Technology (MUT) has been bedeviled by an inability to produce policies at the right level of competence and standard for a very long time. One can hazard a guess what happens in instances where no policies are available. We ask the Department (maybe through the Office of the Auditor General) to produce a template on key policies like Supply Chain Management, Human Resources Policies, and appropriate academic management systems. The Department received APPs and annual Reports, is there a system of monitoring these submissions and engaging with the institution about the adequacy or otherwise? We are of the view that Council may not be giving itself sufficient time to interrogate these submissions, and definitely may not have in place a system of evaluation and monitoring. One

should avoid allowing such a strategic responsibility to become reduced to a tick-box exercise.

3. *Partnerships:* We observe that, maybe because of its location and its history, MUT is very isolated among the Universities of Technology. The university should establish a relationship with another UoT as in, for example, the Central University of Technology in Bloemfontein, or the CPUT. Such a close relationship would mean that there would be an intense sharing of ideas and practices, exchanges of managers and scholars and students, and an engagement in management systems and establishing benchmarks for the university. It may be that the HDI Fund made available by the Department could be utilized to establish such a developmental approach to stepping up the university. There is provision for such an intentional and strategic collaboration in s.38 of the Act. In any event, the situation demands that a consortium of universities be established (if one does not exist already) and that MUT commit to affiliating to it for its own benefit.
4. *Council:* As a matter of principle we are not recommending that the Department should use any of the powers vested in the Minister in terms of the Act. We would rather this university be assisted in a developmental approach, that sets identifiable steps to development over a five-year time-frame. It also means that the university will not be left entirely to its own resources but would be subjected to annual reviews (as in ICU). What however, calls for serious consideration is that Council must be disbanded in its entirety. We note that when an Administrator was appointed in 2008, the provision that such an Administrator should “take over the authority of the Council” once an Administrator is appointed (s.41A(3)(b)) was never put into effect. Instead, the Council continued to exist and to exercise authority over the Administrator thereby reducing the Administrator to an *interim* Vice Chancellor. We believe that that was a mistake as it created the perception of business as usual.
5. In our view a process of appointing members of Council must be undertaken afresh by all constituencies. This must include constituencies disclosing reasons for the nominations they make to Council. The Minister must also

undertake the painstaking task of selecting credible Ministerial appointees to Council. Every member of Council must be required to undergo a probity evaluation by a credible independent body outside of the institution. We note that the Act provides that the Council on Higher Education “may advise the Minister on *any* aspect of higher education...” While the CHE does not have the mandate to advise on governance and management of higher education institutions, we advise that the Minister consider requesting the CHE to advise on the appointments to Council in the manner suggested. A new Council will give enough confidence to the institution, we hope, that the winds of change are blowing at MUT.

6. A thoroughgoing review of the Strategic Plan for the university must be undertaken. The Strategic Plan must embrace a radical view of institutional culture and academic ethos, a new identity characteristic for the university, and a new way of understanding the university’s place and purpose. This means that such a Strategic Plan must be shaped by new expressions of Transformation. Sadly, we do not see that spelt out clearly enough in the Performance targets agreed between the Chair of Council and the Vice Chancellor.

Pretoria and Cape Town, 30 June 2018.

ANNEXURE A: TERMS OF REFERENCE



Government Gazette Staatskoerant

REPUBLIC OF SOUTH AFRICA
REPUBLIEK VAN SUID AERIKA

Vol. 635

22 May
Mei 2018

No. 41643



N.B. The Government Printing Works will not
be held responsible for the quality of
"Hard Copies" or "Electronic Files"
submitted for publication purposes



ISSN 1682-5843



41643

9 771682 584003

AIDS HELPLINE: 0800-0123-22 Prevention is the cure

Government Notices • GoewermentskennisGewinGs

DEPARTMENT OF HIGHER EDUCATION AND TRAINING

NO. 514

22 MAY 2018

HIGHER EDUCATION ACT, 1997 (ACT 101 OF 1997)

APPOINTMENT OF AN INDEPENDENT ASSESSOR TO CONDUCT AN INVESTIGATION INTO THE STATE OF AFFAIRS OF MANGOSUTHU UNIVERSITY OF TECHNOLOGY (MUT)

I, Grace Naledi Mandisa Pandor, Minister of Higher Education and Training, in accordance with Section 44 (1) (a) of the Higher Education Act (Act 101 of 1997, as amended) hereby appoint an Independent Assessor to investigate the state of governance and management including policies and procedures pertaining to financial management, management and administrative matters, supply chain management, human resources, information technology and infrastructure development and procurement at Mangosuthu University of Technology.

The Terms of Reference of the Independent Assessor are attached in the Schedule.


Mrs GNM Pandor, MP**Minister of Higher Education and Training**

Date: 6-5-2018

SCHEDULE**MINISTER OF HIGHER EDUCATION AND TRAINING****TERMS OF REFERENCE OF THE INDEPENDENT ASSESSOR****TO CONDUCT AN INVESTIGATION INTO THE STATE OF AFFAIRS OF
MANGOSUTHU UNIVERSITY OF TECHNOLOGY (MUT)****INTRODUCTION**

In terms of Section 44 (1) (a) of the Higher Education Act, the Minister of Higher Education and Training has appointed an Independent Assessor to conduct an investigation into the state of governance at Mangosuthu University of Technology. The overall purpose of the investigation is to advise the Minister on:

1. The source and nature of problems facing the institution, including those relating to the state of governance, financial management, supply chain management, human resources, information technology and any other matters that may arise.
2. Governance failures and its own complicity leading to the management failures as contained in the forensic report.
3. Measures required to restore good governance and management at the Mangosuthu University of Technology.

Terms of Reference

4. Conduct a detailed analysis of and provide a report on the current situation of the university governance and management including policies and procedures pertaining to financial management, supply chain management, human resources, information technology and infrastructure development and procurement.
5. Conduct a detailed analysis and report on the functions and powers of the Council committees including the delegations of authority.

6. Conduct a detailed analysis and report on all student accommodation leases entered into or any other questionable leases and report on the current situation.
7. Verify the findings of the forensic investigation that was conducted.

To make recommendations on

8. Restoring of effective and proper governance and management at the University.
9. Any other recommendation that requires the attention of the Minister and the Department.
10. What action, if any, ought to be taken.

Completion and report

11. The Independent Assessor must complete his or her work and submit a report to the Minister within 30 days from the date of publication of this notice.


Mrs GNM Pandor, MP

Minister of Higher Education and Training

Date: 6-5-2018

ANNEXURE B: INDEPENDENT ASSESSORS' PROGRAMME

Mangosuthu University of Technology

Date	Time	Activity
30/05/2018	18h00	Arrival at Hotel
Day 1		
31/05/2018	09h30	Arrival at MUT
	09h35	Meet with Vice-Chancellor Dr Malaza
	09h45	Visit office allocated by the Institution
	09h50	Collection of documents available
	10h00	Independent Assessors' short meeting
	10h30	Site Visit: Privately-owned residences
	13h00 – 13h30	Lunch
	13h45 – 14h00	Preparations and set up for interviews
	14h00 – 14h30	Interview with VC: Dr Malaza
	14h30 – 15h15	Interview with former Acting VC: Prof Ramogale
	15h15 – 15h35	Interview with Dean of Students: Ms Kweyama
	15h35 – 15h55	DVC: Teaching & Learning: Mr G Govender
	15h55 – 16h15	DVC: RI&E: Prof Dlamini
	16h15 – 16h45	DVC: Resources & Planning: Prof Ndlazi
	16h45 – 17h15	Interview with Dean of Engineering: Mrs Baah
	17h00	Debrief of Day 1

Date	Time	Activity
Day 2		
01/06/2018	09h00	Arrival at MUT
	09h05	Touch base with VC
	09h05 – 09h45	Interview with Chair of A&RC: Mr S Kheswa
	09h45 – 10h30	Interview with Dean: Nat Science: Prof Msomi
	10h30 – 11h45	Collective interviews with Senior Directors: HR&D; Library Services; Quality Management; Resources & Planning; Infrastructure: New Developments; Communications
	11h45 – 12h30	Interview with the Registrar: Mr Mike Naidoo
	12h30 – 13h30	Lunch & Prof left for Airport
	13h30 – 15h00	Perusal of IT, HR & Finance documents
	15h00	Team left for Airport

Date	Time	Activity
08/06/2018	09h00 – 12h00	Interview with Chair of Council: Mr M Morailane

Date	Time	Activity
11/06/2018	09h00	Arrival at MUT
	09h05	Touching base with VC: Dr Malaza
	09h10	Set up office and short briefing
	09h30 – 10h30	Interviews with Institutional Forum Ms E Kotelana (HOD Management Sciences) Mr L Nzama (Shop Steward: Nehawu) Mr N Fuyana (Lecturer) Mr L Mthimkhulu (Chair: IF)
	10h30 – 11h00	Interview with SRC: President: Mr Sandile Dlamini
	11h00 – 11h15	Tea Break
	11h15 – 11h45	Interview: Risk & Compliance Director: Mr M Makhathini
	12h15 – 12h45	Interview: A/Snr Dir: IT&N: Mr Shackleford
	12h45 – 13h15	Lunch
	13h15 – 13h45	Interview: Faculty of Natural Sciences: Prof Smal; Dr Khwitshana
	13h45 – 14h15	Interview: A/Snr Dir : Finance: Mr Ngidi
	14h15 – 15h15	Interviews: Faculty of Management Sciences: Mr S Mhlongo & Dr M Ndlovu Faculty of Engineering: Prof E Zawilska & Mr R Chetty

	15h15 – 15h20	Tea Break
	15h20 – 16h15	Interview: DVC: T&L: Prof Ramogale
	16h15 – 17h00	Interview: Convocation Members Mr K Madlala Mr Gumede
12/06/2018	09h00	Arrival at MUT
	09h05	Touch base with VC
	09h10	Briefing on daily programme
	09h30 – 10h30	Interview: Advisory Board Members Mr K Ramsarghey: Snr Lecturer- Management Sciences Mr M Calvert: Engineering Sciences Ms P Mapumulo: Surveyor (Msunduzi Local Municipality) Prof L Naidoo: HR
	10h30 – 11h00	Interviews: Residence Assistants/ Warden Mr NCS Jiyane Mrs N Ngidi Ms Z Molefe Ms N Sapulana Mr N Zondi
	11h00 – 11h15	Tea Break
	11h15 – 12h00	Interview: A/Dean: Management Sciences Prof CD Jinabhai
	12h00 – 12h45	Interview: eThekweni Municipality Mr G Lucker Mr S Khambule Mr P Bosch Mr Luven Naidoo (Dir: Infrastructure – MUT)
	12h45 – 13h15	Interview: Snr Dir HR&D: Mr MZ Dlamini
	13h15 – 13h45	Lunch

	13h45 – 16h00	Interviews: Acting Team Prof Ramogale Prof Ndlazi Mr Govender
	16h00 – 16h15	Tea Break
	18h00 – 21h00	Interview: Former Chair of Council: Mr Ngwenya
13/06/2018	09h00	Arrival at MUT
	09h05 – 10h30	Site visits: Library and new residence construction site
	10h30 – 11h00	Interview: Former Council Member: Dr S Chonco
	11h00 – 11h15	Tea Break
	11h15 – 12h00	Interview: Former Council Dep Chair Mrs Hoorzuk
	12h00 – 12h45	Interview: Dr Qunta: Former Dep Council Chair
	12h45 – 13h15	Lunch
	13h15 – 14h15	Interview: VC: Dr Malaza
	15h00	Departure from MUT

Date	Time	Activity
18/06/2018	09h30	Briefing on Interview schedule
	10h45 – 11h30	Interview: Chair Student Affairs Dr F Randera
	11h30 - 11h45	Tea break
	11h45 – 13h00	Former DVC R&P: Prof SK Ndlovu
	13h00 – 13h30	Lunch
	13h30 – 15h00	Interview: Former VC: Prof Kgaphola

ANNEXURE C: SUBMISSIONS SENT TO SPECIAL ASSESSORS' EMAIL**Name:** Dr Makua**Date:** 13 June 2018**Subject:** Issues to consider in preparation for the final report**Name:** Dr Qwabe (Senior Lecturer)**Date:** 13 June 2018**Subject:** Non-transparency regarding appointment to positions**Name:** Prof Kgaphola**Date:** 15 June 2018**Summary:**

- Supplementary submission on the MUT process.
- Mr Clint Johns amended charge sheet.
- Mr Bheki Shezi: Letter of termination of service.
- Mr Khomo: Letter of termination of service.
- SBD Ntuli: Corruption investigation.
- Mr P Khomo: Letter to Chair of Council.
- PWC report on John's and Thompson investigation.
- Julian Thompson: Letter termination of service.

Name: Mr Jerome Buthelezi**Date:** 08 June 2018**Subject:** Appointment of non-competent staff**Name:** Luvuyo Jack (former Council member)**Date:** 15 June 2018**Subject:** Intervention by Chair and his Council**Name:** Dr J van Koller (Senior Director: Institutional Planning & Research)**Date:** 15 June 2018**Summary:** Conflict at EMC.**Name:** Mr G Govender (Acting DVC: Teaching and Learning)**Date:** 18 June 2018**Subject:** Conduct by former Chair of Council**Name:** Ms Mavimbela**Date:** 18 June 2018**Subject:** Appointment of foreign nationals**Name:** Prof Ramogale**Date:** 18 June 2018

Subject: Documents promised during interview.

Summary:

- Resignation letter of Prof Dlamini and matters related thereto
- Irregular appointment of Mr L Mthimkhulu: Director: Internationalisation & Engagements.
- DHET's clarification of MUT's public mandate.
- Appointment and termination letters.
- Appointment letter of Mr Mthimkhulu prepared by Prof Dlamini.
- Teaching & Learning Development Centre structure approved by Council
- Prof Dlamini's patronage system.

Name: Ms Xolile Ngubane: Operations Manager/Prof Karabo Shale: Research Professor (Faculty of Natural Sciences)

Date: 18 June 2018

Subject: Office of Technology Transfer

Summary: MUT is lagging behind on the areas of technology transfer Intellectual Property

Name: Ms Ntombikhona Khuzwayo

Date: 18 June 2018

Subject: HR&D operations

Summary: The case in question has been referred to CCMA for arbitration.

Name: Mr Mike Naidoo (Registrar)

Date: 25 June 2018

Subject: UBAC qualifications particulars

Name: Professors Ramogale and Ndlazi and Mr G Govender

Date: 19 June 2018

Subject: Former Executive Team

Summary: Recommendations on governance and management at MUT.

Name: Prof SK Ndlovu

Date: 19 June 2018

Subject: Documents promised to be sent during interview

Summary: Executive Committee of Council – Minutes.

VC's salary adjustment minutes and letter.

VC's vehicle replacement letter.

Memo – Audit & Risk Committee: Request for approval of 2015 Strategic Risk Register.

CONTINUES ON PAGE 130 - PART 2



Government Gazette Staatskoerant

REPUBLIC OF SOUTH AFRICA
REPUBLIEK VAN SUID AFRIKA

Vol. 641

23 November 2018
November

No. 42053

PART 2 OF 5

N.B. The Government Printing Works will not be held responsible for the quality of "Hard Copies" or "Electronic Files" submitted for publication purposes

ISSN 1682-5843



AIDS HELPLINE: 0800-0123-22 Prevention is the cure

ANNEXURE D: PROPOSED MANDATED REPORTING CYCLE¹

1. Report from the Planning & Resources Committee					
Delegations: A=Council; R=Resources and Planning Committee; P=EMC; S=DVC Planning and Resources					
Report	Content of report	Frequency of reporting			
		Q1	Q2	Q3	Q4
University Strategic Plan	The plan will comprise of MUT's vision, mission, values, key strategic objectives, KPIs and targets for a five-year period.				Every Five years ²
MUT Annual Performance Plan (APP) for 2019	The APP will provide a clear indication of the strategic objectives, KPIs and targets from MUT's Strategic Plan which the university would focus on in 2019.				√
MUT 2018 Mid-Year Report	The report provides a record of MUT's progress towards the achievement of its predetermined strategic objectives, KPIs and Targets as at the end of June 2018.			√	
MUT 2017 Annual Report	The report provides a record of MUT's performance against its predetermined strategic objectives, KPIs and Targets for 2017.		√		
Annual Infrastructure Plan	Infrastructure projects that will be undertaken in the following year, including their priorities and allocated funds.				√
Annual Maintenance Plan	To establish maintenance objectives as well as appropriate maintenance approaches, plans and schedules to ensure optimal availability of assets. List of all immovable infrastructure assets (building and equipment) and their maintenance requirements				√
Review of the University Master Plan (Spatial Development Plan)	A review of the current plan in line with the annual infrastructure roll out.				Once every 2 years

¹ This is an extract from the Planning, Monitoring and Reporting Framework that was scheduled to serve at the Council meeting on 27 June 2018

² The Assessors suggest that there should be an annual review after the new Strategic Plan is approved given the importance of the new strategic plan to providing clear strategic direction for the university and unifying the campus around this.

1. Report from the Planning & Resources Committee

Delegations: A=Council; R=Resources and Planning Committee; P=EMC; S=DVC Planning and Resources

Report	Content of report	Frequency of reporting			
		Q1	Q2	Q3	Q4
Infrastructure report	Report on the status of all infrastructure projects that are still in process.	√	√	√	√
Maintenance report	Report on all maintenance projects (including deferred maintenance projects)	√	√	√	√
ITN Strategy	The strategy will comprise of the key ITN strategic objectives, KPIs and Targets for a three-year period				Once every 2 years
Annual ITN Infrastructure Plan	It will comprise the priority list of the infrastructure and staffing requirements for the year.				√
Campus security	The report provides a record of any criminal incidents which have occurred on any of MUT's premises for each quarter.	√	√	√	√
Biannual progress report on IT&N activities	To apprise Council on status regarding Information Technology activities and compliance		√		√
Policy development status	Approval of policies relevant to the Planning and Resources Committee	√	√	√	√

2. Reports from the Finance & Investment Committee

Delegations: A=Council; R=Finance and Investment Committee; P=EMC; S=CFO

Report	Content of report	Frequency of reporting			
		Q1	Q2	Q3	Q4
Annual Budget	Estimated income and expenditure for the university for the year				√
Management accounts		√	√	√	√
Annual Procurement Plan	The prioritisation of the opex and capex expenditure (above R 500 000) for the coming				√

2. Reports from the Finance & Investment Committee

Delegations: A=Council; R=Finance and Investment Committee; P=EMC; S=CFO

Report	Content of report	Frequency of reporting			
		Q1	Q2	Q3	Q4
	year.				
Procurement Report	To report on status of tenders, to suppliers for the quarter, and the BBBEE status of suppliers	√	√	√	√
Annual Financial Statements			√		
Student debt and NSFAS funding		√	√	√	√
Policy development status	Approval of policies relevant to the Finance and Investment Committee	√		√	

3. Reports from the Human Resources Committee

Delegations: A=Council; R=Human Resources Committee; P=EMC; S=Senior Director Human Resources Development

Report	Content of report	Frequency of reporting			
		Q1	Q2	Q3	Q4
MUT Staff Structure (2018)	A proposed staff structure for the university.				√
Performance Management Policy	<ul style="list-style-type: none"> Framework for Managing Performance throughout the university Procedures and Processes 			√	
Report on Labour Relations	<ul style="list-style-type: none"> Stakeholder Engagement Initiatives Union Membership Issues of Concern Disputes, if any. Emerging Trends and Mitigation Strategies where deemed appropriate 	√	√	√	√
Biannual HR Report:	<ul style="list-style-type: none"> Engagements Labour Turnover Human Resources Development Talent Acquisition Performance Management 	√		√	

3. Reports from the Human Resources Committee

Delegations: A=Council; R=Human Resources Committee; P=EMC; S=Senior Director Human Resources Development

Report	Content of report	Frequency of reporting			
		Q1	Q2	Q3	Q4
	<ul style="list-style-type: none"> Remuneration: Actual vs Plan Any Emerging Trends 				
Employment Equity Report	<ul style="list-style-type: none"> Employment Equity Plan and Targets Performance Against Targets Annual Training Report (ATR)- SETA Employment Equity Report (Dept of Labour) 	√		√	
Policy development status	Approval of policies relevant to the Human Resources Committee	√	√	√	√

4. Reports from the Audit, Risk and Compliance Committee

Delegations: A=Council; R=Audit and Risk Committee; P=EMC; S=Director Risk and Compliance

Report	Content of report	Frequency of reporting			
		Q1	Q2	Q3	Q4
University Strategic Plan	The plan will comprise of MUT's vision, mission, values, key strategic objectives, KPIs and targets for a five-year period.				Every Five years
MUT Annual Performance Plan (APP) for 2019	The APP will provide a clear indication of the strategic objectives, performance in the use of the DHET grants, enrolment plan and the risk register.				√
MUT 2018 Mid-Year Report	The report provides a record of MUT's progress towards the achievement of its predetermined strategic objectives, KPIs and Targets as at the end of June 2018.			√	
MUT 2017 Annual Report	The report provides a record of MUT's performance against its predetermined strategic objectives, KPIs and Targets for 2017.		√		
Annual Internal Audit Plan		√			

4. Reports from the Audit, Risk and Compliance Committee

Delegations: A=Council; R=Audit and Risk Committee; P=EMC; S=Director Risk and Compliance

Report	Content of report	Frequency of reporting			
		Q1	Q2	Q3	Q4
Progress Report on the Implementation of the Internal Audit Plan		√	√	√	√
Quarterly Report on Fraud Cases and other investigation matters		√	√	√	√
Quarterly Report on legal matters		√	√	√	√
Auditor General Key Minimum Control Checklist	Note on the internal control checklist issued by the Office of the Auditor General	√			
Report on IT governance			√		√
Report on Contract Management		√	√	√	√
Management response to Audit Management letter					
Policy development status	Approval of policies relevant to the Audit and Risk Committee	√	√	√	√

5. Reports from the Student Affairs Committee

Delegations: A=Council; R=Student Affairs Committee; P=EMC; S=Dean of Students

Report	Content of report	Frequency of reporting
--------	-------------------	------------------------

		Q1	Q2	Q3	Q4
Report on student residences	Procurement, security, general state and transport	√	√	√	√
Annual report on student satisfaction with quality of campus life	Outcomes of a survey on the level of student satisfaction with the quality of life on campus				√
Progress in the implementation of the MUT Strategy for Sport and recreation		√	√	√	√
Progress report on overall student wellness		√	√	√	√
Policy development status	Approval of policies relevant to the Student Affairs Committee	√	√	√	√

ANNEXURE E: REPORT ON DISPUTES REFERRED TO THE CCMA

NO	NATURE OF DISPUTE	STATUS	OUTCOME
1.	Unfair Dismissal	Matter Resolved	Withdrawn
2.	Unfair Conduct – Benefits (Medical Aid Capping)	Matter not yet resolved	Still pending
3.	Employment status	Matter resolved	Settlement Agreement
4.	Termination of contract with or without notice	Matter resolved	Settlement Agreement of six (6) months' salary payment.
5.	Unfair Labour Practice		CCMA advised the applicants to wait for the internal processes to be completed internally
6.	Termination of Fixed Term Contract	Matter resolved	CCMA Granted applicant one month notice pay plus additional one month salary.
7.	Outsourced employees to be treated as MUT staff	Matter finalised	Application for Condonation was not granted by the CCMA.
8.	Equal pay for work of equal economic value	Union did not further pursue the matter with an understanding that it will be resolved internally with management	Union did not further pursue the matter with an understanding that it will be resolved internally with management
9.	Unfair Conduct	Matter resolved	Application was dismissed
10.	Termination of Fixed term contract	Matter resolved	CCMA granted applicant re-instatement into his employment plus an arrears salary to the amount of R45 150.18.
11.	Unfair Labour Practice	Matter resolved	CCMA could not grant relief sought by the applicant because it had no jurisdiction to arbitrate on the matter
12.	Dismissal	Matter resolved	Settlement agreement was reached and applicant was paid three months' salary compensation.
13.	Fixed Term Contract	Matter Resolved	Applicant have been issued with a permanent contract.
14.	Unfair Discrimination	Matter Resolved	CCMA advised the applicant to refer the matter to the Labour Court
15.	Dismissal related to Incapacity	Matter Resolved	Employee re-instated
16.	Protection of Employee Rights	Matter resolved	CCMA advised the applicant to refer the matter to Labour Court because CCMA did not have jurisdiction to arbitrate.
17.	Unfair Conduct- Promotion	Matter not resolved	Still pending
18.	Non-renewal of fixed term contracts	Matter resolved	4x Applicants were re-employed with the same conditions of service.

DEPARTMENT OF HOME AFFAIRS

NO. 1269

23 NOVEMBER 2018

ALTERATION OF FORENAMES IN TERMS OF SECTION 24 OF THE BIRTHS AND DEATHS REGISTRATION ACT, 1992 (ACT NO. 51 OF 1992)

The Director-General has authorized the following persons to assume the forename printed in *italics*:

1. Sipiwe Primrose Mdlatshe - 990823 0683 083 - Po Box 14, KWAMBONAMBI, 3915 - *Sipiwe Primrose Luyanda*
2. Shaun Shezi - 980101 5205 083 - 191 Con@ Hyde Park, WILLIAM NICOL DRIVE, 2196 - *Shaun Bhukumuzi*
3. Brenda Msiza - 850507 0471 081 - 1096 Newhamsphire Crescent, COSMO CITY, 2188 - *Brenda Kelebogile*
4. Annie Mmamolere Sechubi - 640101 2901 082 - House No 48, MAKHUBUNG, 2745 - *Anny Mamolehe*
5. Riedewaan Maritz - 800710 5096 082 - 9 Aquarius Flats, TOKAI, 7945 - *Albertino Maxwell*
6. Maesela Godfrey Matome - 810709 5932 088 - 254 H Roots Close, DIEPSLOOT, 2189 - *Mahloma Ananyous*
7. Mautle Kgopotso Ramenu - 890313 0757 088 - 4732 Extension 3 Refilwe, CULLINAN, 1001 - *Kgopotso*
8. Bongani Shakwane - 890609 5510 087 - 3009 Lethabong Extension 2, MABOLOKA, 0197 - *Basta Bongane*
9. Mogomotsiemang Tybalt Moshwetsi - 940615 5517 089 - 754 Simphiwe Mthimkhulu Street, MATHOLE'S VILLAGE, 1724 - *Thato Tybalt*
10. Mkchesani Selina Shishave - 000515 5677 080 - 928 Jack Klipin Street, DIEPKLOOF ZONE 1, 1864 - *Felix*
11. Melissa Chamay Frantz - 921019 0147 088 - 2 Bongo Crescent, SILVERTON, 7764 - *Malikah*
12. Sue Lynn Charleigh Possel - 960301 0247 080 - 20 Dagbreek Avenue, Toekoms, Great Brak River, MOSSELBAY, 6525 - *Sue – Lynn Charleigh*
13. Gugulethu Ntsai Baloyi - 910729 0479 082 - 307 Liberty Grande, GOODWOOD, 7825 - *Gugulethu Ntsai Nhlakanipho*
14. Florence Line Andrea Francke - 921111 0277 088 - 3 Jasmyr Street, PAARL, 7646 - *Florence – Line Andrea*
15. Excellent Phahlamohlaka - 000401 0747 089 - 811 Block A, MABOPANE, 0190 - *Excellent Karabo*
16. Mpho Herman Machaka - 000514 5064 084 - 2682 Bazzard Street, Ramaphosa, BOKSBURG, 1459 - *Mpho Kwena*
17. Natichka Fourie - 930624 0026 080 - 46 Pleasant Place, PINELANDS, 7405 - *Natichka Amelia*
18. Natalie Cynthia De Sousa Marques - 890131 0225 082 - 137 President Brand Street, Rynfield, BENONI, 1501 - *Natalie Cynthia Sequeira*
19. Theodore Kathego Saaiman - 970411 5959 080 - 24192 Soul City, KIMBERLEY, 8345 – *Theodore Carlos-Jewes*
20. Abiihuh Ryan Mac Farlane - 961221 5168 082 - 45 Sneeuweg Street, Extension 1, ELDORADO PARK, 1811 - *Aviyhvh Ryan*
21. Giovanné Ashley Jeffhas - 990813 5036 080 - 54 Cedarberg Street, Tafelsig, MITCHELLS PLAIN, 7785 - *Giovanni Ashley*
22. Nirvana Panach- Davids - 960617 0150 085 - 20 Georgia Avenue, Colorado Park, MITCHELLS PLAIN, 7785 - *Nirvana Panach*
23. Keiti Seichoko - 990923 0702 089 - 40054 Mothabeng Village, MAHIKENG, 2745 - *Keitumetse Keiti*
24. Nonhlanzeko Thuleleni Ncube - 971110 1382 086 - Po Box 50205, RICHARDS BAY, 3900 - *Nonhlanzeko Peorith Thuleleni*
25. Phila Pepeta - 921105 1227 084 - Po Box 4052, BIUFF, 4052 - *Phila Joy*
26. Manoko Cynthia Mphela - 790925 0448 086 - 13589 Extension 73, POLOKWANE, 0699 - *Kgabo Cynthia*
27. Molepo Mogano - 790117 5527 086 - 9333 Calvin Shilajoe, POLOKWANE, 0699 - *Samuel Molahlegi*
28. Sanele Mzimkulu - 930926 0548 082 - 828 Extension 4, WHITTLESEA, 5360 - *Sanele Samantha*
29. Jostine Nkgweng - 930610 0810 086 - 701 Unit C, MANKWENG, 0727 - *Naomi Jostine*
30. Thabang Donavan Mello - 930424 5586 083 - 118 – 12 Avenue, ALEXANDRA, 2090 - *Thabang Jabulani*
31. Velelo Giyo - 020311 5459 083 - Lucwecwe Area, NGCOBO, 5050 - *Velelo Awiwe*
32. Lindokuhle Mazibuko - 941219 6151 086 - Po Box 180, KABOKWENI, 1245 - *Lindokuhle Nicolas*
33. Johannah Tshepiso Moruka - 941231 0496 086 - 583 Heatherview Estate, AKASIA, 0182 - *Tshepiso*

34. Thabiso Phakathi - 950102 5766 088 - 450 Isipingo, UMLAZI, 4066 - *Mlondi Thabiso*
35. Sabata Goodwill Lefata - 950108 5722 088 - 16850 Drieziek Extension 9, ORANGE FARM, 1841 - *Tshepo Paulos*
36. Caryn Tiana Sulaiman - 950113 0218 082 - Unit 208 Virage, RICHMOND, 7460 - *Caryn A'ishah Tiana*
37. Maria Mmamopo Mmusi - 950204 0684 082 - 1249 Extension 3, SWARTRUGGENS, 2835 - *Maria Ipeleng*
38. Sepoko Johannes Monyeki - 810808 5425 083 - B 0091 Bathokwa, SKIPFONTEIN, 0644 - *Sello Johannes*
39. Nomzamo Joyce Goslett - 810427 1107 080 - D 96 Reservior News, Belgravia, EAST LONDON, 5201 - *Nomzamo Joyce Shona*
40. Malihah Gertheleaze Hursha Miggels - 810115 0162 087 - 7 Silwerboom Street, RUSTERVAAL, 1936 - *Gertheleaze Hursha*
41. Khethukuthula Nkosi - 780705 5927 082 - 46 Raasblaar Avenue, RANDBURG, 2158 - *Khethi*
42. Masola Solly Modiba - 640302 6172 080 - Po Box 635, GA MOTHIBA, 0726 - *Marothi Solomon*
43. Mpelegeng Johanna Riba - 630715 0784 083 - Po Box 96, DRIEKOP, 1125 - *Mpelegeng Lucy*
44. Xheliwe Enjelina Mlandeli - 590620 1172 080 - 2366 Extension 3, Kokosi, FOCKVILLE, 2515 - *Celiwe Angelina*
45. Paulus Zwane - 470122 5231 082 - 6091 Moleleki Extension 1, KATLEHONG, 1431 - *Paulos Mvulase*
46. Ingrid Louise Richter Friend - 840918 0107 083 - 77 Without Avenue, WELTEVREDEN PARK, 1709 - *Ingrid Louise*
47. Godfrey Sikwe Maine - 840804 6286 081 - 2255 Molebatsi Street, Ipelegeng, SCHWEIZER RENEKE, 2780 - *Godfrey Mathata*
48. Joan Nomadlozi Makiri - 840426 0316 084 - 4017 Ihem Street, Extension 3, PROTEA GLEN, 1818 - *Joan*
49. David Badnose Mabele - 830913 6376 081 - 11564 Realrovers Street, MOHLAKENG, 1759 - *David*
50. Haroon Booysen - 820904 5124 087 - 35 Cornelower Street, GROENHEUWEL, 7646 - *Francois Rees*
51. Thendo Shylock Managa - 811117 5498 085 - 30 Libra 6938 Honey Buzzard Street, CENTURIO, 0157 - *Thendo Biko*
52. Bokamosho Nelson Gwate - 820830 5734 080 - 16626 Winnie Jansen Street, KIMBERLEY, 8300 - *Pholoholo Nelson*
53. Lynnette Bongekile Mdolo - 880725 0728 086 - A 605 Uhuru Street, KWA – DABEKA A, 3612 - *Bongekile*
54. Thokozani Shathani Mabena - 880905 5494 088 - 25824 Extension 25, EMBALENHLE, 2285 - *Thokozani Abraham*
55. Tiisetso Jacob Mushi - 890521 5280 084 - 327 Block Xx, SOSHANGUVE, 0152 - *Elisha Tiisetso*
56. Hlulwahini Mbatha - 890821 0579 088 - 43 Dale Road, GLENWOOD, 4001 - *Landiwe Andile*
57. Aqilah Jacobs - 891027 0042 080 - 49 Penny Lane, Coner Hode Villier & Frans, Conradie, BLACKENFELL, 7560 - *Toshka*
58. Phakama Myalezwa - 880616 1278 082 - Coner Lenchen And West Avenue, CENTURIOA, 0157 - *Asanda Phakama*
59. Koena Phillemon Phaka - 880509 6050 087 - 15226 Riverside Road, Ivory Park, MIDRAND, 1685 - *Kwena Phillemon*
60. Patrick Martin De Vries - 580110 5076 083 - 15 Watsonia Street, LENTE GEUR, 7785 - *Faizel*
61. Clifford David Lategan - 690602 5217 086 - 46 Nile Way Portlands, MITCHELLS PLAIN, 7785 - *Fawaaz*
62. Rogers Naidoo - 710703 5144 084 - Flat 16 22 9th Avenue, MORNINGSIDE, 4001 - *Roger Ivan*
63. Arthur Deon Hanslo - 721104 5029 085 - 13 Beechcroft Street, DELFT, 7100 - *Riedewaan*
64. Shafiek Phineas - 740818 5256 086 - 211 Thornton Road, CRAWFORD, 7770 - *Storm*
65. Queen Ngilande - 990403 0895 084 - 36 Wolmarans Street, JOUBERT PARK, 2001 - *Ndlovukazi*
66. Wendy Anne Abrahams - 761216 0172 081 - 22 Mpin Street, Garden Cities, MFULENI, 7100 - *Wardan*
67. Patricia Jane Lutters - 810406 0189 083 - 5 Missouri Cresent, Portlands, MITCHELLS PLAIN, 7785 - *Ameerah*
68. Domonique Oliver Kings - 781209 5047 081 - 10 Pruinosa Street, The Palisades, GLENVISTA, 2091 - *Don Dominique Oliver*
69. Cecilia Keebine - 780912 0659 088 - Nyetse Village, LEHURUTSHE, 2880 - *Mpho Cecilia*
70. Tervin Nkau Maledimo - 990830 5802 089 - Masehleng, PHAAHLAMANOGE, 1124 - *Tervin Phaahle*

71. Andrew Justine Palmer - 740728 5092 086 - 55 Klip Street, Observatory, JOHANNESBURG, 2198 - *Andrew Justine Raekwon*
72. Antoinette Olive Talmakers - 731217 0077 087 - 26 E Thames Walk, MANENBERG, 7764 - *Aqeelah*
73. Zainoenisa Solomons - 670522 0072 084 - 1 F Chat Way, PELICAN PARK, 7941 - *Zion Zara*
74. Jonane Anthony - 660505 5231 088 - 8 Concorde Road, Rocklands, MITCHELLS PLAIN, 7785 - *Junaid*
75. Francis Debora Claasen - 621012 0128 086 - 8 Papierblom Street, Lentegur, MITCHELLS PLAIN, 7785 - *Firdouz*
76. Keith Leon Klein - 620312 5161 087 - 13 Mira Way, OCEAN VIEW, 7975 - *Kieyaam*
77. John Atkins - 580303 5190 083 - 108 Selina Way, Woodlands, MITCHELLS PLAIN, 7785 - *Saheed*
78. Deborah Annette Siljeur – Yaghya - 571207 0148 080 - 22 Horstley Court, Tatum Road, RETREAT, 7945 - *Moesheda*
79. Dawid Van Wyk - 580509 5078 082 - 15 Secredaris Street, Siyathemba, KATHU, 8446 - *Dawid Collin*
80. Kamogelo Elijah Maruapula - 961210 5579 083 - 20282 Sefithego Village, SELEKA, 0609 - *Mokgadi Phillip*
81. Gail Rosemary Vardien - 600117 0090 080 - 62 Assegaaibos Street, Tafelsig, MITCHELLS PLAIN, 7785 - *Gafsa*
82. Sylvia Ntombifuthi Simenukana - 840615 1214 088 - Dubana Area, LUSIKISIKI, 4820 - *Ntombifuthi*
83. Doris Khunjulwa Samkelisiwe Asanda Myaka - 880114 0810 089 - 2965 Lekuru Street, Naledi Extension, SOWETO, 1868 - *Samkelisiwe Asanda*
84. Mzuvukile Xungu - 861020 5464 082 - Skobeni Location, BISHOP, 5605 - *Mzuvukile Luvuko*
85. Nelle Edwin Masemola - 860505 6907 080 - 164 Brooklyn, NEBO, 1059 - *Selle Edwin*
86. Robertson Mordercai Malema - 760810 5752 086 - 4383 Zone 4, GA – RANKUWA, 0208 - *Robertson Mordercai Abraham's*
87. Mina Radebe - 961110 0630 081 - 1066 Zamani Location, MEMEL, 2970 - *Mina Relebohile*
88. Zanele Magqadaza - 960923 6659 081 - 29986 Ntita Crescent, Wallacedene, KRAAIFONTEIN, 7570 - *Sanele*
89. Gasekaiwe Emly Gaborone - 960809 0527 087 - 5071 Extension 5, BLOEMHOF, 2660 - *Boipelo Goodness*
90. Prescilla Mokwele - 960612 0750 083 - Po Box 975, LONSDALE, 0710 - *Mpho Prescilla*
91. Galaletsang Ramasodi - 951030 1272 083 - 95 Block Ss, Extension 5, SOSHANGUVE, 0152 - *Gibash Timothy*
92. Tintswalo Trolips Ngobeni - 950925 0478 089 - 82 – 16th Avenue, ALEXANDRA, 2090 - *Tintswalo*
93. Mokgapa Moetji - 950628 6358 087 - 423 Ga – Mata Manyane, MOLETJIE, 0709 - *Mokgapa Glerence*
94. Priscilla Cumbi - 950309 0281 084 - 8785 Phase 2, BRAAMFISCHERVILLE, 1725 - *Zinhle Priscilla*
95. Sinombulelo Sinaye Xotyeni - 950306 0463 084 - 9 Klaas Meyer Street, BREIDBACH, 5600 - *Sinombulelo Sinaye-Nathi*
96. Lolwetu Mxenge - 920104 0330 081 - No 2 Pine Street, STUTTERHEIM, 4930 - *Lolwethu*
97. Desmond Kgaphola - 920122 6279 086 - 34656 Extension 34, Barcelona, DAVEYTON, 1520 - *Motsoko*
98. Lodwick Masete - 900920 5599 089 - 3739 Phafogile Street, Extension 3, Simunye, WESTONARIA, 1779 - *Lodwick Mminatlou Glenn*
99. Lekgeu Magomarele Lloyd Lekgeu - 911008 5396 081 - 156 Theron Street, CLARINA, 0182 - *Itumeleng Lloyd Magomarele*
100. Icakane Mayeso - 981025 0143 081 - 721 Block J J, SOSHANGUVE, 0152 - *Tsakane Melidah*
101. Mfana Ntozakhe - 970710 6201 081 - E 30 Mnyayiza Road, KWA – MASHU, 4350 - *Phelelani*
102. Presnias Mokoena - 970223 0490 080 - 21150 Amelia, SASOLBURG, 1949 - *Lebohang Precious*
103. Olga Nohashe - 970125 0719 089 - California Area, CALA, 5457 - *Olga Sivuyisiwe*
104. Mottalepula Freddie Maake - 561219 5528 085 - 1137 Ford Galatha Street, Hospital View, SOWETO, 1632 - *Saddam Freddie*
105. Henrietta Wilhemina Pace - 550129 0104 084 - 9 President Street, RUYTERWACHT, 7460 - *Henrietta Wilhemina*
106. Michelle Rosline Bagus - 680126 0088 088 - 86 Church Street, CAPE TOWN, 7764 - *Moerieda*
107. Nombombo Matiti - 930429 0748 083 - 132 Dickens Drive, MANDALAY, 7785 - *Nombombo Ziyanda*
108. Thurston Conray Van Standen - 930924 5291 089 - 11 Meiringstraat, Toekomsrus, OUDTSHOORN, 6625 - *Dale Thurston Conray*

109. Daphney Mashilane - 881104 0640 080 - 383 Tsenelong Section, TEMBISA, 1632 - *Daphney Kgomo*
110. Mohammed Mohammed Faizeen Bhyat - 960323 5343 086 - 10 Zen Street, Nirvana, POLOKWANE, 0700 - *Mohammed*
111. Mothusi Gaegake - 970813 5464 088 - 310 Rdp Magojaneng, KURUMAN, 8460 - *Mothusi Vybs*
112. Zamambo Refoloe Mkhize - 881015 0439 085 - E 35 Mkhize Main Road, HAMMARSDALE, 3699 - *Zamambo Refiloe*
113. Lillian Lupondo - 991003 5307 082 - Stand No 776, SABIE, 1260 - *Louis Senzo*
114. C / Mone Suzanne Coetzee - 921103 0012 086 - House No 175 Green Acres Estate, PRETORIA, 0186 - *Cmone Suzanne*
115. Lebogang Florah Makhubela - 971201 0038 082 - 78 Block Hh, SOSHANGUVE, 0152 - *Thomas*
116. Samensa Mantombi Monama - 840909 0541 082 - E 1670 Phase 2, ITSOSENG, 0190 - *Ntombikayise Mantombi Samensa*
117. Ivinah Mthwankazi Msomi - 590104 0284 089 - No 7 E Street, Fingo Village, GRAHAMSTOWN, 6140 - *Ivinah Mthwakazi*
118. Matjike Collen Ratau - 950315 5605 086 - 995 Zone 14, WITBANK, 1035 - *Collen Matjile*
119. Isabelle Marie Alice Spector - 930215 0104 082 - 297 River Road, PRETORIA, 1667 - *Ivor Morgan Alain*
120. Nomisindo Caroline Snymes - 960608 0172 088 - 3495 Mpumalanga Section, Kgotsong, BOTHAVILLE, 9660 - *Nomsindo Caroline*
121. Johanie Samba - 850725 5306 082 - Ruite Plaas, KOFFIEFONTEIN, 9986 - *Christo Ayanda*
122. Thalabodiba Barbara Mokoena - 891109 0400 086 - 450 Modibedi Street, Ntha, LINDLEY, 9630 - *Thalabodiba Puleng*
123. Angelo Amancio Bowers - 900413 5076 084 - 44 Twelve Street, KENSINGTON, 7405 - *Aneeq*
124. Leona Alvina Molte - 900329 0122 089 - Eleventh Avenue, RETREAT, 7945 - *Afiyah*
125. Kim Leander - 910129 0066 080 - 8 Windsor Road, Central, UITENHAGE, 6229 - *Kulthoom*
126. Yolanda-Jessica Banisi - 991109 0251 082 - 14 Boesak Street, MURRAYSBURG, 6995 - *Yolanda Jessica*
127. Sefton Clinton Tiflin - 950906 5279 086 - 3601 Darville Extension, MAHIKENG, 2745 - *Septon Clinton*
128. Phetheni Ngcobo - 950611 0302 087 - Bumba, ESHOWE, 3815 - *Khethiwe*
129. Thompson Magenu - 680922 5159 084 - Sidwadweni Area, TSOLO, 5170 - *Thompson Mxolisi*
130. Themba Sibanyoni - 990814 5505 082 - 1223 Section C, SIYABUSWA, 0472 - *Themba Advocate*
131. Tuliswa Tsita - 730403 1314 080 - Mpindweni, LIBODE, 5160 - *Tuliswa Pulu*
132. Joanne Jessica Lewis - 931227 0024 086 - 45 St Joan Street, Extension 9, ELDORADO PARK, 1811 - *Jessica*
133. Feizal Peerbhai - 630821 5023 087 - 233 Spencer Road, CLARE ESTATE, 4081 - *Feizal Goolam Hoosen*
134. Marlene Corrin Daniels - 641017 0748 086 - 97 Mongoose Street, Tafelsig, MITCHELLS PLAIN, 7785 - *Nazreen*
135. Sizakhele Shantel Molete - 870329 0744 086 - 437 Suikerbos Street, Thatchfield Estate, CENTURION, 0157 - *Chantell*
136. Ngaziwa Stephans Mnguni - 720924 5673 082 - Stand No 1472 Tweefontein K, EMPUMALANGA, 0458 - *Ngaziwa Stephen*
137. Kamogelo Mokwa - 000319 0503 080 - 1475 Extension1, SOSHANGUVE, 0152 - *Kamogelo Neo*
138. Love Magwanda Moyo - 930724 5279 088 - 3848 Phomolong Section, Maduna Street, TEMBISA, 1632 - *Love*
139. Shaka Benina Mashigo - 810131 0421 084 - 1789 Mothotlung, BRITS, 0208 - *Sarah*
140. Sizwe Chris Msane - 000106 5509 083 - Nozambula Area, KWAMBONAMBI, 3915 - *Sizwe Prospa*
141. Mzwandile Mike Mazive - 881115 5234 083 - 29 Nightingale Street, Elspark, GERMISTON, 1418 - *Mzwandile Mlauli*
142. Mahlako Francia Mashitsho - 920705 0521 089 - Theresapark, Albatros, AKASIA, 0183 - *Jeremiah*
143. Basetsana Molekwa - 850920 0966 085 - 199 Zone 16, GA RANKUWA, 0208 - *Benjamin*
144. Mokgoba Boledi Immaculate Letsoalo - 930515 0640 088 - 71 Bourke Street, River Villa Flat, SUNNYSIDE, 0002 - *Grace*
145. Zethu Mtsweni - 990807 0471 086 - 201 Nigel Road, Selcourt, SPRINGS, 1559 - *Zibusisozethu*

146. Ofentse Lena Hlongwane - 930206 0217 081 - 154 Block F, Paul Mgidi Drive, SOSHANGUVE, 0152 - *Ofentse Lena Grace*
147. Peter Pale - 820217 5564 081 - 23 Charter Road, Kelland, RANDBURG, 2194 - *Oupa Peter*
148. France Bopape - 780407 5457 083 - Unit 1239 B1, Corner Cheetah & Rietbok Streets, Pennyville, NEW CANADA, 1804 - *Setu Frans*
149. Walter Ramodise Tau - 790727 5911 088 - 3587 Grace Ntsele Street, ALEXANDRA, 2090 - *Walter Ramodise Kagiso*
150. Anelisiwe Ndzekeni - 851025 0615 085 - Maydern Farm, UMTATHA, 5099 - *Anelisiwe Anele*
151. Stephanus Parsons - 950411 5329 080 - 2 Saint Alban Way, ELSIES RIVER, 7490 - *Irifaan*
152. Happiness Ndlovu - 780225 0310 085 - 335 Hlanzeni Area, Umkomaas, AMANZIMTOTI, 4170 - *Happiness Nompumelelo*
153. Zipho Mjadu - 910307 5544 083 - 16 Biyela Street, EMPANGENI, 3880 - *Zipho Dlozi*
154. Elianorah Nokubonga Mkhize - 780814 0364 083 - 10 Walnut Avenue, Breunanda, KRUGERSDORP, 1739 - *Nokubonga*
155. Edward Nkukane - 801204 5286 082 - 12570 Solomon Mahlangu, Phomolong, KIMBERLEY, 8345 - *Thapelo Edward*
156. Rowina Charlotte Ramsuruppen - 950103 0183 089 - 41 Satinspar Drive, COPSVILLE, 3201 - *Fatima Bibi*
157. Lesetsa Simon - 980222 5503 085 - Baviaanspoort, Okapi Street, BAVIAANSPOORT, 0039 - *Lesetja Simon*
158. Nakampe Joseph Selowa - 780601 5349 080 - K417 Bothlabela Village, Far-East Bank, ALEXANDRA, 2090 - *Nakampe Joey*
159. Tendo Precious Nesengani - 961227 0345 088 - Stand No 1520, Chavani Village, ELIM, 0966 - *Vhonani Precious*
160. Charline Matozi Buthelezi - 920427 0936 080 - House No 010101, Cattonland, VERULAM, 4340 - *Charline Matozi Zamanguni*
161. Nkosithandile Cebisa - 961126 5992 086 - Nkanyezini Location, Murchson, Ward 22, PORT SHEPSTONE, 4240 - *Nkosithandile Sabelo*
162. Refiloe Letheba René Metsing - 910326 0380 087 - 2 Mount Road, Rondebosch, CAPE TOWN, 7700 - *Refiloe Litheba Leah*
163. Ontiretse Anton Rampopo - 000508 5139 086 - 52 Scheiding Street, RUSTENBURG, 0299 - *Ontiretse Anton Azania*
164. Crizelda Magaret Wilhelmina Geraldine Jordaan - 620108 0206 087 - 15 Tiber Close, Portland, MITCHELLS PLAIN, 7785 - *Grizelda Magaret Wilhelmina Geraldine*
165. Thembela Princess Zwane - 930214 0423 089 - 20289 Rhigala Street, Bloekombos, KRAAIFONTEIN, 7570 - *Thembela Natty*
166. Nicole-Ellen Mentor - 900418 0358 080 - 161 Tenth Avenue, RETREAT, 7945 - *Nattheerah*
167. Nokonwaba Njamela - 950524 0842 087 - 405 Marine Point, Lamp Road, South Beach, DURBAN, 4001 - *Antunisia Naledi*
168. Mbalenhle Gama - 980201 0207 082 - 6464 Dushane Street, DAVEYTON, 1520 - *Mbalenhle Mao*
169. Kgabo Aubrey Ramonyai - 750307 5744 082 - 2710 Bloodriver, SESHEGO, 0742 - *Motsoalle Aubrey*
170. Aya Mvula - 960814 0764 086 - Cenyu Village, STUTTERHEIM, 4930 - *Ayabulela*
171. Lona Mdutyana - 991108 5229 085 - 1835 Lionel Street, MARGATE, 4275 - *Lona Banoyolo*
172. Madimetsa Johannes Masoma - 760103 5965 084 - Glen Gowie, JANE FURSE, 1085 - *Matsobane Johannes*
173. Mbuyiseni Nicholas Madlala - 881230 5534 083 - Honeyville Area, PIETERMARITZBURG, 3201 - *Mlungisi*
174. Resego Motaung - 990501 0273 085 - 386 Block B, Letlhabile, BRITS, 0264 - *Resegofaditswe Blessing*
175. Johan Lebamang Tamane - 900403 5158 081 - 861 Kanana Location, ZASTRON, 9950 - *Samie*
176. Baqondeni Gladys Mchunu - 881019 0375 083 - 320232 Maxhosa Road, CATORIDGE, 3680 - *Baqondile Zakithi*
177. Solomon Mqina - 990602 5128 082 - 4787 Extesion 5, Kokosi Location, FOCHVILLE, 2515 - *Thabo Solomon*
178. Tsepo Sikhozana - 000126 5452 084 - No 5 Phase 1, Roosevelt, ALEXANDRA, 2090 - *Tshepo Moshaye Joseph*
179. Tshepo Mankoe - 000108 5477 089 - P O Box 1047, MPHABLELE, 0736 - *Tshepo Madidimale*
180. Thembinkosi Go - 740609 5909 083 - 08 Exolwini Street, Middelpoort, SAKDABGA, 7395 - *Thembinkosi Mantyisi*
181. Khutso Raymond Molemane - 970411 5472 084 - 20216 Nwaritsi Village, NEBO, 1059 - *Mabase Khutso Raymond*
182. Granny Makola - 890412 0738 088 - 4404 Asijiki Street, Windmill Park, BOKSBURG, 1459 - *Granny Lerato*

183. Ester Thabile Masondo - 841025 0466 086 - 15661 Kowankowa Street, Extension 5, TSAKANE, 1540 - *Thabile Pearl*
184. Baba Lebodi - 960416 5294 083 - 1218 Phase 3, Ligau & Baragwanath Street, DIEPKLOOF, 1864 - *Thoriso Baba*
185. Zanele Mgwili - 790131 0207 081 - 33 Carl Pape Street, BERLIN, 5660 - *Lusanda*
186. Ripfumelo Mikhari - 981202 0189 089 - Giyani Section D 1, House 335, GIYANI, 0826 - *Ripfumelo Loyrah*
187. Mzamo Excellent Mthembu - 870926 5675 080 - P O Box 4515, DURBAN, 4000 - *Joshua Samuel*
188. Phillistus Tshehla - 861210 0886 088 - Mohlarekoma, NEBO, 1059 - *Salome Shako*
189. Bongani Samuel Ndlovu - 880418 5328 082 - 117 Sipeti Street, VOSLOORUS, 1475 - *Thando Samuel*
190. Kgotsa Swafo - 950929 5651 088 - 10574 Winnie Mandela, Zone 4, TEMBISA, 1632 - *Kgotsa Maehlome*
191. Ramadimetja Molepo - 881006 0776 089 - 05216 Zabute Street, Extension 5, PIMVILLE, 1809 - *Ramadimetja Veracious*
192. Mabu Janet Bhengu - 751101 0500 089 - 09 Boundary Road, NORTHDAL, 3201 - *Busisiwe Janet*
193. Blessing Ngema - 830615 5962 080 - 27 Apula Place, MALUKAZI, 4066 - *Ntuthuko Blessing*
194. Moloto Dinah Mokobodi - 910419 0511 080 - House No 118, Molot Street, Marapong Location, LEPHALALE, 0556 - *Mapula*
195. Jeanett Hlatwayo - 960226 1007 086 - 10256 Khallambazo, MAMELODI EAST, 0122 - *Cornelia Jeanett*
196. Thabiso Heven Mokowe - 841110 5405 089 - House No 664, Diphale Section, SEFIKELE, 0370 - *Thabiso Heaven*
197. Bethuel Abinaar Radiokana - 850822 5670 086 - House No 292, Rogega Section, CHANENG, 0310 - *Thabo Bethuel Abinaar*
198. Onalenna Modise - 970427 5335 089 - Moreki Street, Unit 2, Lerato, LEHURUTSHE, 2880 - *Onalenna Jonathan*
199. Kgothatso Trevor Mfisa - 870812 5575 084 - 1448 Lebanon, MABOPANE, 0190 - *Rabelamane Simon*
200. Abram Dikobe Reamogetse Poane - 001006 5373 085 - 1156 19th Avenue, TLHABANE WEST, 0299 - *Reamogetse Abram Dikobe*
201. Lamonn Heynes - 940427 5200 082 - 11 2nd Gate Street, STRANDFONTEIN, 7785 - *Laeeg*
202. Sharné De Vries - 931115 0196 089 - 115 Tafelberg Lost City, MITCHELLS PLAIN, 7785 - *Shumeez*
203. Shanice Me'chay Cornelius - 930901 0509 087 - 20 Isabel Court, MANENBERG, 7764 - *Jehaan*
204. Terence Patrick Hartzenberg - 930708 5164 085 - 51 Waterberg Circle, Tafelsig, MITCHELLS PLAIN, 7785 - *Terence Toufeeq*
205. Anna Bamusi - 890607 0691 084 - 5038 Chochaba Street, VRYBURG, 8601 - *Anna Hamida*
206. Sankie Godfrey Motshwane - 850401 5607 081 - 1825 Dinnie Estate, BOSHFONTEIN, 0299 - *Sammy Godfrey*
207. Bongekile Bhoshoba - 950617 5681 086 - Welbadacht, CHATS WORTH, 4092 - *Nickylan Bongile*
208. Sylvania Willemina Imanuel - 950115 0034 088 - 46 Cathrin Street, TAFELSIG, 7785 - *Aaminah*
209. Ntokozo Ncwane - 960615 0853 088 - 52 Hopkins Street, The Hive Flat 14, YEOVILLE, 2198 - *Ntokozo Minenhle*
210. Shema Andries Kashungi - 940902 5269 089 - H308 Molokwane Streetimizamo Yethu, HOUT DAY, 7806 - *Sam Andries*
211. Kimisha Osman - 970120 0094 088 - 10 Crowfern Close, Unit 10, Redfern, PHOENIX, 4068 - *Ammarah*
212. Leticia Petersen - 941025 0730 084 - 760 Philemone Road, Capricorn, MURENBERG, 7945 - *Aaliyah Ayman*
213. Elliot Mziyanda Lamani - 781220 5781 082 - 12 Dikkop Street, EERSTERVIER, 7100 - *Mziyanda*
214. Progress Phetho Matshaba - 971029 0072 086 - Unit 1, The Willows, No 4 Duchesses Avenue, WINDSOR WEST, 2194 - *Tswelelopele Phetho*
215. Nomakhwezi Dlamini - 970910 5444 084 - Lilmon Location, UNDERBERG, 3251 - *Khulekani*
216. Maswazi Manana - 991212 5291 085 - 1003 Kensington 311 North Ridge Road, Morningside, DURBAN, 4001 - *Maswazi Matin*
217. John William Fortune - 990723 5252 084 - 52 Magda Street, KUILSRIVER, 7570 - *Faireez*
218. Bongisa Eleonorah Dywili - 710926 0637 089 - 23504 Mandela Park, KHAYELITSHA, 4784 - *Bongisa*
219. Thobani Mlanjeni - 000708 5676 083 - 51 Zandvliet Singel, KUILSRIVER, 7580 - *Thobani Likhona James*
220. Sheila Africa - 690913 0841 089 - 34 Amandel Street, BONTEHEUWEL, 7764 - *Shahieda*

221. Unathi Patient Magula - 900623 0013 086 - 90 Usutu Crescent, Delft, CAPE TOWN, 7100 - *Unathi*
222. Justice Magida - 781231 5213 083 - No 6 Cheshemba Street, Extension 4, MFULENI, 7100 - *Fuzile Justice*
223. Bahle Mjali - 980925 0537 086 - 7 Havelock Central, PORT ELIZABETH, 6001 - *Bahle Akazania*
224. Colbert Thamsanqa Velile Tshezi - 750309 5401 085 - Ncakubana Location, IXOPO, 3276 - *Thamsanqa Velile*
225. Gloria Welhemina Moeng - 760220 0597 082 - 1056 Block L, SOSHANGUVE, 0152 - *Gloria*
226. Hlupheka Maggy Mathebula - 650801 0717 086 - Stand No 745 B, THULAMAHASHE, 1365 - *Hlayiseka Maggy*
227. Sarel Mazibuko - 920905 5247 082 - 6978 Naledi, BETHLEHEM, 9700 - *Sabelo*
228. Lorraine Alphina Foster - 771223 0829 080 - 589 Rose Street, Heather Dale, AKASIA, 0182 - *Paul Lorraine Victoria*
229. Cinga Tshazibane - 980421 0737 082 - Ngede Area, CENTANE, 4980 - *Asive*
230. Auralia Molebogeng Mogashoa - 850812 0897 081 - 107 Mlalazi Street, Sun Valley, MAMELODI WEST, 0122 - *Molebogeng*
231. Kesetselemang Victoria Dihuis - 991121 0344 080 - House no B12, Kagung Village, KURUMAN, 8460 - *Kutlwisiso Victoria*
232. Alpheus Petrus Mohlala - 790203 5641 083 - 7544 A Tsiki Street, Zone 3, Diepkloof, SOWETO, 1864 - *Maremōse Alpheus*
233. Ephraim Fikile Mngomezulu - 930721 5235 086 - 3410 Extension 2, ERMELO, 2351 - *Ephraim Fikile Fezile*
234. Elisa Khubu - 870816 0470 084 - 1293 Ogorogile Street, MARUPING, 8460 - *Malebogo Elisa*
235. Thereska Rachel Petersen - 910329 0074 080 - 5 Eland Street, Kewtown, ATHLONE, 7764 - *Tasneem*
236. Dineo Chuckleny Stanley - 871008 0268 085 - 62958 Zone 16, SEBOKENG, 2169 - *Dineo*
237. Segal Maake - 950613 0774 083 - 6323 Extension 9, ALEXANDRA, 2090 - *Teriso Segal*
238. Chadwin Raymond De Klerk - 961010 5200 080 - 27 Flamingo Street, SEAWINDS, 7945 - *Tahier*
239. Sylvia Nkambule - 770817 0211 081 - 1 Palala Road, Wilropark Extension 5, ROODEPOORT, 1724 - *Tlhalefo Nhlanhla Sylvia*
240. Lizel Marilize Brey - 901111 0254 081 - 146 Wing Street, Hornlee, KNYSNA, 6570 - *Lizel Ilhaam*
241. Josephine Mathabo Bridgette Ndlovu - 800606 0515 086 - 25 Conduit Street, JOHANNESBURG, 2001 - *Mmathabo*
242. Nosibusiso Mbodi - 961029 0687 083 - 80 Andrew Street, Heather Park, EERSTERIVER, 7100 - *Nosibusiso Ayavuya*
243. Tosca Joseph - 931121 0055 085 - 7 Nordenfeldt Street, BELLVILLE, 7530 - *Eleanor*
244. Snethemba Zakueleni Xulu - 751025 5290 083 - 40 Evans Road, Milner Estate, EAST LONDON, 5201 - *Snethemba Lucky*
245. Maria Mazibuko - 891114 0540 089 - 7 Somerset Place, WITPOORTJIE, 1724 - *Mary Sphonono*
246. Pabalelo Jessica Mampa - 980510 0475 089 - 35 Mapeding Village, MASHASHANE, 0755 - *Sejabaledi Jessica*
247. Keshnee Sidambaram - 950618 0099 084 - 327 Silverglen Drive, Silverglen, CHATSWORTH, 4092 - *Anneline Keshnee*
248. Ramathabathe Emily Dzebu - 810808 0640 082 - 24 Willow Mist During Road, HONEYDEW MANOR, 2170 - *Thoko Emily*
249. Pumzile Ndika - 961010 0773 081 - Private Bag X7073, QUEENSTOWN, 5320 - *Luphawu Pumzile*
250. Nelly Mmankwe Mpe - 991219 0272 085 - Stand no 962, GA MOLEPO, 0700 - *Tinaka Gloria*
251. Nhlanhla Ntuthuko Sokhela - 790620 5484 083 - E 864, EZAKHENI, 3310 - *Clement Ntuthuko*
252. Venus Manganyi - 880928 0630 084 - 2042 Khumalo Street, THOKOZA, 1426 - *Amukelani Venus*
253. Tony Phindile Zwane - 930307 0131 080 - 8002 Masibambisane Street, Extension 8, IVORY PARK, 1685 - *Tholakele Phindile*
254. Jasson Elton Arries - 940408 5160 088 - 1470 Bessie Avenue, HOPEFIELD, 7355 - *Jason Elton*
255. Qiqi Kwelemthini - 980131 5445 082 - P O Box 146, QUMBU, 5180 - *Qiqi Monde*
256. Kgabo Josephine Masike - 830129 0375 082 - Boom Street, RUSTENBURG, 0300 - *Lindiwe Josephine*
257. Elsie Notsizie Phakedi - 750127 0684 087 - 3028 Phase Three, MERITING, 0301 - *Myledy Elsie*

258. Simon Monama - 980721 5654 087 - 488 Driefontein, SIYABUSWA, 0472 - *Simon Malesela*
259. Jafta Baloyi - 790913 5451 081 - 7557 Ife Street, Extension 16, WINDMILPARK, 2001 - *Jafta Skhemberi*
260. Sankie Charity Dlamini - 930906 0733 082 - 320 Alan's Place, 59 & 71 Esselen Street, SUNNYSIDE, 0100 - *Siphesihle Charity*
261. Lydia Mello - 860611 0516 081 - 728 Block T, SOSHANGUVE, 0152 - *Lebogang Lydia*
262. Bethuel Rapeu - 820821 5449 084 - 2989 Block B, MABOPANE, 0100 - *Bethuel Bhasir Goswami*
263. Tswakong Sterkman Lesufi - 860305 5847 084 - 31 Hamstede Flat, Steve Biko & Justice Mohammed Street, Sunnyside, PRETORIA, 0001 - *Mphela Sterkman*
264. Mapula Albertin Thema - 940912 0730 084 - F 22 B Village, SAULSVILLE, 0125 - *Relebogile Mapula*
265. Akhona Matshaya - 000309 5384 081 - G 78 Sub 5, KWA DABEKA, 3610 - *Akhona Prince*
266. Zanele MaryJane Mahlangu - 780123 0456 083 - 263 Block 2, ODENDAALSRUS, 9483 - *Zanele Elizabeth*
267. Barbara Nqabeni - 840203 0396 089 - 71 Pietermaritz Street, PIETERMARITZBURG, 3200 - *Nokulinda Barbara*
268. Phiwokuhle Ngwenya - 921119 0650 089 - 102 Bonaero Drive, KEMPTON PARK, 1619 - *Phiwokuhle Nompumelelo*
269. Elias Simphiwe Sithole - 800630 5357 088 - 404 Bricksfield, Newtown, JOHANNESBURG, 2001 - *Simphiwe*
270. Baltimore Mongale - 870815 5350 085 - 2899 Louist Street, Extension 73, Amandasig, PRETORIA, 0001 - *Thapelo*
271. Victor Masie Maleka - 820827 5875 087 - 489 Oupa Moeti Street, Emfuyanemi Section, TEMBISA, 1632 - *Victor Masiye*
272. Jane Matsane - 940112 0900 080 - 11916 Khayan Crescent, Extension 13, LENASIA, 1827 - *Jane Da'Sandra*
273. Innocentia Mhlongo - 580303 0862 082 - 5471 B Ingwe Street, SOWETO, 1717 - *Busisiwe Joyce*
274. Welcome Gcwalisile Mnyandu - 920712 0843 083 - 547 Letsatsi Street, Orlando East, SOWETO, 1717 - *Welile Gugu*
275. Ndivhuwo Makhuba - 951022 5092 088 - 1979 A 50, Zone 9, MEADOWLANDS, 1852 - *Lesley Ndivhuwo*
276. Florah Landeleni Ndlovu - 810129 0356 086 - 490801 Moscow, EDENDALE, 3217 - *Florah Langelihle*
277. Mmatlala Lenah Moyambo - 911002 0870 083 - 368 Block XX, SOSHANGUVE, 0152 - *Omontle Lenah*
278. Ramolwetji Sylvia Komane - 800228 0660 083 - 868 / 13 Tiamatia, Extension 4, TEMBISA, 1632 - *Shehleng Sylvia*
279. Ursula Nomachina Siswana - 880813 0308 081 - 24 Ntsiyani Street, Ilitha Park, KHAYELITSHA, 7784 - *Asimise*
280. Thivhafhuni Norman Ndou - 970125 5799 086 - Stand no 1249, CHAVANI, 0900 - *Prince Cosmo*
281. Tsundzukani Marcella Nkuna - 930709 0654 088 - Stand no 3133 A, GIYANI, 0826 - *Marcella*
282. Lawrence Themba Mashego - 900129 5786 080 - 08 Foskor, NAMAAGALE, 1391 - *Lawrence*
283. Gabane Clement Kgaditse - 860402 5699 084 - Maswananeng, LEBOWAKGOMO, 1060 - *Seulaule Clement*
284. Zakithi Aster Dlamini - 910120 0284 088 - 16496 Umakiti Street, Extension 26, VOSLOORUS, 1475 - *Zakithi Kim*
285. Jamshid Ravi Fleetwood - 901119 5310 089 - 29 Kamferbos Street, Brackendowns, ALBERTON, 1451 - *Adam*
286. Matome Heartwell Lekoloana - 760816 5444 087 - 407 Graaff Avenue, 235 Pebble Falls, BOKSBURG, 1459 - *Matome*
287. Tshegofatso Molelekeng - 921104 0612 081 - 84 Augusta, 16 Malbeth Avenue, FOURWAYS, 2191 - *Magdalene Tshego*
288. Nthabiseng Maphoso - 930930 0432 081 - 85 Sofasonke, Klipgat B, MABOPANE, 0200 - *Nthabiseng Lesedi*
289. Zamanguni Lauraine Makhanya - 890707 0433 089 - 291 Signal Hill, PIETERMARITZBURG, 3200 - *Yabo Zamanguni*
290. Trevino Gopal - 920318 5106 086 - 8 Hadden Place, HILLARY, 4094 - *Jitryu Trevino*
291. Alison Stassen - 961022 0387 085 - 698 Tuinplaas Street, FAERIE GLEN, 0081 - *Sentaché Alissa*
292. Zacharia Lucky Khati - 750521 5033 086 - 2185 Dubazana Street, Rusloo, VOSLOORUS, 1475 - *Zach Lucky*
293. Anesibabalo Centane - 941006 5876 080 - 29 Bambalaza Street, Steve Tshwane Village, MOTHERWELL, 6211 - *Anesibabalo Ayanda Junior*
294. Boitumelo Lydia Nkwatse - 831216 0893 088 - 6441 – 9 Extension, ALEXANDRA, 2090 - *Lydia Mankaleme*

295. Jabulile Goodness Khumalo - 990324 0870 085 - W 636, UMLAZI, 4001 - *Thembela*
296. Sesi Happy Mazibuko - 940118 0738 081 - 1039 Mkhize Stand, OSIZWENI, 2952 - *Nombuso Happy*
297. Rebecca Tsakani Shendelani - 770321 0335 081 - 15837 Ngunu Street, MAMELODI EAST, 0122 - *Jeremiah*
298. Ntombizonko Nogemane - 900704 0417 087 - 7504 Peterson Street, HOUTBAY, 7806 - *Zonke*
299. Tracena Anesh Ramanundh - 970723 0352 081 - 01 Foresthaven Drive, PHOENIX, 4068 - *Tracena*
300. Bridget Malapane Namane - 841116 0516 085 - E 7 Botshabelo, TLADISTAD, 0439 - *Bridget Lesego*
301. Kamogelo Gladwin Matjila - 890709 5660 088 - House no 290, Phake Thabeng, PHAKETHABENG, 0432 - *Matshela Kamogelo Gladwin*
302. Tagishi Saul Makgatholela - 820209 5802 082 - 23585 Extension 4, MAMELODI, 0100 - *Leshwahla Meetlwa Saul*
303. Malele Francinah Sithole - 000304 0179 081 - 6233 Zone 4, DIEPKLOOF, 1864 - *Lerato Malele*
304. Dlokwahe Ngobese - 890406 5794 088 - 601 Jabula Road, KWAMASHU, 4020 - *Dlokwahe Bhokizwi*
305. Justina Lilahloane Mateisi - 720620 0894 083 - 15137 Stilte Park, Meloding, VIRGINIA, 9430 - *Justina Lahliwe*
306. Molebatsi Ditsepu - 000807 0426 088 - 38383 Extension 18, 98 Ben Ngalo Crescent, MAMELODI EAST, 0122 - *Molebatsi Makganyane*
307. Lesoko Keith Sathekge - 810422 5472 085 - 1949 Umsenge Street, Extension 13, OLIEVENHOUTBOSCH, 0187 - *Leshoko Keith*
308. Babalo Samuel Manjo - 000410 5641 080 - Maohubela Area, LADY FRERE, 5410 - *Lubabalo Samuel*
309. Annah Zondi Aphane - 721113 0186 089 - 3890 Section 1, EKANGALA, 1021 - *Annah Nomthandazo*
310. Sonnal Singh - 970130 0669 086 - 22 Mary Street, IXOPO, 3276 - *Sonnali*
311. Molatlhegi Isak Mashaba - 960319 5532 082 - Block C, LETLHABILE, 3264 - *Mpho Isak*
312. Siyabonga Ndaba - 990711 5631 084 - 060141 Gede Road, Shongweni Dam, HILLCREST, 3610 - *Siyabonga Irvin*
313. Jessica Madzonga - 970224 5589 082 - 233 Venda, MUTALE, 0956 - *Phumudzo Justice*
314. Ayavuya Lovey Genu - 941114 5036 083 - 41 Geranium Road, Montclair, MITCHELLS PLAIN, 7785 - *Ayavuya*
315. Shumoné Madelene Herbert - 941027 0162 086 - 147 St Patrick Avenue, Hill View, SEAWINDS, 7945 - *Maliekah*
316. Johanna Mahlangu - 910830 0295 088 - 2863 Hammanskraal, TEMBA, 0118 - *Joey Kamogelo*
317. Nkosinathi Peter Nhlapo - 911125 5819 084 - 6743 Extension 3, MOLELEKI, KATLEHONG, 1401 - *Vusimuzi Nkosinathi*
318. Jokobina Portia Hlongoane - 970915 0784 087 - 10211 Extension 8, BETHLEHEM, 9701 - *Portia*
319. Mompe Mavis Molise - 910412 0405 080 - 2721 K Section, BOTSHABELO, 9781 - *Mampe Mavis*
320. Dorcas Pitso - 810727 0804 086 - 5188 Block E, HEBRON, 0193 - *Lebogang Dorcas*
321. Egnatia Dimakatso Setoaba - 791019 0242 084 - House no 14071, Extension 27, OLIEVENHOUTBOSCH, 0175 - *Melita Dimakatso*
322. Anneline Motlalepule Metsing - 920109 0440 087 - 11502 Phase 5, BLOEMFONTEIN, 9300 - *Anneline Nthabeleng*
323. Maria Mokgosi - 990306 0451 081 - 128 B Kruisriver Location, ZEERUST, 2865 - *Kelebogile Maria*
324. Xakiwe Jeanett Kama - 850115 0600 087 - 1766 Moalosi Street, BULTFONTEIN, 9670 - *Thulisile Jeanett*
325. Sinegugu Ngquseka - 810924 0455 080 - Ntsimbini Area, Esitofini Dityini Location, BIZANA, 4800 - *Sinegugu Phumla*
326. Sinoyolo Nogaya - 960223 6056 085 - Ndakeni Location, BIZANA, 4800 - *Athanathi Sinoyolo*
327. Asiphe Hendrick - 940223 5612 081 - Plot 0130, M 39 Road, ROOIWAL, 0017 - *Asiphe Ndimzukise*
328. Nokulunga Carol Mamane - 760324 0352 082 - Njamazane, PIETERMARITZBURG, 3200 - *Nokulunga Elizabeth*
329. Maxwell Mesuli Mhlanga - 870708 5473 082 - 110 C Sabelo Street, Zone 5, MEADOWLANDS, 1852 - *Mduduzi Maxwell Mesuli*
330. Katleho Victor Ramotsabi - 890726 5312 080 - 282 Crescendo Complex, 2 Wagner Avenue, Sagewood Extension 18, MIDRAND, 1687 - *Katleho*
331. Magdeline Maeti Matete - 821209 0595 086 - 10 Vuurblom Street, WESTONARIA, 1779 - *Grace*
332. Elizabeth Ntuki Ntlhoro - 950209 0499 084 - 4166 Zone 3, GA-RANKUWA, 0201 - *Lesego*

333. Tholinhlanhla Million Mkhize - 840121 5240 088 - Jolvet, UMZINTO, 4200 - *Tholinhlanhla*
334. Nkosikhona Gojela Mafuleka - 860215 5411 080 - Plot 16, JOZINI, 3969 - *Nkosikhona Siduduzo*
335. Thabiso Innocent Baithei - 930321 5721 084 - Promiseland Village, KURUMAN, 8460 - *Thabiso*
336. Ndifelani Lawrence Madzhie - 740315 6565 086 - 361 Leyds Street, 303 Kiowa, SUNNYSIDE, 0182 - *Nazarene Lawrence*
337. Zinhle Khumalo - 960705 1043 084 - F 1343 Magwaza Road, KWA MASHU, 4360 - *Ayanda Nontwenhle*
338. Resego Marumo - 990215 0378 089 - 911615 Dladla Street, ZEERUST, 2865 - *Resego Keamogetswe*
339. Madipula Innocentia Bakaile - 970308 0464 084 - 734 E Manthe, TAUNG, 8584 - *Malebogo Innocentia*
340. Anthy Nomane - 990809 0727 087 - 1430 Itumeleng Location, JAGERSFONTEIN, 9974 - *Anathi*
341. Bongubuhle Derrick Ngubane - 790417 5390 083 - Mpande Location, PIETERMARITZBURG, 3200 - *Bongubuhle Phillip*
342. Xolani Collen Mzobe - 801101 5752 081 - House no 2905, OSIZWENI, 2952 - *Magasela*
343. Thewner Blunche Motsosi - 810515 0552 080 - 1230 Acorn Close, Irene Farm, IRENE, 0140 - *Tewner Blanche*
344. Lehlohonolo Sylvesta Mokwena - 920525 5816 080 - 10 Genesis, 69 Maxwell Street, KEMPTON PARK, 1620 - *Lehlohonolo*
345. Tsepo Bigman Dikgwele - 940908 5252 082 - Morolong Section, Madibogo, MAFIKENG, 2745 - *Tshepiso*
346. Dazry Loti Lamola - 990309 0488 087 - 2368 Winnie Mandela, Zone 10, TEMBISA, 1632 - *Dazry Relotegile*
347. Isaya Giggis Ngobeni - 790613 5823 087 - 682 Seotlane Section, TEMBISA, 1632 - *Isaiah Josaya*
348. Rosina Kedibone Mapheto - 790425 0295 082 - 2400 Oasis Security Estate, 83 Pyp Avenue, Extension 74, KEMPTON PARK, 1620 - *Kedirose*
349. Albertinah Noxolo Mkabela - 920718 0441 083 - 68 Roslin Street, Sydenham, JOHANNESBURG, 2001 - *Tina Noxolo*
350. Ntombifuthi Zodwa Nene - 830714 0431 082 - Ofafa Location, IXOPO, 3278 - *Ntombifuthi Felicia*
351. Matholandile Harold Kotelana - 960207 5270 086 - Ngubo Location, MATATIELE, 4730 - *Anele Matholandile Harold*
352. Xoliswa Cynthia Thonga-Nqevu - 741025 0645 086 - Block 32, Room 57, Lwandle Hostel, STRAND, 7140 - *Xoliswa*
353. Wayne Johnson - 901107 5156 081 - 77 Orion Road, Surrey Estate, WYNBERG, 7824 - *Wafeeq*
354. Ethel Khotatso Ntsonk - 940121 0130 085 - 170 Moseja Section, HEBRON, 0193 - *Kgothatso Didintle Ethel*
355. Friend Baloyi - 910306 5997 085 - 113 Holland Street, Eduand Park, POLOKWANE, 0699 - *Shaun Friend*
356. Matsobane Valley Masoma - 810915 5824 080 - New Stand, GLEN COWIE, 1061 - *Ngokoane Valley*
357. Pelly Malaka - 900918 0619 084 - Kgautswane, MAKGWARENG, 1050 - *Pelly Ngwanadipholo*
358. Nobuhle Nanakie Master Magagula - 830505 0981 088 - P O Box 10357, NEBO, 1059 - *Nobuhle Nanakie*
359. Puseletso Martin Molekwane - 850214 5419 088 - Seshego, POLOKWANE, 0700 - *Tlou*

DEPARTMENT OF HOME AFFAIRS

NO. 1270

23 NOVEMBER 2018

ALTERATION OF SURNAMES IN TERMS OF SECTION 26 OF THE BIRTHS AND DEATHS REGISTRATION ACT, 1992 (ACT NO. 51 OF 1992)

The Director-General has authorized the following persons to assume the surnames printed in *italics*:

1. Zwanga Mamoliki - 970103 5604 085 - Ramavhoya, DZANANI, 0955 - *Maiwashe*
2. Nomsa Anna Ranoto - 590617 0553 088 - 38-07 Avenue, ALEXANDRA, 2090 - *Ngwenya*
3. Koketso Ephraim Mataboge - 890306 5919 083 - 1037 Block G, SOSHANGUVE, 0152 - *Bogale*
4. Tsiyetso Johannes Mtswenini - 851108 5421 087 - 26285 Extension 25, EMBALENHLE, 2285 - *Motsoeneng*
5. Harrison Kabelo Nzama - 761221 5702 080 - A 799 Zone 5, MEADOWLANDS, 1852 - *Motswadi*
6. Tetelo Nare Malemela - 970110 5800 084 - 995 Zone 3, SESHEGO, 0742 - *Semone*
7. Omphile Dominique Sehunoe - 970104 0069 084 - 9 Sandlewood Street, Geelhoutpark, Extension 6, RUSTENBURG, 0299 - *Peters*
8. Confidence Puseletso Mapatha - 961214 6200 087 - P O Box 832, RAMOKGOPA, 0811 - *Ramusi*
9. Tumelo Walter Seloma - 911217 5345 085 - 3947 Extension 4, THUBELIHLE, 2271 - *Nkgadima*
10. Rarang Sophy Malemela - 920811 0584 083 - Stand No 1809, GA-THOKA, 0100 - *Matlakala*
11. Monde Matiwane - 900319 5657 080 - 64613 Kulati Street, KWA ZAKHELE, 6201 - *Simakuhle*
12. Loyiso Zidepa - 900325 5188 083 - 39 Rixana Street, KWANOBUHLE, 6242 - *Ralo*
13. Ngelethu Pretty Twala - 900831 0222 082 - 34 Heine Road, Combarby East, JOHANNESBURG, 2090 - *Mdlozini*
14. Thabisa Ncumani - 901031 0610 084 - 132 Nu 1, MDANTSANE, 5219 - *Mfundisi*
15. Motsatsi Elizabeth Mohlapamaswi - 910828 1158 081 - 15077 Extension 76, POLOKWANE, 0700 - *Moloto*
16. Matshediso Evodia Mabotja - 980204 1160 086 - 46 Dark Queen Street, KLERKSDORP, 2571 - *Moremi*
17. Tlou Phina Moabelo - 980613 0918 080 - P O Box 251, JUNO, 0748 - *Mohlake*
18. Lovemore Tebatso Rachelapa - 990513 5803 089 - 1267 New Stand, DENDRON, 0715 - *Chepape*
19. Tshepo Abel Matlabe - 990205 5041 089 - 8 Fairway Crescent, Robin Park, RANDFONTEIN, 1759 - *Tlharipe*
20. Jabulani Vincent Dladla - 801028 5434 081 - 45 Keeraph Road, ISIPINGO RAIL, 4133 - *Mbele*
21. Koketso Lucky Rabohlale - 940224 0858 083 - 1787 Khutjo Street, Zone 1, MAHWELERENG, 0626 - *Ngoato*
22. Thuliswa Mkhize - 940216 5787 085 - 114 Silverwillow, MORNINGSIDE, 4001 - *Hlatshwayo*
23. Retshepile Dingalibala - 990907 1494 085 - 3113 Dzihuhu Street, Xola Naledi, GRABOUW, 7160 - *Thantsi*
24. Sikelela Macebo - 981025 5400 080 - Ncise Area, UMTATA, 5100 - *Bawuti*
25. Malibongwe Rescious Gumede - 950404 5262 088 - Mission Area, NDWEDWE, 4342 - *Khuluse*
26. Emmah Maphanga - 980330 0969 084 - Coromenaal, LYDENBURG, 1120 - *Tonga*
27. Ayanda Sikhosana - 991102 5811 083 - Ntambanana Area, EMPANGENI, 3880 - *Zimu*
28. Maggie Bonanie Mashiane - 811104 0779 081 - 25 Ntjapedi, ATTERIDGEVILLE, 0005 - *Malungane*
29. Ishmael Maketa Oarabile Mpete - 820927 5401 080 - House No 78, Sapphire Street, NORTHAM, 0360 - *Maunze*
30. Neo Makhondo - 971121 5257 083 - 297 Kgabalatsane, BRITS, 0250 - *Modisenyane*

31. Patronica Mkhwanazi - 950517 0460 082 - Tukakgomo, STEELPOORT, 1100 - *Hlatshwayo*
32. Albert Machinini - 860224 5597 088 - 1874 Maboloka, Checkers Section, BRITS, 0197 - *Phakathi*
33. Jay-Jay Geldenhuys - 950524 5209 084 - 3 Kalahari Street, DEBEN, 8463 - *Terblanche*
34. Aobakwe Puseletso Diokana - 961126 0242 081 - 20 Matshwane Street, TLHABANE WEST, 0300 - *Mokhali*
35. Thabo Mogoane - 910123 5476 089 - Stand No 427, BOEKENHOUTKLOOF, 0458 - *Maredi*
36. Pearl Phindile Mthembu - 940131 0377 081 - Ward 26, GAMALAKHE, 4249 - *Mbili*
37. Thabang Moale - 900111 5581 083 - 701 Masoleng Street, Wattville, BENONI, 1501 - *Mlangeni*
38. Tumelo Trevor Phaswane - 880409 5310 089 - 72 Maserumula Street, Saulsville, PRETORIA, 0001 - *Sebesho*
39. Odirile Kago Seleke - 951117 5350 088 - 3124 U Extension, MABOPANE, 0190 - *Kumba*
40. Jenaide Raker - 960315 5206 081 - 33 Benona Road, CRAWFORD, 7780 - *Witten*
41. Nkosana Edwin Moloi - 890412 5975 081 - 15972 Extension 4, ORANGE FARM, 1841 - *Radebe*
42. Phindile Gcabashe - 680622 0533 081 - 12 Riverside Road, KWA DUKUZA, 4450 - *Mbatha*
43. Nonkululeko Bulose - 980616 0333 085 - Ntamalala, NKANDLA, 3855 - *Khanyile*
44. Hendrik Frederik Du Plessis - 740902 5230 083 - 740 Moot Street, DASPOORT, 0082 - *Masser*
45. Ingrid Lochrenberg - 640719 0086 083 - 3 Hilton Road, Mowbray, CAPE TOWN, 7700 - *Oberholster*
46. Amos Xolani Nkwahla - 801225 6229 086 - Eskom No 1047, Fairbreeze, DANNHAUSER, 3080 - *Zwane*
47. Tshegofatso Tebogo Ludwick Matlala - 901228 6008 087 - Stand No 447, Main Road, Makobe Village, POLOKWANE, 0700 - *Seabi*
48. April Sello Sethetha - 901116 5657 089 - 3573 Freedom Square, BLOEMFONTEIN, 9300 - *Molantoa*
49. Ashraf Andrews - 990213 5321 089 - 4 Anesta Avenue, DELFT, 7100 - *Erasmus*
50. Alike Kirsten Lump - 960927 0208 084 - 7 Golders Green Road, Woodstock, CAPE TOWN, 7925 - *Meyerkort*
51. Puleng Valentia Frida Rakhella - 991222 0254 087 - 1507 Gelukwaarts, KROONSTAD, 9499 - *Monare*
52. Meshack Tsebe - 810317 5415 086 - 7 Jubilee Street, KEMPTON PARK, 1619 - *Mokhini*
53. Amogelang Thato Edwison Murovhi - 000118 5589 080 - 38 Basuin Crescent, PRETORIA, 0001 - *Hangwane*
54. Franklin Tshepo Mabunela - 940318 5791 081 - 23 Middleburg Street, MACHADODORP, 1170 - *Tau*
55. Jabulani Ernest Mkhize - 800126 5514 083 - R 349 Drivus Mtshau, DURBAN, 4001 - *Luthuli*
56. Confidence Matshidiso Pooe - 930306 0585 089 - No 978, Block E, HEBRON, 0201 - *Mashao*
57. Thabang Comfort Moabelo - 980903 5860 084 - 10577 Ga-Molewane, MOKOPANE, 0610 - *Phihlela*
58. Thandeka Phumla Mkhize - 930217 1145 080 - 22 Bululu Road, MOLWENI, 3652 - *Mazibuko*
59. Lebogang Sibiya - 921030 0536 089 - 11815 Block X, MABOPANE, 0190 - *Maloba*
60. Siyanda Khumalo - 970902 5885 085 - 3826 Phola Place, CHESTERVILLE, 4091 - *Ngobese*
61. Aphiwe Maswana - 980406 5593 085 - 5 Chapel Street, GRAHAMSTOWN, 6139 - *Meyers*
62. Asanda Maswana - 991220 0402 086 - 5 Chapel Street, GRAHAMSTOWN, 6139 - *Meyers*
63. Sibusiso Mdluli - 880401 5096 081 - 11593 Mbathane Street, EMAPHUPHENI, 1520 - *Khumalo*
64. Justin Dane Kagiso Ngobeni - 950214 5382 087 - 931 Klipgat, MABOPANE, 0100 - *Malapane*

65. Thabang Abel Ndhlela - 940528 5318 087 - 14394 Extension 75, POLOKWANE, 0699 - *Manganyi*
66. Thabang Esrom Ramela - 880730 5357 089 - 658 Block B, LETLHABILE, 0264 - *Poo*
67. Sabelwe Xola Mazibuko - 920827 5477 081 - 148 Center Point, BOKSBURG, 2200 - *Vilakazi*
68. Amogelang Michael Gopane - 920527 5744 080 - Unit 402, Station Lofts, 89 Loveday Street, JOHANNESBURG, 2001 - *Leotwane*
69. Ntombifuthi Cathrine Vundla - 830423 0446 088 - 2193 Extension 20, EMBALENHLE, 2285 - *Bongwe*
70. Ramadimetja Jacquelin Mafafo - 930122 0477 080 - P O Box 352, GA-MAHOAI, 0793 - *Langa*
71. Sammy Mokobe - 950517 5739 084 - Stand No 1160, Kwa-Kwa, WINTERVELDT, 0118 - *Kwakwa*
72. Ntombifikile Nosipho Mzobe - 980818 0719 087 - Ward 7, DUDUZA, 4200 - *Cele*
73. Patrick John Vena - 950121 5310 085 - 1008 Motsumi Street, Kgotsong, BOTHAVILLE, 9660 - *Tolbard*
74. Thinko Clement Baloi - 790823 5633 085 - Private Bag X9040, BURGERSFORT, 1150 - *Hlongwa*
75. Keamogetswe Kevin Mokhine - 940313 5826 086 - 2030 Mota Street, ORLANDO EAST, 1717 - *Mkhize*
76. Sibongiseni Isaac Mfeka - 970613 5301 086 - P O Box 10872, UMZINTO, 4200 - *Hlengwa*
77. Benjamin Tsubiyani - 990407 5546 089 - Sibi Area, MATATIELE, 4730 - *Tsoebeane*
78. Mondli Handsome Msomi - 960919 5887 087 - Unit 71416, INANDA, 4310 - *Mkhwanazi*
79. Thabiso Scott - 000113 5578 084 - 21 Hopewell Road, CATO MANOR, 4400 - *Tshabalala*
80. Moses Moloi - 980423 5808 082 - 14 Sultan Street, Unigray, GERMISTON, 1400 - *Akhidenor*
81. Sabelo Ndawonde - 980625 5893 084 - Msamo Area, MUDEN, 3251 - *Ndlovu*
82. Makhosonke Nkos'inathi Ndhlovu - 840824 5839 086 - Private Bag X1008, WHITE RIVER, 1240 - *Themba*
83. Alex Sekopamotse Kopelwa - 481124 5612 086 - House No 3537, Phatsima Section, PAMPIERSTAD, 8566 - *Wanyane*
84. Nonhlanhla Betty Mamba - 960401 0845 089 - Stand No 106, KABOKWENI, 1245 - *Manyike*
85. Thanduxolo Dlamini - 000523 5277 083 - 15 Alexander Avenue, KLOOF, 3610 - *Ndlovu*
86. Vumile Tshezi - 000419 0761 082 - Othulini Area, MSINGA, 7300 - *Khanyile*
87. Mojalefa Napoleon Tshaela - 740121 5369 086 - 14842 Extension 11, SOSHANGUVE, 0152 - *Mokoena*
88. Sabelo Andrew Mabena - 820505 5653 080 - 152 Rounehoff, Vos Street, SUNNYSIDE, 0002 - *Mokoena*
89. Ajaysingh Chatsingh - 620822 5270 084 - 92 Munro Drive, Reservoir Hills, DURBAN, 4002 - *Singh*
90. Sindiswa Mbanda - 980214 0115 080 - C 527, Jilo Road, DURBAN, 4020 - *Chamane*
91. Nothando Zondi - 980330 0337 084 - H 1215 Buhlebesizwe Road, KWA MASHU, 4360 - *Mdletshe*
92. Zamokwakhe Nyuswa - 990714 5312 085 - Mgobhozini Area, UMZINTO, 4100 - *Mngadi*
93. Lerato Memela - 980126 5700 080 - Nkanyezini Location, MURCHISON, 4200 - *Ngcobo*
94. Phuluso Matamela - 990731 0206 088 - Stand No 730, MAKHADO, 0920 - *Mashavhathanga*
95. Sisanda Mthabisi Mbhele - 000509 5610 084 - Dumise Area, UMZINTO, 4200 - *Dlamini*
96. Ziyanda Mayitshe - 980115 0790 089 - P O Box 328, EAST LONDON, 5201 - *Singashe*
97. Kleinbooi Siillo Masango - 710603 5968 088 - Portion 39, Kameelkraal, BRONKHORSTSPRUIT, 1020 - *Jiyana*
98. Sandile Osborne Nzimande - 730830 5689 085 - F 308 Bhungane Road, KWA MASHU, 4360 - *Khumalo*

99. Mafa Hendrik Mtimkulu - 750108 5748 085 - 40 Theoron Street, KROONSTAD, 9500 - *Velakazi*
100. Olehile Lesley Gaebepe - 671227 5862 088 - Bothithong Village, KURUMAN, 8460 - *Kgarane*
101. Witness Simon Gama - 680201 5530 085 - 6153 Kanyamazane, NELSPRUIT, 1214 - *Dhlamini*
102. Jerry Malesela Maphanga - 670508 5337 085 - 3395 Section D, EKANGALA, 0500 - *Maphanga-Leso*
103. Christopher Seamelo - 920626 5879 084 - Magogong Village, TAUNG, 8575 - *Segosapelo*
104. Njabulo Braveman Nyaba - 980813 5946 082 - 101137 Amatata Area, INANDA, 4309 - *Shangase*
105. Abigail Amber October - 990917 0481 082 - 4 Steak Road, BONTEHEUWEL, 7764 - *Calvin*
106. Kufanelesibonge Kubheka - 990908 5442 088 - 4932 Gwalangwala Street, VLAKFONTEIN, 1963 - *Mchunu*
107. Moeketsi Edwin Monokwane - 651031 5600 082 - 269 Somerspot, ZAMDELA, 1949 - *Moeketsi*
108. Sabelo Reginald Gwamanda - 911201 5894 086 - Shongweni Dam, DURBAN, 4001 - *Ntinga*
109. Mduduzi Collen Nkosi - 910121 5717 080 - 1650 Top Centre, Ntjakastad, ELUKWATINI, 1193 - *Msibi*
110. Mpho Peter Morudi - 840612 5698 085 - 21190 Buffer Zone, MAMELODI EAST, 0122 - *Mohlokoane*
111. William Letsoalo - 830204 5634 088 - House No A 0266, REBONE, 0617 - *Ramolobeng*
112. Kagiso Serero Molebaloa - 930730 5384 083 - 3 Blinkkool Street, ONVERWACHT, 0557 - *Mononyane*
113. Kabelo Leon Mpyatona - 890216 5548 081 - 99 Eloff Street, Unit 215, JOHANNESBURG, 2001 - *Mothoa*
114. Wiseman Nhlahla Mpanza - 820430 5489 080 - H 2 – 3954, Nhloboshiyane Street, ESIKHAWINI, 3887 - *Nxumalo*
115. Bongani Mgwanazi - 000506 5024 084 - 2218 Block B, Extension 2, LETLHABILE, 0264 - *Mkhwanazi*
116. Bongumusa Phumlani Nxele - 000120 6024 083 - Chief Location, MPOPHAMENI, 3291 - *Ndlovu*
117. Khanyisile Lungile Nxumalo - 000303 0857 084 - Mbizimsele Reserve, GINGINDLOVU, 3860 - *Tembe*
118. Maleho Louis Lebesane - 771115 5415 081 - 286 Mamahabane, VENTERSBURG, 9450 - *Mthunzi*
119. Talleyrand Victor Sihlangu - 740211 5501 083 - 674 Tarentaal Avenue, Vakansiedorp, HAZYVIEW, 1242 - *Mahlangu*
120. Jafta Marebane - 800630 5352 089 - 3287 Extension 1, HLALAMIKAHLE, 0100 - *Mosoma*
121. Buhle Sondlo - 990413 5704 082 - 628 New Rest, GUGULETHU, 7750 - *Jongile*
122. Dan Jelane Manyoni - 910809 5432 086 - Stand No 236, DENNILTON, 0458 - *Mtsweni*
123. Precious Lerato Gontse - 930524 0647 085 - Setlhwathloe, SETLAGOLE, 2773 - *Molefe*
124. Selinah Hadebe - 990104 0133 084 - 1126 Thola Section, Mokwallo, VREDEFORT, 9595 - *Mpheqeke*
125. Florence Maditaba Hadebe - 970411 0692 082 - 1126 Thola Section, Mokwallo, VREDEFORT, 9595 - *Mpheqeke*
126. Muziwandile Mncube - 851118 5403 084 - No 25 Harmonx Drive, WYEBANK, 3600 - *Mchunu*
127. Tshepiso Mashau - 960416 0725 081 - 5721 Appolo Crescent, Extension 23, Rondebult, GERMISTON, 1401 - *Makaleng*
128. Dom Amos Ndlovu - 700410 5363 084 - Stand No 9758, Extension 16, LESLIE, 2265 - *Mazibuko*
129. Riley Adlai Liam Reddy - 980115 5067 087 - 37 Peperboom Avenue, RANDPARK RIDGE, 2619 - *Thompson*
130. Sipho Nhlapo - 920914 5735 088 - 4850 Zone 6, Zonkiziwe, KATLEHONG, 1431 - *Khumalo*
131. Kwenzekile Jan Dodovu - 870917 5627 080 - 14580 Extension 13, JOUBERTON, 2574 - *Diphoko*
132. Joshua Fanyana Nyembe - 840514 5711 084 - 7 Flame Lily, Roodekrans, ROODEPOORT, 1700 - *Khanyile*

133. Jacob Busang Majatladi - 950107 5396 083 - 4678 Extension 4, SOSHANGUVE, 0152 - *Hlaabye*
134. Shellina Mahlatse Gumbu - 871125 0599 085 - 54 Mohlabane, SAULSVILLE, 0100 - *Nkuna*
135. Betty Mnisi - 930921 0965 089 - 3227 Block, STINKWATER, 0400 - *Sithole*
136. Simon Karabo Mokwena - 000630 5454 081 - Meloding Section, GA-KGAPANE, 0835 - *Mohale*
137. Esau Kenneth Khoza - 761111 5660 083 - Stand No 1117, BOSCHFONTEIN, 1335 - *Fakude*
138. Kholofelo Maake - 901231 5846 085 - Mhlakong, BOLOBEDU, 0800 - *Kobela*
139. Juvan Shannon Van Wyk - 920612 5229 082 - 481 Kelda Avenue, Eersterus, PRETORIA, 0001 - *Japhta*
140. Lindokuhle Dipolelo Chaba - 000702 0572 082 - 6 Makhosionke Street, Lotus Gardens, PRETORIA, 0006 - *Ngobeni*
141. Nomfundo Angelique Madikezela - 991211 0329 080 - 1276 – 23rd Avenue, CLERMONT, 3602 - *Zungu*
142. Fikile Nothando Mkhize - 990125 0823 085 - Ophondweni Area, MTUBATUBA, 3935 - *Mfekayi*
143. Siphesihle Nkululeko Mhlongo - 000711 5565 082 - G 1254, Ntuzuma Simamura Road, KWA MASHU, 4359 - *Magubane*
144. Siyabonga Imran Prince Masondo - 000511 5264 086 - Kwavulingqondo Area, KWADUKUZA, 4450 - *Milase*
145. Nicolas Tshepho Mahlangu - 970622 5832 081 - Doornkop, MIDDELBURG, 1050 - *Makofana*
146. Gugulethu Ndinolela - 970103 5897 085 - A 11, 337 Mlazi, DURBAN, 4001 - *Ntombela*
147. Olebogeng Isaac Setilo - 930424 5913 089 - House No W35, MOPHOITSILE, 8588 - *Kgosieng*
148. Thabisa Kolanisi - 960203 0165 082 - 63 Inggawa Street, Club View, KING WILLIAMSTOWN, 5320 - *Hlope*
149. Bonisanani Gcinani Shezi - 981007 5934 086 - Esijozini Area, TUGELA FERRY, 3010 - *Funeka*
150. Aganang Gaone Morwe - 980127 5214 080 - 3325 Seweding Village, MMABATHO, 2735 - *Thaga*
151. Melusi Shepherd Cele - 890921 6008 080 - 5 Isiqalo Road, WATERLOO, 4319 - *Mntambo*
152. Thato Melody Modibedi - 810903 0843 081 - House No 20404 Bb, LEROME SOUTH, 0318 - *Rakidi*
153. Tshepo Innocent Motakabone - 951105 5139 080 - 279 Figtree Street, Phase 6, ROODEPOORT, 1724 - *Moeti*
154. Mosebo Taetjo Kgware - 950920 6035 082 - P O Box 232, NTHAALENG, 0236 - *Mphahlele*
155. Sibongakonke Hamilton Radebe - 000916 5883 084 - Tatane Area, LOSKOP, 3330 - *Chonco*
156. Nkosinathi Goodhope Mbhele - 991012 5463 084 - Oshabeni Location, PORT SHEPSTONE, 4240 - *Majiya*
157. Kwenzeka Mkhize - 990718 5210 082 - E 1937 Intshe Street, EZAKHENI, 3370 - *Mahlambi*
158. Thembinkosi Violet Phumla Maloleke - 960104 0120 087 - 28225 Lebesse Street, Extension 5, MAMELODI EAST, 0122 - *Shirimane*
159. Ndabene Patrick Ncango - 881015 5257 086 - 118 U Section, BOTSHABELO, 9781 - *Dillane*
160. Tlaisego Ntlakadibe Lebang - 990622 0792 088 - P O Box 2705, RADITSHABA, 0718 - *Sehata*
161. Thami Madlongolwana - 790923 5856 080 - 6180 Lumani Street, SOWETO, 1804 - *Sithole*
162. Olebogeng Maphage - 920408 5796 083 - Battlemont Village, KURUMAN, 8460 - *Tikane*
163. Thembelihle Ayanda Ntombizethu Mpungose - 941003 0352 084 - P O Box 77990, EMPANGENI, 3900 - *Dlamini*
164. Thabiso Nkala - 000522 5098 085 - Hlokozi Area, HIGHFLATS, 3306 - *Hadebe*
165. Nkanyiso Mntungwa - 990219 5446 081 - Kwa Thunzi Location, KWADABEKA, 3227 - *Mgoza*
166. Mmamokete Lerato Mokhoabane - 920608 0163 086 - 6177 Thabong, WELKOM, 9463 - *Blom*

167. George Goniwe - 990828 5816 083 - 1578 Thabong, WELKOM, 9463 - *Mens*
168. Noxolo Ngudle - 920816 0247 086 - 4 Gogo Street, Motherwell, PORT ELIZABETH, 6211 - *Mananga*
169. Siyanda Mnotho Cele - 960925 5784 083 - Bb 1253, Manqondo Road, UMLAZI, 4001 - *Makhanya*
170. Sandile Handsome Cele - 990825 5878 089 - 114 Georgedale Area, HAMMARSDALE, 3700 - *Ngwabe*
171. Thandeka Thokozile Dube - 920514 0976 081 - 1053 Zone 4, Zonkizizwe, KATLEHONG, 0100 - *Nxele*
172. Xolisa Ernest Quliso - 920127 5462 088 - 28739 Newstands, Thabong, WELKOM, 9460 - *Gaju*
173. Kebalepile Vincent Mogosetso - 001005 5887 086 - 4360 Madibogo Village, MMABATHO, 2735 - *Manonyane*
174. Moloko Tumisho Kgatla - 991004 5323 087 - 196 Pretorius Street, MOKOPANE, 0606 - *Phefadu*
175. Sifisosakhe Ngwase - 960529 5474 081 - 1407 A Mshengu Street, JOHANNESBURG, 2001 - *Mtshali*
176. Jacobeth Nteseng Marokwane - 820305 0677 089 - 5825 Zone 5, Mafale Street, GA-RANKUWA, 0208 - *Huma*
177. Crystal-Lee Ramlukan - 930725 0177 086 - 5 Adrienne Place, GLENASHLEY, 4051 - *Harilall*
178. Philani Innocent Khathi - 911201 5643 087 - M 58 North, INANDA, 4310 - *Sithole*
179. Mthethiso Peter Jiji - 740505 6918 083 - Malangen, UMZINTO, 4200 - *Ntshangase*
180. Mthuthuzeli Nohashe - 780508 5892 086 - 274 Thunzie Street, MOROKA, 1818 - *Oliphant*
181. Tshepiso Martha Makhondo - 890105 0756 080 - 297 No, 7 Gabalatsane, BRITS, 0250 - *Modisenyane*
182. Khuweni Thabang Lebyeng - 940920 5836 087 - 718 Julesburg, TZANEEN, 0875 - *Thobejane*
183. Thabani Blessing Ngwenya - 860319 5337 087 - B 153 Umzomusha, INANDA, 4310 - *Mkhize*
184. Pakamela Sikolo - 990204 0439 083 - 1372 Milkyway Road, MARRIANHILL, 3604 - *Jada*
185. Thami Brian Cele - 820706 5643 085 - 188141 Emachobeni Area, INANDA, 4310 - *Muthwa*
186. Sibusiso Freeman Mthiyane - 900730 5556 082 - Nyangwini Area, UMZINTO, 4200 - *Mthethwa*
187. Thabisho Gift Manana - 000318 5776 089 - 3818 Usondo Street, Windmill Park, BOKSBURG, 0727 - *Mamabolo*
188. Teyane Johannes Moreni Masokoameng - 890602 5288 085 - 34757 Mohlakola Street, Extension 6, PRETORIA, 0122 - *Chauke*
189. Lufuno Munzhedzi - 820729 5619 087 - Musanda, DZANANI, 0955 - *Sinyosi*
190. Kwanele Bhengu - 971105 5783 081 - 140884 Henlye Village, PIETERMARITZBURG, 3201 - *Kheswa*
191. Tlaleng Suzan Setsoho - 880403 0261 082 - 38821 Extension 15, BRONVILLE, 9459 - *Radebe*
192. Mzamani Wilson Nkanyani - 730115 5787 083 - P O Box 317, ELIM HOSPITAL, 0960 - *Rikhotso*
193. Margaret Matlakala Mpepele - 991103 0838 089 - Stand No 1372, Napier Section, Mmamethlake Village, SIYABUSWA, 0472 - *Maloka*
194. Thapelo Hlongwane - 920717 5462 086 - 187 Sunbird Loop, Eastank, ALEXANDRA, 2090 - *Dlamini*
195. Peter Velaphi Mashiane - 790818 5583 082 - 7 – 66 Th, ALEXANDRA, 2090 - *Shabalala*
196. Seithleko Tumelo Jacob Matlou - 921118 5179 086 - 10476 Magudulela Street, TSAKANE, 1550 - *Blennis*
197. Patrick Colin Louw - 900601 5402 082 - 268 / 1123 Thuthukani Street, Extension 27, DEVLAND, 1811 - *Mahlangu*
198. Bathembu Gxotiswa - 971014 5756 081 - 6 Gerald Bosch Street, Unitas Park, VEREENIGING, 1930 - *Stemela*
199. Mthobisi Terrence Khomo - 970616 5261 085 - Lot 18390, Savannah Park, CHATSWORTH, 3610 - *Msomi*
200. Bonginhlanhla Dlamini - 990224 5193 089 - Nhlesi Area, MSINGA, 3010 - *Ngxongo*

201. Ramatsoma Lucas Nkdimeng - 831211 5551 088 - Vleischboom, NEBO, 1059 - *Ramanaledi*
202. Hendrick Mogobanya Modipe - 870908 5832 085 - 728 Ehlanzeni Section, TEMBISA, 1132 - *Kekana*
203. Mabhalane Bonginkosi Gabuza - 981105 5622 089 - Paraffin Area, TUGELA FERRY, 3010 - *Mhlambo*
204. Phillip Philani Dladla - 000203 5592 084 - P O Box 725, Siwelile Primary School, EDENVALE, 3217 - *Dlomo*
205. Ntsako Fortune Mabasa - 990922 0601 085 - Gandlanani, MALAMULELE, 0982 - *Khovani*
206. Thabo Michael Molefe - 750602 6119 080 - 791 Platjie Street, KWA THEMA, 1575 - *Panyane*
207. Tshidi Lucia Molefe - 790129 0680 083 - 791 Platjie Street, KWA THEMA, 1575 - *Panyane*
208. Reuben-Emil Paulik - 951002 5025 080 - 137 Hlobane Street, VRYHEID, 3100 - *Odendaal*
209. Qiniso Sandiso Dumane - 990531 5457 086 - Khayelisha Area, MTUBATUBA, 3935 - *Nxumalo*
210. Refilwe Hazel Ditinti - 970123 0306 080 - 3757 Zone 3, ITSOSENG, 2744 - *Lekoko*
211. Maanda Vitality Lithole - 760404 6661 080 - P O Box 415, SIBASA, 0950 - *Nemavhola*
212. Mhletjwa Koos Gabu - 540309 5630 084 - 4295 Mpuru Street, SCHWEIZER RENEKE, 2780 - *Qabe*
213. Lebogang Johanna Moremi - 950129 0781 085 - 3639 Phase 3, ITSOSENG, 0190 - *Kgonothi*
214. Thabo Mokone - 910607 5293 080 - 10210 Hlakhwana Street, DAVEYTON, 1520 - *Makara*
215. Tshepiso John Molakeng - 850501 5480 080 - 3893 Extension 4, SOSHANGUVE, 0152 - *Ndlamlenze*
216. Mahlodi Alfred Matlopela - 910529 5772 089 - 367 Zone 5, LEBOWAKGOMO, 0737 - *Chuene*
217. Sinethemba Bruce Ntaka - 991101 5458 085 - New Rest, MQANDULI, 5099 - *Mjiqiza*
218. Mzwandile Nicholas Roux - 891230 5257 089 - 23 Reitz Street, Naycedale, NIGEL, 1491 - *Mbamba*
219. Ncedo Nokayi - 851231 5496 089 - Upper Ngqwara Area, MQANDULI, 5080 - *Gila*
220. Tebogo Matsetela - 000127 5138 087 - 1/28 Dlanga Street, Lekaneng Section, TEMBISA, 1632 - *Ngwenya*
221. Sodi Mpholwane - 991213 5771 084 - Lossmy Cheri, SEKORORO, 0890 - *Motupa*
222. Antombizandile Susan Rodolo - 980603 0344 080 - 13743 Qunu Booyesen Park, PORT ELIZABETH, 6001 - *Mdlamza*
223. Botsile Setlhodi - 980728 5941 083 - Thibogang Section, GANYESA, 8613 - *Motlakase*
224. Samuel Moremi - 860527 5740 080 - 3639 Phase 3, Itsoseng, MABOPANE, 0190 - *Kgonothi*
225. Ashtonn Franklin De Kock - 990306 5238 087 - 5 Dreyden Street, WELLINGTON, 7655 - *Philander*
226. Michael Scott Cohen - 930116 5018 089 - 51 – 6th Street, Lower Houghton, JOHANNESBURG, 2001 - *Wilson*
227. Kellina Mtjale - 790127 0397 088 - 132 B Zone 7, Indudumela, MEADOWLANDS, 1852 - *Seage*
228. Nikiwe Delisile Ntombenhle Makama - 871130 0440 082 - P O Box 1066, MANDULO, 1348 - *Nkosi*
229. Madimetja Stanley Masenya - 750513 5831 080 - 350 Extension 36, Pray Street, OLIEVENHOUTBOSCH, 0175 - *Bosii*
230. Atlegang Prosper Ried - 940820 5139 088 - 31-2nd Avenue, Charlesville, JAGERSFONTEIN, 9974 - *Gaba*
231. Martha Mapena Mashikinya - 880504 0419 081 - 51 Zone 3, SESHEGO, 0742 - *Komape*
232. Nkupetjene Rachel Mashikinya - 970504 0348 083 - 51 Zone 3, SESHEGO, 0742 - *Komape*
233. Rooi Sindzile Chauke - 000713 5631 088 - 6241 Winnie Mandela, Zone 5, Extension 23, TEMBISA, 1632 - *Mabunda*
234. Mmeli Siboniso Cele - 990908 6015 081 - L 581 Corner Road, UMLAZI, 4066 - *Hadebe*

235. Nomathemba Queen Ntombela - 960512 0668 089 - A 1, Ncp Hostel, Masakhane Street, KATLEHONG, 1431 - *Ndlangamandla*
236. Aaron Mhlushwa Nkuna - 770926 5302 082 - 418 Sam Fishers, MIDDELBURG, 1053 - *Matlala*
237. Sonnyboy Daniel Khumalo - 481013 5646 089 - 2927 Roets Drive, VOSLOORUS, 1475 - *Mmakola*
238. Girlie Moremi - 880622 0846 085 - 3639 Phase 3, Itsoseng, MABOPANE, 0190 - *Kgonothi*
239. Andile Keith Dzingwa - 890521 5642 085 - B 1163 Umlazi Street, ISIPINGO RAIL, 4110 - *Bhengu*
240. Pretty Thembisile Madlala - 731025 0626 088 - 820 Vilakazi Drive, Sobantu, PIETERMARITZBURG, 3201 - *Cele*
241. Khulekani Justin Mbatha - 881024 5415 082 - P O Box 29, ULUNDI, 3838 - *Buthelezi*
242. Fortune Sindiwe Mahlangu - 820614 0345 088 - 339 Segashwane Street, Sunvalley, MAMELODI WEST, 0100 - *Kumalo*
243. Mmapula Josephine Sekaoke - 990731 0689 085 - 1998 Benedict Drive, Dainfern Valley, RANDBURG, 2125 - *Bopape*
244. Vincent Lesutha - 810823 5496 083 - House No 80, WITPOORTJIE, 2010 - *Bobani*
245. Siyabonga Mavimbela - 940804 5504 087 - 834 Phase 1, ITSOTENG, 0193 - *Ngubane*
246. Masego Bonokwane - 971220 0019 082 - 24 Sol Plaatjie Street, KIMBERLEY, 8300 - *Nkuna*
247. Gaboemelwe Abram Phaswane - 990605 5912 082 - 529 Seiposengwe Street, JAN KEMPDORP, 8550 - *Mbulawa*
248. Livhuwani Ndou - 000428 0692 080 - Stand No 28, MAILA, 0900 - *Malange*
249. Keletso Morufe Boshielo - 960622 0563 089 - P O Box 249, NEBO, 1059 - *Senamela*
250. Thokozile Moloi - 980228 0020 082 - 5681 Msomi, OSIZWENI, 2952 - *Khumalo*
251. Vusi Tsholanang Kotsedi - 961016 5631 083 - 3113 Kloof Section, Letlabong, RUSTENBURG, 0300 - *Mohlala*
252. Mapeka Samuel Monyane - 840903 5843 080 - 780 Masilo Location, THEUNISSEN, 9410 - *Koalane*
253. Jerry Matita Chakela - 750405 5562 080 - 35 Maryna Street, HENNENMAN, 9445 - *Dlamini*
254. Wandile Dlamini - 990918 5388 082 - Phakatini Location, PIETERMARITZBURG, 3200 - *Nkomo*
255. Bheki Jerome Zakwe - 770526 5368 081 - Mandlazini, Phase 3, RICHARDS BAY, 3900 - *Zuma*
256. Sixolisiwe Vanya - 000121 5912 088 - Toise Location, STUTTERHEIM, 4930 - *Kwehla*
257. Philani Kuzwayo - 000309 5866 087 - 1811 – 32nd Avenue, CLERMONT, 3610 - *Dlamini*
258. Thabo Pensive Khobo - 880630 5786 081 - Mogoto Village, KORINGPUNT, 0632 - *Leso*
259. Katlego Harry Khoza - 790317 5598 083 - 853 Luvhimbi Street, Phomolong Section, TEMBISA, 1632 - *Mahlase*
260. Thabiso Desmon Sebopa - 840712 5642 081 - 1094 Maokeng, TEMBISA, 1632 - *Mkhonza*
261. Pontsho Mahlase - 870510 5593 087 - 2018 Extension 4, Kanana, TEMBISA, 1632 - *Ramushu*
262. Cainos Hlawulani Chauke - 920813 5622 082 - 7658 Zone 1, Winnie Mandela, KEMPTON PARK, 1620 - *Baloyi*
263. Nobuhle Nokwanda Sharon Nkosi - 940923 0454 088 - 39 Ulwezi Street, Mqantsa Section, TEMBISA, 1632 - *Sithole*
264. Princess Nokuthula Mthimunya - 901207 0609 082 - 3148 Kwaggafontein Area, EMPUMALANGA, 0458 - *Mahlangu*
265. Sefodi Anna Ramashilo - 820914 0550 087 - Stand No 1015, Phake, SIYABUSWA, 0472 - *Segakweng*
266. Lerato Pholosong - 990323 5920 085 - 2682 Mabaso Street, TSAKANE, 1550 - *Motsweneng*
267. Katleho Keketso Masasanya - 930720 5213 085 - 83 Studland Avenue, GERMISTON, 1401 - *Masombuka*
268. Kamogelo Paul Komane - 980502 5424 089 - 5225 / 2 Arondo Street, CENTURION, 0157 - *Malatjie*

269. Thato Leshoro Gilbert Makweng - 810731 5258 082 - 22 Bartel Street, KEMPTON PARK, 1685 - *Phasha*
270. Mavhungu Raai-Raai Mokoditsoa - 000111 5571 083 - Stand No 809, Tshiozwi Village, MAKHADO, 0920 - *Mulaudzi*
271. Vuyo James Booï - 890725 5313 080 - 2550 Yawa Street, Langaville Extension 1, TSAKANE, 1530 - *Aphane*
272. Ayanda Rasonti - 830129 5308 088 - 2444 Mlungisi Location, STUTTERHEIM, 4930 - *Tukutezi*
273. Constashia Sehunane - 991228 0585 081 - Ga-Stapolle, MODJADJISKLOOF, 0835 - *Rasebotja*
274. Jay Brink - 940829 5035 089 - 130 Marina Road, Nooitgedacht, JOHANNESBURG, 2001 - *Smith*
275. Pitso Lebona - 930907 5446 084 - 4534 Madibamatsho Street, Extension 9, EMBALENHLE, 2285 - *Finger*
276. Clint Sedibu Moloya - 921010 5131 086 - 2279 Boleng, Extension 4, NELLMAPIUS, 0100 - *Manyathi*
277. Julia Dikeledi Mosadi - 761020 0640 083 - 1598 Motsatsi Street, TLHABANE, 0301 - *Toute*
278. Molaoa Peter Rakoata - 780718 5284 081 - 3043 Motlopeng, WESSELSBRON, 9680 - *Mokhera*
279. Gibson Papikie Mabuza - 950524 5560 080 - Tonteldoos Farm, DULLSTROOM, 1110 - *Motau*
280. Shadrack Lasha Modiga - 890516 5385 081 - 9732 Kubu Street, TSAKANE, 1550 - *Phofedi*
281. Immaculate Neo Pharumele - 940508 0709 084 - 206 Moshoeshoe Street, THABAZIMBI, 0380 - *Manala*
282. Lindiwe Abegail Khumalo - 000125 0492 087 - 4401 Thafamasi, NDWEDWE, 4342 - *Msomi*
283. Elliot Mbhekiseni Khumalo - 750712 5520 087 - 3 York Street, GREYTOWN, 3250 - *Madondo*
284. Bongani Ndzalama Mushwana - 950403 5357 088 - 2099 B, NAMAAGALE, 1300 - *Khumalo*
285. Handsome Mbhekiseni Mthembu - 990711 5591 080 - 126 Andora Road, Bluff, DURBAN, 4052 - *Dladla*
286. Fannie Thabo Mlangeni - 950221 5777 083 - 10430 Tycoon, WITBANK, 1030 - *Maphanga*
287. Moshiane Harry Mdhluli - 800530 5500 085 - 2217 B, NAMAAGALE, 1391 - *Shai*
288. Caroline Mmaphiri Mashikinya - 940621 0312 088 - 51 Zone 3, SESHEGO, 0742 - *Komape*
289. Matome Lion - 920924 5551 088 - 6651 Witgatspreu Street, Celtisdal, CENTURION, 0157 - *Mogale*
290. Karabo Phillip Moshwani - 951010 5332 083 - 29 Leroy Street, SAULSVILLE, 0125 - *Mahlangu*
291. Leonard Madimetja Maibelo - 710208 5839 089 - Tsantsabela Village, MARBLE HALL, 0450 - *Lesu*
292. Siphwe Rivisi - 771031 5527 082 - Zone A, LEBOWAKGOMO, 0737 - *Thovhakale*
293. Manoko Naphtaly Mabotja - 930716 5605 080 - Rakgoatla, ZEBEDIELA, 0628 - *Bapela*
294. Thandiswa Ndlala - 990404 0308 086 - Mfazane Area, HIBBERDENE, 4200 - *Mhlango*
295. Nompumelelo Nobuhle Mthiyane - 990617 0770 084 - 100 Arundel Road, HILLARY, 4094 - *Ntsimango*
296. Ntombentle Jozela - 930616 0684 082 - Lambasi Area, LUSIKISIKI, 4820 - *Cijisiwe*
297. Tetelo Mmadikhayi Mokonyama - 991229 5046 087 - 17 Turmeric Street, Extension 17, Ivy Park, POLOKWANE, 0699 - *Selolo*
298. Mokgoba Koketso Jacob Madidimalo - 951127 5430 087 - 1750 Zone 8, SESHEGO, 0741 - *Mapokgole*
299. Kadeem Alfaan Mthini - 960509 5598 089 - 3199 Emazweni Road, Welbedacht, CHATSWORTH, 4992 - *Tembe*
300. Sibhekokuhe Nqobile Cele - 990805 0917 082 - 1796 Bongani Nzama Street, Kwamakhutha Township, ISIPINGO RAIL, 4110 - *Ntuli*
301. Siphuxolo Khuselwa Ngqasa - 910313 0708 087 - 59 Morcom Road, Prestbury, PIETERMARITZBURG, 3200 - *Mazwi*
302. Michael Mduduzi Miya - 820518 5387 088 - B 597 Hubo Road, KWA MASHU, 4359 - *Hlatshwayo*

303. Lungile Innocentia Myeni - 861208 0639 085 - 2173 Katlehong South, KATLEHONG, 1432 - *Mathenjwa*
304. Slindile Innocecia Mbhele - 960219 0694 087 - Qoloqolo, Ward 9, UMZINTO, 4201 - *Chiliza*
305. Sithembiso Masikane - 960912 5287 085 - Sibuyane Area, KRANSKOP, 3268 - *Xulu*
306. Dalindyebu Vukile Khoza - 900402 5468 086 - 807 Mpumelelo Township, PIETERMARITZBURG, 3200 - *Mthembu*
307. Sifiso Ndlovu - 780528 5864 083 - P 28 Ithali Road, UMLAZI, 4001 - *Dlamini*
308. Sipho Charles Mahlangu - 821224 5360 089 - 1632 Mutse Street, Extension 1, REFILWE, 1003 - *Mopeli*
309. Bamaketse Komane - 990603 0478 084 - 5225 / 2 Arundo Estate, CENTURION, 0157 - *Malatjie*
310. Geoffrey Kholofelo Rakgalakane - 871030 5333 086 - Stand No 266, Moteti Section, DENNILTON, 0477 - *Mohlala*
311. Phillemon Puleng Leballo - 811008 5531 084 - 3693 Zone 3, Mmolaoa Street, GA-RANKUWA, 0208 - *Mphahlele*
312. Sbusiso Mazwenkosi Nicholas Mwandla - 960216 5529 086 - A 1100 Ingwe Road, INANDA, 4020 - *Mkhonza*
313. Chuma Bunn - 890812 5883 088 - 1244 Barret Street, QUEENSWOOD, 0183 - *Gqagqa*
314. Thandisile Mbekiswana - 791110 5756 085 - Amadiba Area, BIZANA, 4800 - *Mfunwa*
315. Tekano Nyakallo Maarohanye - 850623 5693 080 - 86 Jan De Wecker Road, Nadurena, JOHANNESBURG, 2061 - *Mpambani*
316. Marks Rebaone Joy Maoto - 970323 5299 088 - 668 Ben Street, RUSTENBURG, 0300 - *Motlogi*
317. Elias Mahuantsa - 830211 5792 089 - 5435 Kananelo Street, Ikageng Location, POTCHEFSTROOM, 2520 - *Motlhaoleng*
318. Nhlanhla Siyabonga Khanyile - 000402 5051 089 - Ndindindi Area, NQUTU, 3135 - *Hlophe*
319. Happy Matjeke - 870613 5403 081 - 422 Refentse Extension, HAMMANSKRAAL, 0407 - *Ngwane*
320. Themba Rodney Gcaba - 840826 5348 083 - Zikhuba Location, BIZANA, 4800 - *Cele*
321. Nkululeko Clement Cebekhulu - 000508 5455 086 - P O Box 27171, RICHARDS BAY, 3900 - *Dlamini*
322. Maikano Reginald Motsamai - 000409 5581 080 - House No E529, Selosesma Section, MOROKWENG, 8614 - *Lobaleng*
323. Anna Mokoena - 731225 1149 086 - 727 Metsimaholo, ORANJEVILLE, 1995 - *Khumalo*
324. Moses Matlala Makapela - 920415 5178 089 - Stand No 10001, Letlora Village, LEPHALALE, 0555 - *Tshelane*
325. Mondli Percival Ngcobo - 870227 5688 086 - E 591 Ntuzuma, KWA MASHU, 4360 - *Simamane*
326. Farhanaaz Goolam Ahmed - 890625 0095 080 - 26 Viola Road, Asherville, DURBAN, 4001 - *Jacobs*
327. Qondokuhle Sibisi - 981230 5460 080 - Embo Area, HILLCREST, 3650 - *Sibiya*
328. Elizabeth Matlhako Sherinda - 830412 0594 088 - 377 – 10th Avenue, GEZINA, 0084 - *Maphutha*
329. Dipolelo Maja - 000612 0583 080 - Fountains Valley Resort, Christina De Wit Avenue, GROENKLOOF, 0002 - *Maboshego*
330. Rudzani Innocent Mboyi - 911214 5612 085 - Stand No 4072, VLEIFONTEIN, 0948 - *Marageni*
331. Makgabane James Chale - 920813 5562 080 - 32230 Extension 15, Bergville, WELKOM, 9473 - *Lichakane*
332. Lusanda Mthembu - 000120 5560 087 - 1799 Rest In Peace, PIETERMARITZBURG, 3200 - *Nxumalo*
333. Boipelo Freddy Lesetja Masokwameng - 930512 5058 085 - 34757 Mohlakola Street, Extension 6, MAMELODI, 1052 - *Chauke*
334. Collins Molebaleng Viyuyi - 730725 5534 085 - 758 Zone 2, GA-RANKUWA, 0200 - *Sefiri*
335. Sandile Nelson Hlongwa - 841214 5680 087 - C 383 California Street, Ntuzuma, KWA MASHU, 4359 - *Caluza*
336. Chimeloane Harry Simanga Mathenjwa - 840419 5360 082 - 1755 Bennade Drive, Zone 2, DIEPKLOOF, 1864 - *Mashike*

337. Lucky Ruth Mboza - 650325 0548 085 - 824 Mauritius Loop, ALEXANDRA, 2010 - *Banda*
338. Xolani Mazibuko - 851119 5774 086 - 4876 Nicholas Street, ORLANDO EAST, 1700 - *Sithole*
339. Oarabile Motlogelwa - 980503 5200 081 - 1300 Block P, Bopape Street, SOSHANGUVE, 0152 - *Noko*
340. Gert Tieties - 660303 5008 080 - 19 Protea Street, GROBLERSHOOP, 8855 - *Freeman*
341. Nhlakanipho Simelane - 981021 6151 087 - Ngwelezane, EMPANGENI, 3910 - *Dlamini*
342. Jabu Innocent Motsoeneng - 880122 5293 086 - House No 8143, Extension 3, ORANGE FARM, 1805 - *Mayekana*
343. Mpho Zolani Gidana - 860211 5382 082 - 19 Hendon Street, YEOVILLE, 2198 - *Ncube*
344. Kesar Naicker - 000304 0455 085 - 39 B 12th Street, PRETORIA, 0081 - *Lankesar*
345. Sibongile Mushwana - 970412 0825 086 - 2099 Zone B, NAMAKGALÉ, 1391 - *Khumalo*
346. Katlego Mokoma - 910922 5594 084 - 177 Ramogotsi Section, CHANENG, 0310 - *Moleele*
347. Galaletsang Khupari - 940515 5088 083 - 1734 Lebone Street, Tlhabane, RUSTENBURG, 0300 - *Mompei*
348. Maile Joel Sekgobela - 881204 5778 081 - Khopo Village, LENYENYE, 0857 - *Seale*
349. Mokgadi Phillip Seepe - 991122 5420 081 - 162 Semwebarwena, BOCHUM, 0790 - *Molalathoko*
350. Mmaphuti Rhinah Mamaleka - 850505 1190 080 - Mosesetjane Village, MOKOPANE, 0600 - *Mokhandu*
351. Shaylin Pillay - 960414 5110 086 - 14 – 41st Avenue, Umhlathuzana Township, CHATSWORTH, 4092 - *Odayar*
352. Lucky Joy Shabangu - 871004 5211 089 - 5410 Vuka, SHARPEVILLE, 1928 - *Chesane*
353. Thato Sherperd Gumbu - 970920 5518 084 - Madisha Ditoko, ZEBEDIELA, 0631 - *Nkuna*
354. Mduduzi Emmanuel Zulu - 920708 5820 084 - Ward 8, Hluthankungu Location, HIGHFLATS, 3306 - *Duma*

DEPARTMENT OF HUMAN SETTLEMENTS

NO. 1271

23 NOVEMBER 2018



human settlements

Department:
Human Settlements
REPUBLIC OF SOUTH AFRICA

PROMOTION OF ACCESS TO INFORMATION ACT (PAIA) MANUAL

*Prepared in terms of section 14 of the Promotion of Access to Information Act, 2000
(Act No. 2 of 2000)*

2018-2019

CONTENTS

FOREWORD	4
ACRONYMS.....	6
DEFINITION OF TERMS.....	7
1. INTRODUCTION	9
2. OBJECTIVES OF THE ACT	9
3. PURPOSE OF THE MANUAL.....	10
4. GUIDE ON HOW TO USE PAIA (SECTION 10).....	10
5. CONTACT INFORMATION	11
6. LEGISLATIVE MANDATE INFORMING THE FUNCTIONS OF THE DEPARTMENT	13
7. FUNCTIONS AND STRUCTURE OF THE DEPARTMENT OF HUMAN SETTLEMENTS	13
7.1 STRATEGIC OVERVIEW.....	13
7.2 ORGANISATIONAL STRUCTURE OF THE DEPARTMENT	15
7.3 SERVICES RENDERED BY THE DEPARTMENT	16
7.4 PROGRAMMES OF THE DEPARTMENT	19
8. ACCESS TO RECORDS HELD BY THE DEPARTMENT	20
8.1 CATEGORIES OF RECORDS HELD BY THE DEPARTMENT.....	20
9. PROCEDURE FOR REQUESTING ACCESS TO INFORMATION	33
9.1 WHO CAN REQUEST INFORMATION?.....	33
9.2 MANNER OF ACCESSING INFORMATION.....	33
9.2.1 AUTOMATICALLY AVAILABLE RECORDS	33
9.2.2 TELEPHONIC REQUESTS	34
9.2.3 ORAL REQUESTS	34
9.3 FORMAL REQUESTS AS PER PAIA REQUIREMENTS	34
9.4 TURNAROUND TIMES FOR ATTENDING TO REQUESTS.....	35
9.5 FEES	35
9.5.1 NON-REFUNDABLE REQUEST FEE.....	35
9.5.2 ACCESS FEE.....	36
9.5.3 DEPOSITS	36
9.5.4 EXEMPTIONS	36
10. REFUSED ACCESS AND APPEALS.....	37

10.1	GROUND FOR REFUSAL	37
10.2	MANDATORY DISCLOSURE IN PUBLIC INTEREST	37
10.3	DEEMED REFUSAL OF A REQUEST	38
10.4	REMEDIES IF REQUEST FOR ACCESS IS REFUSED	38
10.4.1	INTERNAL APPEAL	38
10.4.2	LODGING INTERNAL APPEAL	38
10.4.3	REFERRAL OF INTERNAL APPEAL TO RELEVANT AUTHORITY.....	38
10.5	APPLICATION TO COURT	39
11.	AVAILABILITY OF MANUAL	39
12.	UPDATE AND REVIEW OF MANUAL	39

ANNEXURES

A	Schedule of fees
B	Form A (Request for access to record of public body)
C	Form B (Notice of internal appeal)

FOREWORD

Section 32 of the Constitution of the Republic of South Africa, 1996 (the Constitution) grants everyone the right of access to any information held by the state or by another person and that is required for the exercise or protection of any right.

The Promotion of Access to Information Act, 2000 (Act No. 2 of 2000) (PAIA), in realisation of these constitutional rights, specifically–

- charges all public bodies with the responsibility to facilitate public access to information/record(s) under their custody;
- provides a framework and procedures for the public to exercise their constitutional right to information as swiftly, inexpensively and effortlessly as reasonably possible;
- stipulates mechanisms which governmental bodies must put in place, to facilitate access to such information by members of the public; and
- outlines conditions under which restricted access apply, including those relating to personal, commercial, financial, technical or scientific information about a third party; information which may affect court or police proceedings, e.g., police dockets in bail proceedings and certain categories of information about the South African Revenue Service.

There are undoubtedly limitations to public realisation of the rights as stipulated in section 36 of the Constitution and sections 33 to 45 of the PAIA Act, respectively.

In compliance with the statutory requirements of the PAIA and to contribute to the promotion of departmental transparency, accountability and effective governance, the Department of Human Settlements has produced a manual as a mechanism to facilitate public access to information/record(s) under its custody.

It is hoped that this manual will serve as an effective platform/tool for providing the public with the relevant information to enable them to exercise their right of access to information under the custody of the Department.



MS TSHANGANA
DIRECTOR-GENERAL
DEPARTMENT OF HUMAN SETTLEMENTS
DATE: 16/10/2018

ACRONYMS

BNG	: Breaking New Ground
CD	: Chief Director
CSOS	: Community Scheme Ombud Services
DDG	: Deputy Director-General
DHS	: Department of Human Settlements ("the Department")
DIO	: Deputy Information Officer (designated in terms of section 17 of the PAIA)
EAAB	: Estate Agency Affairs Board
FLISP	: Finance Linked Individual Subsidy Programme
HDA	: Housing Development Agency
HS	: Human Settlements
HSS	: Housing Subsidy System
IO	: Information Officer (Director-General of the Department)
M&E	: Monitoring and Evaluation
MTEF	: Medium-Term Expenditure Framework
NHBRC	: National Home Builders Registration Council
NHFC	: National Housing Finance Corporation
NURCHA	: National Urban Reconstruction and Housing Agency
PAIA	: Promotion of Access to Information Act, 2000 (Act No. 2 of 2000)
PDHS	: Provincial Department of Human Settlements
RHLF	: Rural Housing Loan Fund
SAHRC	: South African Human Rights Commission
SHRA	: Social Housing Regulatory Authority
SLA	: Service Level Agreement
USDG	: Urban Settlements Development Grant

DEFINITION OF TERMS

	Term	Definition/Description
1.	Access fee	Fee payable by a requester for search, preparation and reproduction of requested records, as prescribed in PAIA section 22(6).
2.	Act	The Promotion of Access to Information Act, 2000 (Act No. 2 of 2000). Also referred to as the PAIA or "the Act".
3.	Department	The Department of Human Settlements. Also referred to as the DHS.
4.	Deputy Information Officer (DIO)	A person designated by the Director-General to render the public body as accessible as reasonably possible for requesters of its records as prescribed in PAIA section 17(1).
5.	Guide	Document or book produced by the South African Human Rights Commission for the purposes of assisting any person who wishes to exercise any right in terms of the PAIA as prescribed in section 10.
6.	Information Officer (IO)	The Director-General of the Department of Human Settlements as defined in PAIA section 1.
7.	Internal appeal	An appeal against a decision to refuse access to information, as stipulated in PAIA section 74.
8.	Personal information	Information about an identifiable individual, including, but not limited to, information relating to race, gender, sex, pregnancy, marital status, national, ethnic or social origin, colour, sexual orientation, age, physical or mental health, well-being, disability, religion, conscience, belief, culture, language and birth of the individual as defined in PAIA section 1.
9.	Personal requester	A person seeking access to information/records containing personal information about himself/herself as defined in PAIA section 1.
10.	Public body	Any department of state or administration in the national or provincial sphere of government, any municipality in the local

		sphere of government or any institution performing a public function in terms of any legislation as defined in PAIA section 1. Also referred to as government body or department.
11.	Record	Any recorded information, in any form or medium under the custody of DHS as defined in PAIA section 1.
12.	Records automatically available	Records that can be accessed without a person having to request access in terms of the Act as stipulated in section 15(1)(a) of PAIA.
13.	Records available on request	Records that can be accessed through following PAIA processes as stipulated in PAIA sections 11 and 18; access to these records may be refused on the basis of sections 33 to 45 of the Act.
14.	Relevant authority	Minister of Human Settlements or the person designated in writing by the Minister to deal with internal appeals as defined in PAIA section 1.
15.	Request fee	A non-refundable fee payable by a requester when submitting a request for access as per the provisions of PAIA section 22(1). (Personal requester excluded from paying request fee).
16.	Request for access	A request for access to a record or records held by the Department made in accordance with PAIA sections 8 and 11.
17.	Requester	Any person making a request for access to information or records of DHS or a person acting on behalf of the person requesting information as defined in PAIA section 1.
18.	Third party	Any person, including, but not limited to, the government of a foreign state, an international organisation or an organ of that government or organisation other than the requester concerned and a public body as defined in PAIA section 1.
19.	Working days	Any days other than Saturdays, Sundays or public holidays as defined in PAIA section 1.

1. INTRODUCTION

This manual is compiled as a statutory requirement in compliance with the provisions of section 14 of the Promotion of Access to Information Act, 2000 (Act No. 2 of 2000) (PAIA), which mandates all government bodies to compile and publish a manual indicating information/records under its custody that are readily available to the public, as well as those that need to be requested through provisions of the Act.

This manual represents only the Department of Human Settlements (DHS) and does not include information/records of the various provincial departments.

2. OBJECTIVES OF THE ACT

The objectives of PAIA according to section 9 are—

- to give effect to the constitutional right of access to information held by the state and any information that is held by another person that is required for the exercise or protection of any rights;
- to give effect to the right of access to information; subject to justifiable limitations, including, but not limited to, limitations aimed at the reasonable protection of privacy, commercial confidentiality and effective, efficient and good governance; and in a manner which balances that right with any other rights, including the rights in the Bill of Rights in Chapter 2 of the Constitution;
- to give effect to the constitutional obligations of the state of promoting a human rights culture and social justice;
- to establish voluntary and mandatory mechanisms or procedures to give effect to the right of access to information in a manner which enables persons to obtain access to records of public and private bodies as swiftly, inexpensively and effortlessly as reasonably possible; and
- to promote transparency, accountability and effective governance of all public and private bodies.

3. PURPOSE OF THE MANUAL

This manual is intended to:

- Provide information on the DHS's structure, functions and services it renders to the public and how to gain access to them;
- Provide information about departmental contact information including details of postal, street and electronic mail addresses; phone and fax numbers of the Information Officer (IO) and the designated Deputy Information Officer (DIO);
- Provide a list of automatically available records under departmental custody;
- Provide a list of records categories accessible to members of the public by following the processes as stipulated in PAIA sections 11 and 18;
- Outline procedures to be followed by members of the public in accessing information under DHS's custody, in accordance with the provisions of PAIA.

4. GUIDE ON HOW TO USE PAIA (SECTION 10)

The South African Human Rights Commission (SAHRC) compiled a guide on the use of the PAIA as prescribed by section 10 of the Act. The guide is available at the offices of the SAHRC.

South African Human Rights Commission
National Head Office
33 Hoofd Street
Braampark Forum III
Braamfontein
Johannesburg, Gauteng
2001

Telephone number: +27 11 877 3600/3645
Fax number: +27 11 403 0668
Email address: paia@sahrc.org.za
Website: www.sahrc.org.za

5. CONTACT INFORMATION

5.1 Information Officer

As provided for in the Act, the Director-General is the IO.

Director-General: Mr M Tshangana
Telephone: +27 12 421 1486
Fax: +27 12 341 1257
Email: InformationOfficer@dhs.gov.za

5.2 Deputy Information Officers

5.2.1 Deputy Information Officer: Mr. M Xaba

Telephone: +27 12 444 9055
Fax: +27 86 471 1939
Email: DeputyInformationOfficer@dhs.gov.za

5.2.2 Deputy Information Officer: Ms. RM Thaga

Telephone: +27 12 444 9012
Fax: +27 86 471 1939
Email: DeputyInformationOfficer@dhs.gov.za

5.3 PAIA Unit

The PAIA unit facilitates the provision of public access to departmental information.

Telephone: +27 12 444 9045/57/58
Fax: +27 86 471 1939
Email: paia@dhs.gov.za

5.4 General information

Postal address: Private Bag X644
PRETORIA
0001

Physical address: Govan Mbeki House
240 Justice Mahomed Street
PRETORIA
0002

Telephone: 0800 146 873

Fax: +27 12 444 9000

Email: info@dhs.gov.za

Website: www.dhs.gov.za

6. LEGISLATIVE MANDATE INFORMING THE FUNCTIONS OF THE DEPARTMENT

- Breaking New Ground (BNG): A Comprehensive Plan for the Creation of Sustainable Human Settlements
- Community Schemes Ombuds Service Act, 2011 (Act No. 9 of 2011)
- Constitution of the Republic of South Africa, 1996
- Development Facilitation Act, 1995 (Act No. 67 of 1995)
- Division of Revenue Act as amended
- Home Loan and Mortgage Disclosure Act, 2000 (Act No. 63 of 2000)
- Housing Act, 1997 (Act No. 107 of 1997)
- Housing Consumers Protection Measures Act, 1998 (Act No. 95 of 1998)
- Housing Development Agency Act, 2008 (Act No. 23 of 2008)
- Inclusionary Housing Bill
- Intergovernmental Relations Framework Act, 2005 (Act No. 13 of 2005)
- Less Formal Township Establishment Act, 1991 (Act No. 113 of 1991)
- National Development Plan (NDP), Chapter 8
- National Environment Management Act, 1998 (Act No. 107 of 1998)
- Prevention of Illegal Eviction from and Unlawful Occupation of Land Act, 1998 (Act No. 19 of 1998)
- Public Finance Management Act, 1999 (Act No. 1 of 1999)
- Rental Housing Act, 1999 (Act No. 50 of 1999)
- Sectional Titles Schemes Management Act, 2011 (Act No. 8 of 2011)
- Social Housing Act, 2008 (Act No. 16 of 2008)
- Spatial Planning and Land Use Management Act, 2013 (Act No. 16 of 2013)

7. FUNCTIONS AND STRUCTURE OF THE DEPARTMENT OF HUMAN SETTLEMENTS

7.1 STRATEGIC OVERVIEW

7.1.1 VISION: A nation housed in sustainable human settlements.

7.1.2 MISSION: To facilitate the creation of sustainable human settlements and improved quality of household life.

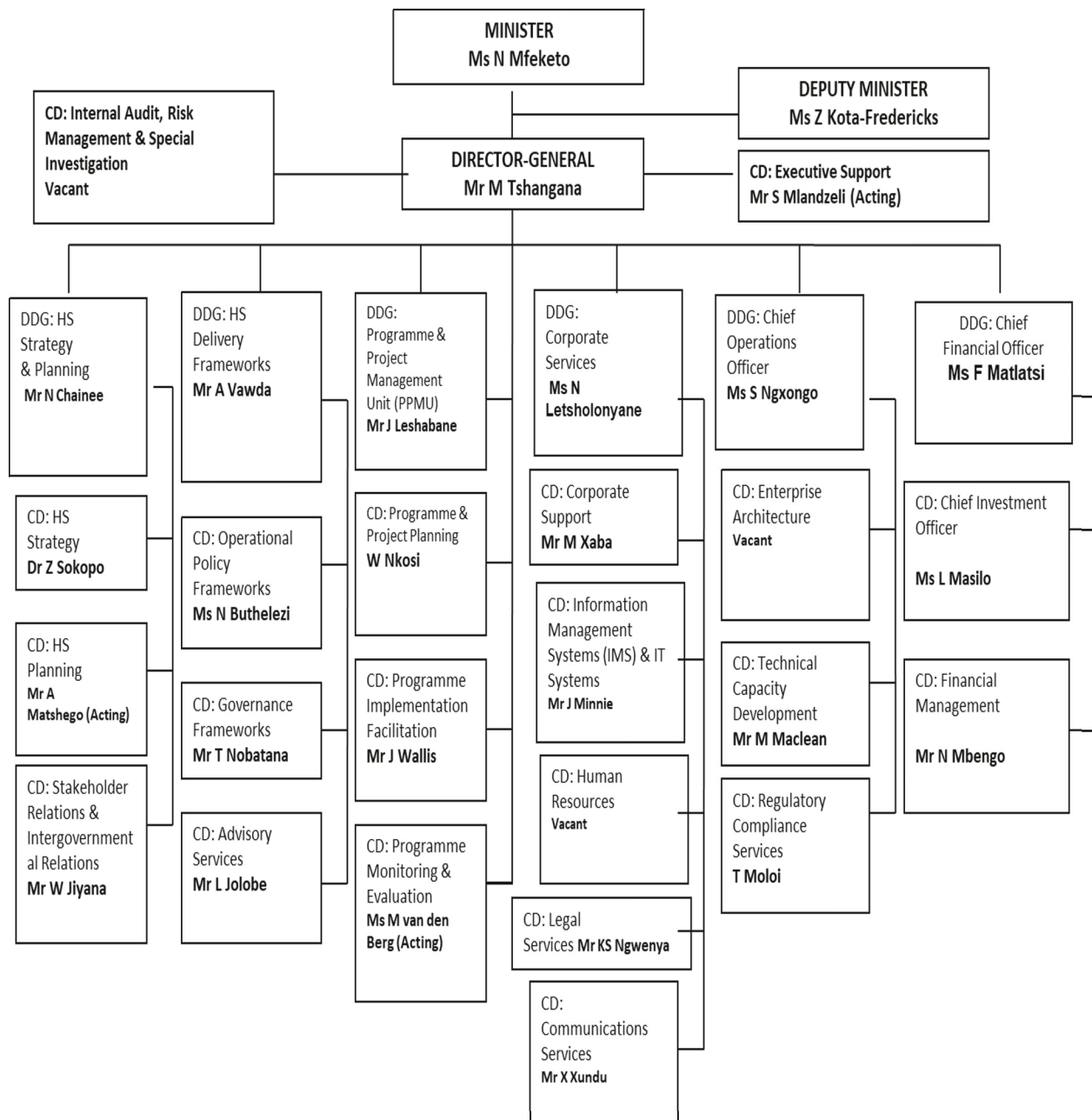
7.1.3 VALUES

The core values guiding and regulating the Department are based on the Constitution and supporting legislations and includes:

- Accountability

- Fairness and equity
- Choice, quality and affordability
- Sustainability
- Innovation
- *Batho Pele* principles

7.2 ORGANISATIONAL STRUCTURE OF THE DEPARTMENT



7.3 SERVICES RENDERED BY THE DEPARTMENT

The Department primarily:

- Establishes and maintains a policy and legislative framework required for facilitation of a sustainable and integrated human settlements objective in line with government's objective and departmental mandate; and
- Facilitates apportionment of annual allocation to provinces and municipalities for human settlements, infrastructure development and land acquisition.

In addition to the role that provinces and municipalities play with regard to human settlements, the following national institutions were established to facilitate the human settlements related needs of the sector:

Institutions	Services	Clients	Obtain information at
Estate Agency Affairs Board (EAAB)	<ul style="list-style-type: none"> • Regulate, maintain and promote the standard of conduct by estate agents having due regard to the public interest; • Issue fidelity fund certificates to qualifying applicants; • Prescribe the standard of training of estate agents; • Investigate complaints against estate agents and institute disciplinary proceedings against offending estate agents where required; and • Manage and control the estate agents fidelity fund. 	Housing consumers and estate agents.	DHS, EAAB offices.
Community Schemes Ombuds Service (CSOS)	<ul style="list-style-type: none"> • Provide a dispute resolution service for community schemes; • Provide training for 	Community scheme body corporate, community	DHS, CSOS offices.

	<p>conciliators, adjudicators and other employees of the ombuds service;</p> <ul style="list-style-type: none"> • Regulate, monitor and control the quality of all sectional title schemes governance documentation; and • Take custody of, preserve and provide public access to scheme governance documentation. 	scheme unit owners and tenants.	
Housing Development Agency (HDA)	<ul style="list-style-type: none"> • Identify, acquire, hold, develop and release well-located land and buildings for the development of housing and human settlements; and • Provide project management support and housing development services. 	Housing consumers, developers and organs of state (municipalities and metros).	DHS, provincial department of human settlements (PDHS), municipalities, HDA offices.
National Home Builders Registration Council (NHBRC)	<ul style="list-style-type: none"> • Regulate the home building environment through home enrolment and home builder registration processes; • Protect the housing consumer against structural defects through building inspections and administration of the warranty reserve; • Promote innovative home building technologies; and • Set home building standards and improve 	Housing consumers and home builders.	DHS, PDHS, municipalities, NHBRC offices.

	the capabilities of home builders through training.		
National Urban Reconstruction and Housing Agency (NURCHA)	<ul style="list-style-type: none"> • Provide bridging finance to small, medium and established contractors building low- and moderate-income housing, and related community facilities and infrastructure; and • Provide programme and fund management services. 	Contractors and developers.	DHS, PDHS, municipalities, NURCHA offices.
National Housing Finance Corporation (NHFC)	<ul style="list-style-type: none"> • Provide innovative and affordable housing finance solutions for the low- to middle-income housing market; • The NHFC provides the following services: <ul style="list-style-type: none"> ▪ Private rental term loans; ▪ Social housing rental facilities; ▪ Bridging finance to developers; ▪ Wholesale incremental housing facilities; ▪ Wholesale homeownership facilities; and ▪ Administration of the Finance Linked Individual Subsidy Programme (FLISP). 	Low-income earners, established housing institutions, social housing institutions, developers, non-banking retail intermediaries and banks' lend to poor households.	DHS, PDHS, municipalities, NHFC offices.
Rural Housing Loan Fund (RHLF)	<ul style="list-style-type: none"> • Empower low-income households in rural areas to access housing credit. • Operates as a wholesale lender and thus attains its mandate by providing loans through retail 	Non-banking retail intermediaries	DHS, PDHS, municipalities, RHLF offices.

	intermediaries to its target market to be utilised for incremental housing purposes.		
Social Housing Regulatory Authority (SHRA)	<ul style="list-style-type: none"> • Regulate the social housing sector in South Africa; and • Approve, administer and disburse both institutional investment and capital grants (namely the Restructuring Capital Grant and the Institutional Investment Grant). 	Social housing institutions, private developers.	DHS, PDHS, municipalities, SHRA offices.

7.4 PROGRAMMES OF THE DEPARTMENT

Programme 1: Administration	<p>Purpose: To provide strategic leadership and administrative support services to the.</p> <p>Strategic objectives:</p> <ul style="list-style-type: none"> • To efficient and effective administrative processes. • To have a capacitated and diverse workforce in a conducive working environment. • To have effective and efficient legal support. • To have ICT infrastructure that is reliable, secure and available. • To promote internal and external communication human settlements.
Programme 2: Human Settlements (HS) Policy, Strategy and Planning	<p>Purpose: To manage the development of, and compliance with, sector delivery and intergovernmental relations frameworks and to oversee integrated strategic and planning services.</p> <p>Strategic objectives:</p> <ul style="list-style-type: none"> • Policies and programmes for improved alignment. • And strengthen partnerships for development.
Programme 3: Programme Monitoring	<p>Purpose: IO supports the execution and monitor and evaluate the implementation of programmes and projects. To manage capacity and</p>

and Delivery Support	skills in the sector and provide oversight of public entities. Strategic objectives: <ul style="list-style-type: none"> • Implementation supports the delivery of adequate housing. • Enhanced sector monitoring and evaluation. • Improved support and capacity for the sector.
Programme 4: Housing Development Finance	Purpose: To fund the delivery of housing and programmes and to manage all matters related to improving access to housing finance and developing partnerships with the financial sector. Strategic objectives: <ul style="list-style-type: none"> • Human settlements grants and monitor lending patterns financial institutions.

8. ACCESS TO RECORDS HELD BY THE DEPARTMENT

Certain records, excluding records that are available on request, are automatically available without having to request access in terms of PAIA. Other records maintained by the DHS must be requested from the DIO in terms of the procedures outlined in sections 11 and 18 of PAIA.

8.1 CATEGORIES OF RECORDS HELD BY THE DEPARTMENT

DHS records are managed in accordance with the provisions and requirements of the National Archives Act of South Africa, 1996 (Act No. 43 of 1996). Categories of records below are provided in accordance with the approved DHS file plan. Some of the records listed in the categories below may be formally requested, but access to parts of these records or the whole record may be refused on the basis of the provisions of PAIA as stipulated in sections 33 to 45.

***Automatically available:** Records that can be accessed without having to request access in terms of the Act as stipulated in section 15(1)(a) of PAIA.

***Available on request:** Records that can be accessed by following the processes as stipulated in PAIA sections 11 and 18; access to these records may be refused on the basis of sections 33 to 45 of the Act.

No.	Category	Subject	Automatically available*	Available on request*
8.1.1	STATUTORY AND REGULATORY FRAMEWORK	DHS legislation (Bills, Acts, regulations and international commitments)	Yes	No
		Sectorial transformation (plans, commendations and social and change management)	No	Yes
8.1.2	ORGANISATION AND CONTROL	Internal policies	No	Yes
		Risk management	No	Yes
		Anti-fraud and corruption policy framework	No	Yes
		Internal audits	No	Yes
		Disaster management measures and reports	No	Yes
		DHS annual reports and medium-term strategic framework (MTSF 2014-2019); strategic plans; annual performance plans	Yes	No
		Occupational health and safety matters	No	Yes
		Security management	No	Yes
8.1.3	HUMAN RESOURCES MANAGEMENT	Post control, establishment and planning matters.	No	Yes
		Vacancies, appointments and placements.	No	Yes
		Personnel records (Case files)	No	Yes
		Employee health and wellness client files	No	Yes
		Staff retention	No	Yes
		Staff development (plans, engagements, skills and academic programmes, learnerships, bursaries, scholarships, fellowships and reports).	No	Yes
		Planning, utilization, control and monitoring (HR plan, declarations, leave utilisation, overtime, social matters, movements and mobility, termination of services and exits).	No	Yes
		Performance management and	No	Yes

No.	Category	Subject	Automatically available*	Available on request*
		development.		
		Labour and employee relation matters (Case Files)	No	Yes
		Organisational transformation plans and reports (Employment Equity, Batho Pele, Change Management and Employee Health and Wellness)	No	Yes
		Organizational transformation (plans, commendations and social and change management).	No	Yes
		Delegation of powers/authority.	No	Yes
		Establishment matters.(Micro Structure)	No	Yes
		Establishment matters (Macro Structure)	Yes	No
8.1.4	FINANCIAL ADMINISTRATIO N	Basic Accounting System (BAS) Reports	No	Yes
		Budget (Estimates of national expenditure for Human Settlements)	Yes	No
		Financial compliance (Treasury, Auditor-General, disclosures and declarations)	No	Yes
		Financial audits	No	Yes
		Claims.(intergovernmental payments)	No	Yes
		Debtors system	No	Yes
		Bank matters	No	Yes
		Financial irregularities	No	Yes
		Reconciliation of accounts	No	Yes
		Financial assistance (donations and sponsorships)	No	Yes
		Invoices, statements and payments	No	Yes
		Printed receipts	No	Yes
		Supplementary accounting records	No	Yes
		Journal transactions	No	Yes

No.	Category	Subject	Automatically available*	Available on request*
		Financial system appraisals	No	Yes
		Pay sheets	No	Yes
		Registers (includes salaries, invoices and payments)	No	Yes
8.1.5	SUPPLY CHAIN MANAGEMENT	Demand and acquisition (quotations, requisitions and acquisitions)	No	Yes
		Bids (proposals, specifications, advertisements, awards and committees.	No	Yes
		Acquisition and Procurement Plans	No	Yes
		Registers (includes bids, suppliers database records (transversal), invoice/payment, stocktaking control sheets, commitments, accruals)	No	Yes
		Orders and payments (systems, invoices, service level agreements (SLAs), stock take on inventory (plans), acquisitions)	No	Yes
		Fixed Asset Register, disposals, verification count sheets, assets and inventory lists, monthly reconciliations, asset movements).	No	Yes
8.1.6	TRAVEL AND TRANSPORT SERVICES	Local trips and journeys	No	Yes
		Transport (hired and government-owned vehicles)	No	Yes
		Log sheets	No	Yes
8.1.7	FACILITIES MANAGEMENT	Buildings, grounds and properties (needs identification and analysis, planning and design, acquisition and leases of offices and official residences, allocations, maintenance and alienation).	No	Yes

No.	Category	Subject	Automatically available*	Available on request*
		Machinery, Equipment and other facilities (installation, repairs and maintenance).	No	Yes
		Energy efficiency and maintenance (Plan, management, inspections and reports).	No	Yes
		Service Level Agreement, Maintenance, monitoring, inspections and reports (Electrical, Plumbing, Pest Control, Hygiene and Cleaning Services).	No	Yes
8.1.8	INFORMATION SERVICES	Promotion of Access to Information Act (Section 32 Reports: PAIA Manual: Section 15 list)	Yes	No
		Knowledge Management.	No	Yes
		Library Management.	No	Yes
		Records management (file plans; schedule of records other than correspondence files, transfers, disposals, reports and registry registers).	No	Yes
		Security Management.	No	Yes
		Occupational Health and Safety Matters.	No	Yes
		HSS Environment applications (Housing Subsidy System, National Housing Needs Register and National Housing Subsidy Database) Maintenance, Support and Training Services provided to provincial Human Settlements	No	Yes
		Development and Support of Infrastructure Services for the National Department of Human Settlements	No	Yes
		Information Systems & Applications that support the National Department of Human Settlements	No	Yes

No.	Category	Subject	Automatically available*	Available on request*
		business process and objectives		
8.1.9	COMMUNICATION SERVICES	Communication strategy.	No	Yes
		Departmental logo/emblem.	No	Yes
		Customer care calls centre and presidential hotline matters.	No	Yes
		Press Releases.	Yes	No
		Profiles of Executive Authorities	Yes	No
		Events, campaigns, launches and publicity programmes (includes speeches of the Minister and Deputy Minister and photographs).	Yes	No
		Departmental publications; Brochures; Newsletters; Magazines and Posters.	Yes	No
		Economic opportunities created by Department of Human Settlements (in 11 official languages).	Yes	No
		Human Settlements Programmes and Subsidies (11 official languages).	Yes	No
		Human Settlements 20-year book.	Yes	No
		DHS Media Monitoring (News Clippings, Copies of media adverts and television series breaking new ground (BNG), which aired on SABC 2.)	Yes	No
		Draft White paper on human settlements	Yes	No
		Social contract for the development of sustainable human settlements	Yes	No
		DHS Corporate Diary	Yes	No
		Guide to owning a Government Subsidized House.	Yes	No
		Project Process Guide for Human Settlements	Yes	No

No.	Category	Subject	Automatically available*	Available on request*
		Programmes		
		Leading Change (Delivering the New Urban Agenda through Urban and Territorial Planning)	Yes	No
8.1.10	LEGAL SERVICES	Appointment of legal experts.	No	Yes
		Legal opinions.	No	Yes
		Claims, litigations and appeals.	No	Yes
		Prosecutions including serving of lawsuit documents.	No	Yes
		Contracts, memoranda of understanding and service level agreements.	No	Yes
		Department of Human Settlements [Legislation [Bills/ Acts/Regulations & International Commitments]	Yes	No
		Towards Policy Foundation for the Human Settlements Legislation (White Paper)	Yes	No
8.1.11	MEETINGS, ATTENDING AND HOSTING OF GATHERINGS	Interface with Committees of Parliament.	No	Yes
	INFORMATION MANAGEMENT SERVICES	Replies to Parliamentary Questions	Yes	No
8.1.12	M & E AND IMPACT ASSESSMENTS	Monitoring evaluation and impact assessment system matters.	No	Yes
		Evaluations, Assessments and monitoring reports (includes impact, performance, project monitoring and beneficiary occupancy audits).	No	Yes
		Report on the evaluation of the impact of the Rural Housing Programme.	Yes	No
		Report on the evaluation of the performance of	Yes	No

No.	Category	Subject	Automatically available*	Available on request*
		Social and Rental Housing Programmes.		
		Measuring success in Human Settlements development: an impact evaluation study of the upgrading of informal settlements programme in selected projects in South Africa.	Yes	No
		Upgrading of Informal Settlements	Yes	No
		Rapid Appraisal of Outcome 8: Delivery Agreements: Sustainable Human Settlements and Improved Quality of Household Life. Output 1: Accelerated delivery of Housing Opportunities	No	Yes
		Spatial and non-spatial information.	No	Yes
		Data acquisition and management (informal settlement, delivery figures, rectification, delivery per project, and blocked (1994/95 up to 2018/19)	Yes	No
		Monitoring Evaluation and Impact Assessment 2013/14-2018/19: Policy and Implementation Framework for the Human Settlements Sector	Yes	No
		Environmental implementation plan: DHS 2015-2020	Yes	No
8.1.13	POLICY DEVELOPMENT ASSISTANCE AND RESEARCH	National Housing Code 2009.	Yes	No
		The Comprehensive Plan for the Creation of Sustainable Human	Yes	No

No.	Category	Subject	Automatically available*	Available on request*
		Settlements of 2004		
8.1.14	HUMAN SETTLEMENT SECTOR PLANNING	Approved National Human Settlements Development Plan (National Business Plan),	No	Yes
		Approved Municipal Urban Settlements Development Grant Plans.	No	Yes
		Neighborhood Planning and Design Guideline (The Red Book)	Yes	No
	CENTRE OF EXCELLENCE ON HUMAN SETTLEMENTS ESTABLISHED	Establishment and Operationalization of Human Settlement Centre of Excellence Research Capacity	No	Yes
		2014-2019 Medium Term Strategic Framework	Yes	No
8.1.15	PROGRAMME IMPLEMENTATION SUPPORT AND MONITORING	Facilitation of the Planning for the National catalytic projects.	No	Yes
		Planning of new catalytic projects	No	Yes
		Facilitation of planning for National HS projects in mining towns/areas	No	Yes
		Blocked Projects	No	Yes
		Upgrading Informal Human Settlements (includes plans, implementation , co-ordination and support)	No	Yes
		Project Process Guide for Human Settlements Programmes	Yes	No
		2015 Impact of the implementation of the social housing programme and evaluation of implementation of Social Housing Programme.	No	Yes
		Social housing: Social Housing Act, 2008; Social Housing Regulations and social housing policy guidelines.	No	Yes
		Tribunals.	No	Yes

No.	Category	Subject	Automatically available*	Available on request*
		Tenant support.	No	Yes
		Analysis, assessments, monitoring, reviews, reports and statistics on rental projects and programmes.	No	Yes
		Community Residential Unit Programme {CRUP}.	No	Yes
8.1.16	EQUITY AND PRIORITY PROGRAMMES	Home Loan and Mortgage Disclosure Act, 2000	Yes	No
		Home Loan and Mortgage Disclosure Act, 2000: Home Loan and Mortgage Disclosure Regulations, 2007, Notice 842 of 2007	Yes	No
		Home Loan and Mortgage Disclosure Act 2000 Amendment ,2016, Notice 247 of 2017	Yes	No
		Office of Disclosure annual report 2016 on the performance of financial institutions	Yes	No
		Quarterly report on the performance of financial institutions	Yes	No
		Booklet – Office of Disclosure Complaints handling procedure manual (in 8 languages: English; Afrikaans; isiZulu; Sepedi; Setswana; isiXhosa; Xitsonga and Tshivenda)	Yes	No
8.1.17	HS PROGRAMMES AND PROCESSES	Rental HS programmes: 2007 research report, rental accommodation for public sector professionals, and 2015 impact and evaluation of implementation of social housing programme	No	Yes
		Development of private rental projects: National Housing Programme for the provision of basic services to backyard residents and the approved Gauteng Policy	No	Yes

No.	Category	Subject	Automatically available*	Available on request*
		on Backyard Rental Housing		
		Social housing: Social Housing Act, 2008; Social Housing Regulations and social housing policy guidelines	Yes	No
		Tribunals	No	Yes
		Tenant support	No	Yes
		Analysis, assessments, monitoring, reviews, reports and statistics on rental projects and programmes	No	Yes
		Establishment matters relating to housing institutions and entities (Entity Enabling Acts, Memorandum of Incorporation)	No	Yes
		Entity board matters (Names of Board members, term of office, Shareholder Compacts, Mandate documents, Board Evaluation Reports)	No	Yes
		Entity plans/reports (Strategic Plans, Annual Performance Plans)	No	Yes
		Monitoring and review of entities (Quarterly reports, Annual reports)	No	Yes
		Budget information and transfers (Annual budgets, Medium Term Expenditure Framework information, grant allocations, transfers)	No	Yes
8.1.18	STAKEHOLDER RELATIONS AND MOBILISATION	Engagements, alliances and liaisons (includes matters relating to governmental, international and multi-lateral alliances).	No	Yes
		Govan Mbeki Housing Awards.	Yes	No
		Sponsorships for human	No	Yes

No.	Category	Subject	Automatically available*	Available on request*
		settlement projects.		
		The enhanced People's Human Settlement Process (EPHP) (includes old debts, pipeline/Rollout unblocking of PHP projects, Partnerships and Dispute resolutions matters).	No	Yes
		International Relation (Study Tours ,Bilateral Agreements)	No	Yes
		Seminars, conferences, symposia and summits (includes campaigns & workshops).	Yes	No
		Policy orientation programmes (includes implementation and collaborations).	No	Yes
8.1.19	PERFROMANCE PLANNING AND REPORTING	Departmental Annual Reports	Yes	No
		Departmental Performance Reports (Quarterly and Mid-term)	No	Yes
		Departmental Guidelines on Performance Reporting and Planning	No	Yes
		Departmental Strategic Plan (5years)	Yes	No
		Departmental Annual Performance Plan	Yes	No
		Departmental Operational Plan.	No	Yes
8.1.20	HUMAN SETTLEMENTS CAPACITY DEVELOPMENT	Beneficiary and Community empowerment (includes implementation and collaborations, assessments monitoring and evaluation)	No	Yes
		Professionalization of the HS sector (includes business plans, qualifications accreditations and matters relating to training providers, institutions and management of HS professional bodies).	No	Yes

No.	Category	Subject	Automatically available*	Available on request*
		HS bursaries and scholarships (includes policy applications and allocations, monitoring and assessments).	No	Yes
		Institutional capacity development (includes business plans matters relating to coordination, implementation and support of provincial programmes as well as assessments monitoring and evaluation.	No	Yes
		National Technical Capacity Development Strategy	No	Yes
		South African Cuban Technical Support Programme	No	Yes
		Skills Transfer Framework	No	Yes
		Housing Consumer Educational Manual	No	Yes
		Training Manuals for Councilors	No	Yes
		Introduction to HS Management	Yes	No

9. PROCEDURE FOR REQUESTING ACCESS TO INFORMATION

The PAIA Unit receives requests for access to information on behalf of the DIO and assists any person wishing to lodge a request.

Any enquiries regarding the lodging of request(s) for access to information of the Department should be made by visiting the PAIA Unit at 260 Justice Mahomed Street; sending a fax to 086 471 1939; calling the PAIA Unit at 012 444 9045/57/58; or sending an email to paia@dhs.gov.za.

9.1 WHO CAN REQUEST INFORMATION?

- Any person can request information.
- Personal requesters requesting information about themselves.
- Requesters requesting information on behalf of another person. A requester that is acting on behalf of someone else must produce a letter of authority.

9.2 MANNER OF ACCESSING INFORMATION

9.2.1 AUTOMATICALLY AVAILABLE RECORDS

Certain categories of records are automatically available without a person having to request them through PAIA processes as per the provisions of section 15(1)(a) of the Act. Information/records that are automatically available will be made available on the departmental website, and at departmental offices in the manner or form requested, should this be reasonable and possible.

9.2.2 TELEPHONIC REQUESTS

The DHS also accepts telephonic requests. Attention will be given to any such request made to the DIO or the PAIA Unit at the numbers provided in this manual. Officials at the PAIA Unit will complete the prescribed Form A on behalf of the requester and furnish them with a copy thereof.

9.2.3 ORAL REQUESTS

If an individual is unable to complete the prescribed form because of illiteracy or a disability, such person may make the request orally to the DIO.

The DIO at the DHS must reduce the oral request to writing in the prescribed form and provide a copy thereof to the requester.

9.3 FORMAL REQUESTS AS PER PAIA REQUIREMENTS

STEP 1: Completing the prescribed access request form

- Obtain the prescribed request form, Form A contained in Annexure B of this manual, which is available on the DHS website or at any office of the DHS upon request.
- Complete the prescribed form in full, clearly indicating the record(s) requested, and sign the request form in the space provided.
- If a request is made on behalf of another person, the requester must submit proof of the capacity in which the request is made, to the reasonable satisfaction of the DIO.

STEP 2: Payment

The requester must pay the prescribed request fee if due and when requested to do so by making a deposit into the account number provided below. Persons listed in paragraph 9.5.4 of this manual are exempted from paying the request fees.

PAYMENT METHOD

Account name	Department of Human Settlements
Bank	Standard Bank
Account number	010160310
Branch name	Pretoria, Van der Walt Street
Branch code	010145
Reference	Promotion of Access to Information Act

STEP 3: Submission of request

The requester must submit the application form to the DIO through the PAIA Unit at the address, fax number or email address provided in this manual. The request form should be accompanied by proof of payment for the request fee. No proof of payment is attached by people qualifying for exemption, but the reasons for exemption should be clearly stated on the form.

9.4 TURNAROUND TIMES FOR ATTENDING TO REQUESTS

In terms of section 25 of the Act, the DHS must decide whether to grant or refuse a request and give notice with reasons to that effect within 30 days of receipt of the request.

The 30 days within which the DHS has to decide whether to grant or refuse the request may be extended once for a period of not more than 30 days if the request is for large amounts of information or if the request requires a search for information held at another office of the DHS and the information cannot be reasonably obtained within the original period of 30 days.

The DHS must notify the requester in writing if an extension is required.

9.5 FEES

The Act provides for two types of fees, namely:

9.5.1 NON-REFUNDABLE REQUEST FEE

A requester, other than a personal requester, requesting access to information held by the Department will be required to pay the prescribed request fee of R35, 00, as specified on Form A, before the request will be processed. Persons listed under paragraph 9.5.4 of this manual are exempted from paying request fees.

The DIO will withhold a record(s) until the requester concerned has paid the applicable fees (if any).

9.5.2 ACCESS FEE

- An access fee is payable in all instances where a request for access to information is granted for reproduction costs and, if applicable, the postal fee and the time reasonably required to search for and prepare the record for disclosure.
- Persons listed under paragraph 9.5.4 of this manual are exempted from paying an access fee.
- A requester requesting copies of records that are publicly available does not have to pay the request fee of R35, 00, but must pay the access fee for reproduction, if applicable. For applicable fees, refer to schedule of fees in annexure A.

The DIO will withhold a record until the requester has paid the applicable fees if any.

9.5.3 DEPOSITS

If the search for a record(s) and the preparation of the record(s) for disclosure, including arrangements to make it available in the requested format, would require more than the hours prescribed for this purpose in the regulations, the DIO must by notice require the requester to pay as a deposit the prescribed portion (not more than a third) of the access fee which would be payable if the request is granted.

If a deposit has been paid in respect of a request for access which is then refused, the DIO of the DHS will refund the deposit to the requester.

9.5.4 EXEMPTIONS

The following persons are exempted from paying the access fee contemplated in section 22(6) of the Act:

- A single person whose annual income after permissible deductions does not exceed R14 712, 00 per annum.
- Married persons or life partners whose combined annual income after permissible deductions does not exceed R27 192,00 per annum.
- Where the cost of collecting any fee in respect of the search and preparation of a record for disclosure exceeds the amount charged, such fee does not apply.
- The search and preparation cost do not apply to the personal records of a requester.

- The request and access fees do not apply to records requested by a maintenance officer or maintenance investigator for purposes of a maintenance investigation or inquiry in terms of the provisions of the Maintenance Act, 1998 (Act No. 99 of 1998), or the Regulations made under section 44 of that Act.

10. REFUSED ACCESS AND APPEALS

10.1 GROUNDS FOR REFUSAL

The DHS may refuse a request for access to its information if the requested information relates to:

- Mandatory protection of privacy of a third party who is a natural person, including a deceased individual.
- Mandatory protection of certain records of South African Revenue Service.
- Mandatory protection of commercial information of a third party.
- Mandatory protection of certain confidential information and protection of certain other confidential information of a third party.
- Mandatory protection of safety of individuals and protection of property.
- Mandatory protection of police dockets in bail proceedings and protection of law enforcement and legal proceedings.
- Mandatory protection of records privileged from production in legal proceedings.
- Defence, security and international relations of the Republic.
- Economic interests and financial welfare of the Republic and commercial activities of the Department.
- Mandatory protection of research information of a third party and protection of research information of the Department.
- Operations of the Department.
- Manifestly frivolous or vexatious requests or substantial and unreasonable diversion of resources of the Department.

10.2 MANDATORY DISCLOSURE IN PUBLIC INTEREST

A request for access to a record that could otherwise be refused on the grounds for refusal in terms of PAIA may be granted, however, in circumstances where the disclosure of the record is in the public interest, and if such public interest clearly outweighs the harm contemplated in the grounds for refusal.

10.3 DEEMED REFUSAL OF A REQUEST

If the DIO fails to give a decision on a request for access to the requester within the prescribed 30 day period, the DIO will be deemed to have refused such a request. The requester may then lodge an internal appeal against such refusal.

10.4 REMEDIES IF REQUEST FOR ACCESS IS REFUSED

10.4.1 INTERNAL APPEAL

A requester aggrieved by a decision of the DIO to refuse a request for access to information may lodge an internal appeal with the Minister of Human Settlements against the said decision.

10.4.2 LODGING INTERNAL APPEAL

An internal appeal:

- Must be lodged within 60 days after the requester is informed of the decision taken on the request.
- Must be completed on the prescribed internal appeal form contained in Annexure C of this manual, which is also available on the DHS website [www.dhs.gov.za], or from any office of the DHS, upon request.
- Must be completed in full on the prescribed internal appeal form indicating the decision against which the internal appeal is lodged.
- Must be signed in the space provided on the internal appeal form.
- Must be submitted to the DIO through the contact details or address provided in this manual.

10.4.3 REFERRAL OF INTERNAL APPEAL TO RELEVANT AUTHORITY

- The DIO must, within 10 working days of receipt of an internal appeal, refer the internal appeal, together with reasons for his or her decision regarding the request, to the relevant authority.
- The relevant authority must consider and decide on the internal appeal within 30 days after the notice of internal appeal is received.
- The decision of the relevant authority must confirm or set aside the decision of the DIO or, where applicable, substitute a new decision for it.

10.5 APPLICATION TO COURT

A requester who has been unsuccessful in an internal appeal may, within 180 days of receipt of notice of the decision regarding the internal appeal, apply to the court for appropriate relief as stipulated in section 78(2).

11. AVAILABILITY OF MANUAL

11.1 This manual will be made available in eleven (11) official languages on the DHS website, three (3) official languages (in print) at all departmental offices and to the Human Rights Commission.

11.2 This manual may be published in the *Government Gazette*.

12. UPDATE AND REVIEW OF MANUAL

This manual will be reviewed by the Department annually and as and when necessary and may be updated and published as contemplated in PAIA.

Annexure "A"

4 No. 22125

GOVERNMENT GAZETTE, 9 MARCH 2001

**GOVERNMENT NOTICE
GOEWERMENTSKENNISGEWING**

**DEPARTMENT OF JUSTICE
DEPARTEMENT VAN JUSTISIE**

No. R. 223

9 March 2001

**PROMOTION OF ACCESS TO INFORMATION ACT, 2000
REGULATIONS RELATING TO THE PROMOTION OF ACCESS TO
INFORMATION**

The Minister for Justice and Constitutional Development has, under section 92 of the Promotion of Access to Information Act, 2000 (Act No. 2 of 2000), made the regulations in the Schedule.

SCHEDULE

Definition

1. In these Regulations any word or expression to which a meaning has been assigned in the Act shall bear that meaning and, unless the context otherwise indicates -

"the Act" means the Promotion of Access to Information Act, 2000 (Act No. 2 of 2000).

Form of request

2. A request for access to a record, as contemplated in section 18(1) of the Act, must be made in the form of Form A of the Annexure.

Fees for records of public body

3. (1) The fee for reproduction, referred to in section 15(3) of the Act, is as follows:

	R
(a) For every photocopy of an A4-size page or part thereof	0,60
(b) For every printed copy of an A4-size page or part thereof held on a computer or in electronic or machine-readable form	0,40
(c) For a copy in a computer-readable form on -	
(i) stiffy disc	5,00
(ii) compact disc	40, 00

- | | | | |
|-----|------|---|--------|
| (d) | (i) | For a transcription of visual images
For an A4-size page or part thereof | 22,00 |
| | (ii) | For a copy of visual images | 60, 00 |
| (e) | (i) | For a transcript of an audio record
for an A4-size page or part thereof | 12,00 |
| | (ii) | For a copy of an audio record | 17, 00 |

(2) The request fee payable by every requester, other than a personal requester referred to in section 22(1) of the Act, is R 35, 00.

(3) The access fees payable by a requester referred to in section 22(7) of the Act, *unless* exempted under section 22(8) of the Act, are as follows:

- | | R |
|--|----------|
| (a) For every photocopy of an A4-size page or
part thereof | 0,60 |
| (b) For every printed copy of an A4-size page or part
thereof held on a computer or in electronic or machine-
readable form | 0,40 |
| (c) For a copy in a computer-readable form on - | |
| (i) stiffy disc | 5.00 |
| (ii) compact disc | 40,00 |
| (d) (i) For a transcription of visual images.
for an A4-size page or part thereof | 22,00 |
| (ii) For a copy of visual images | 60, 00 |
| (e) (i) For a transcription of an audio record,
for an A4-size page or part thereof | 12,00 |
| (ii) For a copy of an audio record | 17, 00 |
| (f) To search for the record for disclosure, R15, 00 for each hour or part
of an hour excluding the first hour reasonably required for such search. | |
| (g) | |

(4) The actual postal fee is payable when a copy of a record must be posted to a requester.

(5) For purposes of section 22(2) of the Act the following applies;

- (a) Six hours as the hours to be exceeded before a deposit is payable; and
- (b) one third of the access fee is payable as a deposit by the requester.

Form of request

A request for access to a record, as contemplated in section 53(1) of the Act, must be made in the form of Form B of the Annexure.

Fees for records of private body

5. (1) The fee for reproduction referred to in section 52(3) of the Act, is as follows:

	R
(a) For every photocopy of an A4-size page or part thereof	1,10
(b) For every printed copy of an A4-size page or part thereof held on a computer or in electronic or machine-readable form	0,75
(c) For a copy in a computer-readable form on -	
(i) stiffy disc	7,50
(ii) compact disc	70,00
(d) (i) For a transcription of visual images, for an A4-size page or part thereof	40,00
(ii) For a copy of visual images	60, 00
(e) (i) For a transcription of an audio record, for an A4-size page or part thereof	20,00
(ii) For a copy of an audio record	30,00

(2) The request fee payable by a requester, other than a personal requester, referred to in section 54(1) of the Act is R 50, 00.

(3) The *access* fees payable by a requester referred to in section 54(7) of the Act, unless exempted under section 54(8) of the Act, are as follows:

	R
(a) For every photocopy of an A4-size page or part thereof	1,10
(b) For every printed copy of an A4-size page or part thereof held on a computer or in electronic or machine-readable form	0.75
(c) For a copy in a computer-readable form on -	
(i) stiffy disc	7,50
(ii) compact disc	70,00
(d) (i) For a transcription of visual images, for an A4-size page or part thereof	40.00
(ii) For a copy of visual images	60.00
(e) (i) For a transcription of an audio record, for an A4-size page or part thereof	20,00
(ii) For a copy of an audio record	30, 00
(f) To search for the record for disclosure, R30, 00 for each hour or part of an hour reasonably required for such search.	

(4) The actual postal fee is payable when a copy of a record must be posted to a requester.

(5) For purposes of section 54(2) of the Act the following applies:

- (a) Six hours as the hours to be exceeded before a deposit is payable; and
- (b) one third of the access fee is payable as a deposit by the requester.

Notice of internal appeal

6. Notice of an internal appeal, as contemplated in section 75(1) of the Act, must be lodged in the form of Form C of the Annexure.

Appeal fees

7. The appeal fee payable in respect of the lodging of an internal appeal by a requester against the refusal of his or her request for access, as contemplated in section 75(3)(a) of the Act, is R 50,00 .

Value - added tax

8. Public and private bodies registered under the Value-Added Tax Act, 1991 (Act No. 89 of 1991), as vendors may add value added tax to all fees prescribed in terms of these regulations.

Commencement

9. ~~These~~ regulations shall come into operation on 9 March 2001.

ANNEXURE B: Form A**Department of Human Settlements****REQUEST FOR ACCESS TO RECORD OF PUBLIC BODY**

(Section 18(1) of the Promotion of Access to Information Act, 2000, (Act 2 of 2000))

[Regulation 6]**FOR DEPARTMENTAL USE**

Reference

number:

Request

received

by

(state rank, name and surname of information officer/deputy information officer)

on

(date)

at

(place)

Request fee (if any): R_____

Deposit (if any): R_____

Access fee: R_____

SIGNATURE OF DEPUTY INFORMATION OFFICER

A. Particulars of public body

Send or deliver your completed request form to:

PAIA Centre			
Postal address:	The Deputy Information Officer Department of Human Settlements Private Bag X644 PRETORIA Republic of South Africa 0001		
Street address: (For delivery by hand.)	The Deputy Information Officer Department of Human Settlements 260 Justice Mahomed Street Sunnyside PRETORIA 0002		
Fax number	086 471 1939		
Email address	paia@dhs.gov.za		
Office hours:	07:30–09:30 09:45–12:15 13:00–14:30 14:45–16:00	Cashier hours:	10:00–11:00 14:00–14:30
Banking details	Account name : Department of Human Settlements Bank : Standard Bank, Van der Walt Street (010145) Account number : 010160310		

B. Particulars of person requesting access to the record

Please mark the appropriate box with an X

Personal requester (Seeking access to record containing personal information about yourself.) NOTE: Please attach a copy of your Identification Document to prevent wrongful disclosure of personal information.	
Requester (A person requesting access to a record of the Department of Human Settlements.)	
Public body requester (Only those public bodies that are exercising a public power or performing a public function in terms of legislation.)	

- | | |
|----|---|
| a) | <i>The particulars of the person who requests access to the record must be given below.</i> |
| b) | <i>Give an address and/or fax number in the Republic to which the information must be sent.</i> |
| c) | <i>Proof of the capacity in which the request is made, if applicable, must be attached.</i> |

Full names and surname: _____

Identity number: _____

Postal address: _____

Fax number: _____

Telephone number: _____

Email address: _____

Capacity in which request is made, when made on behalf of another person: _____

C. Particulars of person on whose behalf request is made

This section must be completed ONLY if a request for information is made on behalf of another person.

Full names and surname: _____

Identity number: _____

D. Particulars of record

- a) *Provide full particulars of the record to which access is requested, including the reference number if that is known to you, to enable the record to be located.*
- b) *If the provided space is inadequate, please continue on a separate folio and attach it to this form. **The requester must sign all the additional folios.***

1. Description of record or relevant part of record: _____

2. Reference number, if available: _____

3. Any further particulars of record, i.e. the type of record(s), e.g. minutes: _____

4. Department/Directorate where the record is held (if known): _____

E. Fees

- | | |
|----|---|
| a) | <i>A request for access to a record, other than a record containing personal information about entities, will be processed only after a request fee has been paid.</i> |
| b) | <i>You will be notified of the amount required to be paid as request fee.</i> |
| c) | <i>The fee payable for access to a record depends on the form in which access is required and reasonable time required to search for and prepare the record.</i> |
| d) | <i>If you qualify for exemption of the payment of any fee, please state the reason for exemption.</i> |

Reason for exemption from payment of fees: _____

F. Form of access to record

If you are prevented by a disability to read, view or listen to the record in the form of access provided for in 1 to 4 below, state your disability and indicate in which form the record is required.

Disability:	Form in which record is required:
<p><i>Mark the appropriate box with an X</i></p> <p><i>Notes:</i></p> <p>a) <i>Compliance with your request for access in the specified form may depend on the form in which the record is available.</i></p> <p>b) <i>Access in the form requested may be refused in certain circumstances. In such case you will be informed if access will be granted in another form.</i></p> <p>c) <i>The fee payable for access to the record, if any, will be determined partly by the form in which access is requested.</i></p>	
<p>1. If the record is in written or printed form:</p>	

	copy of record*		inspection of record
2.	If the record consists of visual images: (this includes photographs, slides, video recordings, computer generated images, sketches, etc.)		
	view the images		copy of the images* transcription of the images*
3.	If the record consists of recorded words or information which can be reproduced in sound:		
	listen to the soundtrack (audio cassette)		transcription of the soundtrack* (written or printed document)
4.	If the record is held on computer or in electronic or machine-readable form:		
	printed copy of record*		printed copy of information derived from the record* copy in computer readable form* (compact disc)
*If you requested a copy or transcription of a record (above), do you wish the copy or transcription to be posted to you? Postage is payable.			YES NO
<i>Note that if the record is not available in the language you prefer or if you have not indicated a preference, access may be granted in the language in which the record is available.</i>			
In which language would you prefer the record?			

G. Notice of decision regarding the request for access

You will be notified in writing whether your request has been approved/denied. If you wish to be informed in another manner, please specify the manner and provide the necessary particulars to enable compliance with your request.

How would you prefer to be informed of the decision regarding your request for access to the record? _____

Signed at _____ this _____ day of _____ 20 _____

SIGNATURE OF REQUESTER/

PERSON ON WHOSE BEHALF REQUEST IS MADE

ANNEXURE C**FORM B****NOTICE OF INTERNAL APPEAL**

(Section 75 of the Promotion of Access to Information Act 2000 (Act No. 2 of 2000))

[Regulation 8]

**STATE YOUR REFERENCE
NUMBER:**

A. Particulars of public body

The Information Officer/Deputy Information Officer:

B. Particulars of requester/third party who lodges the internal appeal

- a) *The particulars of the person who lodge the internal appeal must be given below.*
- b) *Proof of the capacity in which the appeal is lodged, if applicable, must be attached.*
- c) *If the appellant is a third person and not the person who originally requested the information, the particulars of the requester must be given at C below.*

Full names and surname: _____

Identity number: _____

Postal address: _____

Fax number: _____

Telephone number: _____

Email address: _____

Capacity in which an internal appeal on behalf of another person is lodged: _____

C. Particulars of requester

This section must be completed ONLY if a third party (other than the requester) lodges the internal appeal.

Full names and surname: _____

Identity number: _____

D. The decision against which the internal appeal is lodged

*Mark the decision against which the internal appeal is lodged with an **X** in the appropriate box:*

	Refusal of request for access
	Decision regarding fees prescribed in terms of section 22 of the Act
	Decision regarding the extension of the period within which the request must be dealt with in terms of section 26(1) of the Act
	Decision in terms of section 29(3) of the Act to refuse access in the form requested by the requester
	Decision to grant request for access

E. Grounds for appeal

*If the provided space is inadequate, please continue on a separate folio and attach it to this form. **You must sign all the additional folios.***

State the grounds on which the internal appeal is based: _____

State any other information that may be relevant in considering the appeal: _____

F. Notice of decision on appeal

You will be notified in writing of the decision on your internal appeal. If you wish to be informed in another manner, please specify the manner and provide the necessary particulars to enable compliance with your request.

State the manner: _____

Particulars of manner: _____

Signed at _____ this _____ day of _____ 20 _____

SIGNATURE OF APPELLANT

FOR DEPARTMENTAL USE:**OFFICIAL RECORD OF INTERNAL APPEAL:**

Appeal received on _____ (date) by _____

_____ (state rank,
name and surname of information officer/deputy information officer).

Appeal accompanied by the reasons for the information officer's/deputy information officer's decision and, where applicable, the particulars of any third party to whom or which the record relates, submitted by the information officer/deputy information officer on _____ (date) to the relevant authority.

OUTCOME OF APPEAL:

DECISION OF INFORMATION OFFICER/DEPUTY INFORMATION OFFICER
CONFIRMED/NEW DECISION SUBSTITUTED

NEW

DECISION:

DATE

RELEVANT AUTHORITY

RECEIVED BY THE INFORMATION OFFICER/DEPUTY INFORMATION OFFICER
FROM THE RELEVANT AUTHORITY ON
(DATE): _____

DEPARTMENT OF LABOUR

NO. 1272

23 NOVEMBER 2018

LABOUR RELATIONS ACT, 1995

INVITATION TO MAKE REPRESENTATIONS

NOTICE IN TERMS OF SECTION 32(2) READ WITH SECTION 32(5)(c) OF THE LABOUR RELATIONS ACT, 1995: THE MAIN COLLECTIVE AGREEMENT OF THE BARGAINING COUNCIL FOR THE FURNITURE MANUFACTURING INDUSTRY OF KWAZULU NATAL

- 1 I, Mildred Nelisiwe Oliphant, Minister of Labour, do hereby in terms of section 32(2) read with section 32(5)(c) of the Labour Relations Act, 1995, publish a notice in accordance with the provisions of subsection 32(5)(c) inviting representations from the public in response to the Bargaining Council for the Furniture Manufacturing Industry Kwazulu Natal's application for extension to non parties regarding its Main Collective Agreement which was submitted to the Department of Labour on 16 October 2018.
- 2 Representations must reach the Department of Labour not later than 21 days from the date of publication of this Notice.
- 3 A copy of this Application may be inspected or obtained c/o the Department of Labour, Laboria House, 215 Francis Baard Street, PRETORIA
- 4 Representations should be submitted to the following addresses:

By Post or Fax:

Department of Labour
Directorate: Collective Bargaining
Attention: Ms MM Ngwetjane
Postal Address: Private Bag X117
PRETORIA, 0001
Fax: 012 309 4156/4848

Hand Deliveries:

Department of Labour
Laboria House
Room 122/124
215 Francis Baard Street
PRETORIA

By e-mail:

mary.ngwetjane@labour.gov.za
alfred.katane@labour.gov.za

.....
MN OLIPHANT, MP
MINISTER OF LABOUR
DATE: 18/11/2018

UMTHETHO WEZOBUDLELWANO KWEZABASEBENZI, 1995**ISIMEMO SOKULETHWA KWEZIKHALO**

ISAZISO NGOKWESIGABA 32(2) SIFUNDWA NESIGABA 32(5)(c) SOMTHETHO WEZOBUDLELWANO KWEZABASEBENZI KA 1995: ISIVUMELWANO PHAKATHI KWABAQASHI NABASEBENZI ESIYINGQIKITHI ESENZIWA EMKHANDLWINI WABAQASHI NABASEBENZI EBARGAINING COUNCIL FOR THE FURNITURE MANUFACTURING INDUSTRY KWAZULU NATAL

- 1 Mina, MILDRED NELISIWE OLIPHANT, uNgqongqoshe Wezabasebenzi, lapha ngokwesigaba-32(2) sifundwa nesigaba 32(5)(c) soMthetho Wezobudlelwano Kwezabasebenzi, ka 1995, ngikhipha isaziso ngokwezihlinzeko zesigatshana 32(5)(c) sokumema izikhalo zomphakathi mayelana nesicelo se Bargaining Council for the Furniture Manufacturing Industry Kwazulu Natal sokweluhwa kwesiVumelwano Sabaqashi Nabasebenzi Esiyingqikithi selulelwa kulabo abangeyona ingxenye yaso esalethwa eMnyangweni Wezabasebenzi mhlaka 16 uMfumfu 2018.
- 2 Izikhalo kumele zifike eMnyangweni Wezabasebenzi zingakapheli izinsuku ezingu 21 kusukela osukwini lokukhishwa kwalesiSaziso.
- 3 Ikhophi yalesisicelo ingahlolwa noma itholakale ku c/o Department of Labour, Laboria House, 215 Francis Baard Street, PRETORIA
- 4 Izikhalo kumele zilethwe kulelikheli elilandelayo:

Ngeposi noma ngefeksi:

Umnyango Wezabasebenzi

Umqondisi: Wezokuxoxisana kwabaqashi nabasebenzi

Iqondiswe ku: Mary Ngwetjana

Postal address: Private Bag X117

PRETORIA, 0001

Fax 012 309 4156/4848

Okulethwa ngezandla:


Ihhovisi 122/124

Laboria House

215 Francis Baard Street

PRETORIA

mary.ngweljana@labour.gov.za
alfred.katane@labour.gov.za



.....
MN OLIPHANT, MP

UNGQONGOSHE WEZABASEBENZI

DATE: 13/11/2018

DEPARTMENT OF RURAL DEVELOPMENT AND LAND REFORM

NO. 1273

23 NOVEMBER 2018

GENERAL NOTICE IN TERMS OF RESTITUTION OF LAND RIGHTS ACT, 1994 [ACT 22 OF 1994] AS AMENDED

Notice is hereby given in terms of Section 11(1) of the Restitution of the Land Rights Act 1994 [Act 22 of 1994], as amended, that a Land claim for Restitution of Land Rights has been lodged on the properties mentioned hereunder situated in Steve Tshwete Local Municipality, Nkangala District in Mpumalanga Province:

Description of Property	Name of Claimant	Identity Number	KRP
1. LEMOENFONTEIN 436 JS	• Mr. Boy Mokoena [on behalf of Mokoena Family]	480812 5235 087	1468
	• Mr Petrus Mokoena [on behalf of Mokoena Family]	700212 5453 083	1031
	• Mr Bushete Skosana [on behalf of Skosana Family]	270311 5195 080	1424
	• Mr Bangiswane Skhosana [on behalf of Skhosana family]	530808 5306 084	1025
	• Mr Loloji Mtsweni [on behalf of Mtsweni Family]	450904 5328 081	5545
	• Mr Taemane Jiyane [on behalf of Jiyane Family]	521012 5500 082	952
	• Mr Mahlaza Mathibela [on behalf of Mathibela Family]	470618 5292 081	977
	• Mr Boy Enoch Mahlangu [on behalf of Nkangala United family Farmers Association]	4609185487083	524

Description of Property	Name of Claimant	Identity Number	KRP
2. ERFDEEL 446 JS	<ul style="list-style-type: none"> Mr Boy Enoch Mahlangu [on behalf of Nkangala United family Farmers Association] Mr. Elijah Dazi Mokoena [on behalf of Mokoena Family] 	4609185487083 6402235550086	524 9557

Description of Property	Name of Claimant	Identity Number	KRP
3. BOSCHFONTEIN 447 JS	<ul style="list-style-type: none"> Mr Boy Enoch Mahlangu [on behalf of Nkangala United family Farmers Association] Mr. Pakane Geelbooi [on behalf of Skosana family] Mr Abbie Jan Mathibela [on behalf of Mathibela family] 	4609185487083 490130 5630 084 300101 5892 081	524 5010 5320

Description of Property	Name of Claimant	Identity Number	KRP
4. GROENFONTEIN 440 JS	Mr Boy Enoch Mahlangu [on behalf of Nkangala United family Farmers Association]	4609185487083	524

Description of Property	Name of Claimant	Identity Number	KRP
5.EIKENBOOM 476 JS	Mr Boy Enoch Mahlangu [on behalf of Nkangala United family Farmers Association]	4609185-487083	524

CURRENT PARTICULARS OF THE PROPERTIES

1. LEMOENFONTEIN 436 JS

Description of property	Owner of Property	Title Deed Number	Extent of Property	Bonds	Bond Holder	Other Endorsements
The Remaining Extent of Portion 1	Birk Stead INV Holdings Pty Ltd [198301333207]	T66556/1990	428.1906 ha	None	None	<ul style="list-style-type: none"> • K1494/1984S • K3980/1987 RM
Portion 2	Birk Stead INV Holdings Pty Ltd [198301333207]	T12691/1993	327.3709 ha	None	None	<ul style="list-style-type: none"> • EX145/1986 • EX227/1987 • K6182/2001 RM
Portion 3	Pieter EN Hanna-Louise Erasmus Trust [13000/98]	T8010/2014	327.3112 ha	B3430/2014	Standard Bank Of South Africa Ltd	None

2. ERFDEEL 446 JS

Description of property	Owner of Property	Title Deed Number	Extent of Property	Bonds	Bond Holder	Other Endorsements
The Remaining extent of Portion 2	Uys Johannes {3907155034005 }	T31690/1977	294.7274 ha	None	None	None

3. BOSCHFONTEIN 447 JS

Description of property	Owner of Property	Title Deed Number	Extent of Property	Bonds	Bond Holder	Other Endorsements
Portion 1	Birk Stead INV Holdings Pty Ltd [198301333207]	T37176/1985	382.2724 ha	None	None	<ul style="list-style-type: none"> • K2248/1998S • VA7017/2001 In favour of Birk Stead INV Holdings Pty Ltd • VA7018/2001 In favour of Birk Stead INV Holdings Pty Ltd

4. GROENFONTEIN 440 JS

Description of property	Owner of Property	Title Deed Number	Extent of Property	Bonds	Bond Holder	Other Endorsements
The Remaining extent of Portion 8	Uys Johannes {3907155034005}	T35462/1993	182.0882 ha	None	None	<ul style="list-style-type: none"> • K21/1983 S • K790/2013S
The Remaining extent of Portion 9	Uys Johannes {3907155034005}	T35462/1993	605.9683 ha	None	None	<ul style="list-style-type: none"> • K1944/1976S in favour of Mun Middelburg • K2316/1979S • K899/1982S • K900/1982S
The Remaining extent of Portion 10	Uys Johannes {3907155034005}	T52507/1991	151.3489 ha	None	None	<ul style="list-style-type: none"> • EX136/19886 • EX304/1998-T52507/91 in favour of Uys Johannes • K2123/1976S in favour of Mun Middelburg • K248/2014S • K283/1983S • K3826/1991S • K898/1982S

5. EIKENBOOM 476 JS

Description of property	Owner of Property	Title Deed Number	Extent of Property	Bonds	Bond Holder	Other Endorsements
The Remaining Extent of the Farm 476 JS	Noodhulp INV Pty Ltd {200100899807}	T5879/2014	1361/0972 ha	<ul style="list-style-type: none"> • B2417/2014 • B3840/2017 	Development Bank of South Africa Land & Agricultural Development Bank of South Africa	<ul style="list-style-type: none"> • I-1961/2016C • K1/1917S • K2/1917S • K2018/1990RM • K2321/1984S • K266/1942S • K3124/1977RM in favour of B P Southern Africa Pty Ltd • 3237/2002S • K3235/2002 S • K4001/1992RM • K538/1986S • K598/1973S • K635/1981S • K659/1969RM • K650/2016S • VA1203/1987-K635/81S

The Regional Land Claims Commissioner, Mpumalanga Province will investigate all the claims in terms of the provisions of the Act, any party interested in the above mentioned property is hereby invited to submit within 30 [thirty days] from the date of publication of this notice to submit any comments, or further information to:

Commissioner for Restitution of Land Rights

Private Bag X7201

Witbank

1035

or Shop No. E 8

Saveways Crescent Centre

Cnr OR Thambo and Mandela Street

Witbank

1035

TEL NO: 013 655 1000

FAX NO: 013 690 2438

CHECKED BY: MR. SUCCESS MNISI
LEGAL ADVISOR

DATE: 12/10/2018

MR. L.H. MAPHUTHA

REGIONAL LAND CLAIMS COMMISSIONER

MPUMALANGA PROVINCE

DATE: 02/11/2018

DEPARTMENT OF RURAL DEVELOPMENT AND LAND REFORM

NO. 1274

23 NOVEMBER 2018

AMENDING NOTICE NO: 941 OF 2007 IN THE GOVERNMENT GAZETTE NO: 30118 DATED 03 AUGUST 2007]

AMENDMENT NOTICE IN TERMS OF SECTION 11A (4) OF THE RESTITUTION OF LAND RIGHTS ACT 1994 [ACT 22 OF 1994] AS AMENDED.

Notice is hereby given in terms of Section 11A (4) of the Restitution of Land Rights Act 1994 [ACT 22 OF 1994] as amended, that the **Commissioner for Restitution of Land Rights** is amending the said gazette, lodged by the under mentioned claimants. The said gazette is amended to include the Ngwenyama family land claim with their own KRP, the family was erroneously omitted in the gazette, the property is Situated in **Mbombela Local Municipality, Ehlanzeni District: Mpumalanga Province**

Name of Property	Name of Claimants	Identity Numbers	KRP
Kabokweni 73 JU	• Ms Boshiwe Sophie Mdluli	• 530301 100700 089	• 7871
	• Lomalanga Betty Mazibuko	• 500225 0640 084	
	• Phethimi Samuel Ngwenyama	• 310101 6336 086	
	• Pomo Frank Ngobe	• 290913 5138 089	
	• Esther Bitayena Lukhele	• 200424 0068 080	
	• Mtsorombane Carlson Ngwenyama	• 520304 5578 080	• 10916
	All the claimants are claiming on behalf of their families		

**CURRENT PARTICULARS OF THE PROPERTY
KABOKWENI 73 JU**


Description of Property	Owner of Property	Title Deed Number	Extent of Property	Bonds	Bond Holder	Other Endorsement
The Remaining extent of the Farm 73 JU	Mbombela Local Municipality	T123560/2001	523.4219ha	None	None	K6133/2001 in favour of Mbombela Local Municipality
Portion 5	Now Teka Takho Ext 3	T123564/2001	4.9009 ha	None	None	None

The Regional Land Claims Commissioner, Mpumalanga Province will investigate all the claims in terms of the provisions of the Act, any party interested in the above mentioned property is hereby invited to submit within **30 [thirty days]** from the date of publication of this notice to submit any comments, or further information to:

Commissioner for Restitution of Land Rights

Private Bag X 11330
Nelspruit
1200
or 30 Samora Machel Drive
Restitution House
Nelspruit
1200
TEL NO: 013 756 6000
FAX NO: 013 752 3859

CHECKED BY: SUCCESS MINISI
ACTING D.D LEGAL
DATE:


MR. MAPHUTHA
REGIONAL LAND CLAIMS COMMISSIONER
MPUMALANGA PROVINCE
DATE: 07/11/2018

DEPARTMENT OF RURAL DEVELOPMENT AND LAND REFORM

NO. 1275

23 NOVEMBER 2018

GENERAL NOTICE IN TERMS OF RESTITUTION OF LAND RIGHTS ACT, 1994 [ACT 22 OF 1994] AS AMENDED

Notice is hereby given in terms of Section 11(1) of the Restitution of the Land Rights Act 1994 [Act 22 of 1994] as amended, that a Land claim for Restitution of Land Rights has been lodged by Mr Tawana Diamond Rahlogo ID. NO. 340117 5146 088 on behalf of Rahlogo family on the property mentioned hereunder situated in Enkangala District in Mpumalanga Province: KRP: 728

CURRENT PARTICULARS OF THE PROPERTY
RIETFontein 90 JS

Description of property	Owner of Property	Title Deed Number	Extent of Property	Bonds	Bond Holder	Other Endorsements
The Remaining extent of Portion 3	• National Government Republic of South Africa	T30372/1985	676.8009 ha	None	None	None
	• National Government Republic of South Africa	T119888/2007	affected ha 39.9323			

L-J

The Regional Land Claims Commissioner, Mpumalanga Province will investigate all the claims in terms of the provisions of the Act, any party interested in the above mentioned property is hereby invited to submit within 30 [thirty days] from the date of publication of this notice to submit any comments, or further information to:

Commissioner for Restitution of Land Rights
Private Bag X7201

Witbank

1035

Or High- Tech House

23 Botha Avenue

Witbank

1035

TEL NO: 013 – 655 1000

FAX NO: 013 – 690 3438

CHECKED BY: SUCCESS MNISI

ACTING D.D LEGAL

DATE: 11/10/2018

MR. MATHUTHA

REGIONAL LAND CLAIMS COMMISSIONER

MPUMALANGA PROVINCE

DATE: 07/11/2018

DEPARTMENT OF RURAL DEVELOPMENT AND LAND REFORM

NO. 1276

23 NOVEMBER 2018

GENERAL NOTICE IN TERMS OF RESTITUTION OF LAND RIGHTS ACT, 1994 [ACT 22 OF 1994] AS AMENDED

Notice is hereby given in terms of Section 11(1) of the Restitution of the Land Rights Act 1994 [Act 22 of 1994] as amended, that a land claim for Restitution of Land Rights has been lodged by Ms. Johanna Bhabhalaza Nkosi ID No. 470124 0348 085 on behalf of Nkosi Family on the following properties mentioned hereunder situated under Msukaligwa Local Municipality, Ehlanzeni District, Mpumalanga Province: (KRP 9715)

DRINKWATER 443 IS

Description of property	Owner of Property	Title Deed Number	Extent of Property	Bonds	Bond Holder	Other Endorsements
The remaining extent of Portion 6	Bernard Scheepers Trust (5240/1998)	T46798/1999	450.6056 ha	None	None	VA3059/2002

The Regional Land Claims Commissioner, Mpumalanga Province will investigate all the claims in terms of the provisions of the Act, any party interested in the above mentioned property is hereby invited to submit within 30 [thirty days] from the date of publication of this notice to submit any comments, or further information to:

Commissioner for Restitution of Land Rights

Private Bag X7201

Witbank

1035

Or Shop no.E8

Saveways Crescent Centre

Cnr OR Thambo and Mandela Street

Witbank

1035

Tel No: 013 655 1000

Fax No: 013 690 2438

CHECKED BY: MR. S. MATSI

ACTING DD LEGAL

DATE 11/10/2018

MR. S. MATSI

THE REGIONAL LAND CLAIMS COMMISSIONER

MPUMALANGA PROVINCE

DATE: 07/11/2018

DEPARTMENT OF RURAL DEVELOPMENT AND LAND REFORM

NO. 1277

23 NOVEMBER 2018

GENERAL NOTICE IN TERMS OF RESTITUTION OF LAND RIGHTS ACT, 1994 [ACT 22 OF 1994] AS AMENDED

Notice is hereby given in terms of Section 11[1] of the Restitution of the Land Rights Act 1994 [Act 22 of 1994] as amended, that a Land claim for Restitution of Land Rights has been lodged by Jeremia Jim Masombuka ID. NO. 550204 5705 084 on behalf of the Masombuka family on the property mentioned hereunder situated in Thembisile Local Municipality, Nkangala District in Mpumalanga Province: KRP: 1528

CURRENT PARTICULARS OF THE PROPERTY

ENKELDORINGOOG 651 JR (CONSOLIDATION OF THE FARM GRASLAAGTE 232 JR PORTION 1 AND 2)

Description of property	Owner of Property	Title Deed Number	Extent of Property	Bonds	Bond Holder	Other Endorsements
The Remaining extent of the farm 651 JR	National Government of the Republic of South Africa	T11186/2016	2534.9241 ha affected extent 240.6558 ha	None	None	<ul style="list-style-type: none"> K1063/1983RM in favour of Wiese Jacobus Tobias K1171/1982S K1198/1982S K1237/1971S K1314/1974S K1562/1971 K1541/1973S K1506/1982S K1588/1971S K1623/1982S K1692/1974S in favour of Pretorius Jacobus Abraham Paulus K1770/1982S K2169/1974S K23/1972S K2584/1982S K2627/2002RM in favour of Pretorius

Christina Maria Susanna K2840/1976RM in favour of Jooste Anna Catharina K2992/1977S in favour of Lewis Minnie May K2901/1982S K3147/1987RM K3231/1988RM in favour of Suid – Afrikaanse Ontwikkelings Trust K3470/1975S K398/2009S K543/2016S 889/1982S 967/1982S	•					
	•					
	•					
	•					
	•					
	•					
	•					
	•					
	•					
	•					

The Regional Land Claims Commissioner, Mpumalanga Province will investigate all the claims in terms of the provisions of the Act, any party interested in the above mentioned property is hereby invited to submit within 30 [thirty days] from the date of publication of this notice to submit any comments, or further information to:

Commissioner for Restitution of Land Rights

Private Bag X7201

Witbank

1035

Or High- Tech House

23 Botha Avenue

Witbank

1035

TEL NO: 013 – 655 1000

FAX NO: 013 – 690 3438


CHECKED BY: SUCCESS MNISI

ACTING D.D : LEGAL

DATE: 23/10/2018


MR. L.H. MAPHUTHA
REGIONAL LAND CLAIMS COMMISSIONER
MPUMALANGA PROVINCE

DATE: 2018/11/01

DEPARTMENT OF RURAL DEVELOPMENT AND LAND REFORM

NO. 1278

23 NOVEMBER 2018

GENERAL NOTICE IN TERMS OF RESTITUTION OF LAND RIGHTS ACT, 1994 [ACT 22 OF 1994] AS AMENDED

Notice is hereby given in terms of Section 11(1) of the Restitution of the Land Rights Act 1994 [Act 22 of 1994] as amended, that a land claim for Restitution of Land Rights has been lodged by Mr. Sithole Kleinbooi Skosana [ID No. 4307125284088] on behalf of Skosana Family on the property mentioned hereunder situated in Enakhezini Local Municipality in Nkangala District in the Mpumalanga Province: [KRP: 9563]

CURRENT PARTICULARS OF THE PROPERTY

GROOTRIETVLEY 210 JS

Description of property	Owner of Property	Title Deed Number	Extent of Property	Bonds	Bond Holder	Other Endorsements
Portion 14	Theunis Jacobus Luus (4504090033082)	T58543/1981	126.1654ha	None	None	• None

The Regional Land Claims Commissioner, Mpumalanga Province will investigate all the claims in terms of the provisions of the Act, any party interested in the above mentioned property is hereby invited to submit within 30 [thirty days] from the date of publication of this notice to submit any comments, or further information to:

Commissioner for Restitution of Land Rights

Private Bag X7201

Witbank

1035

or Shop No. E 8

Saveways Crescent Centre

Cnr OR Thambo and Mandela Street

Witbank

1035

TEL NO: 013 655 1000

FAX NO: 013 690 2438

CHECKED BY: MR SUCCESS MINISI

ACTING D.D. LEGAL

DATE 16/08/2018

MR. L. MAPHUTHA

REGIONAL LAND CLAIMS COMMISSIONER

DATE: 07/11/2018

DEPARTMENT OF RURAL DEVELOPMENT AND LAND REFORM

NO. 1279

23 NOVEMBER 2018

GENERAL NOTICE IN TERMS OF THE RESTITUTION OF LAND RIGHTS ACT, 1994 (ACT NO. 22 OF 1994), AS AMENDED

Notice is hereby given in terms of Section 11 (1) of the Restitution of Land Rights Act, Act No. 22 of 1994 as amended land claims have been lodged by **03 (Bhayana Makhakhamela Johann, Makubulane Chalie and Mushwana Rinono Winston)** individual claimants who lodged land claims for restitution of land rights on portion 0 (Remaining Extent) of the farm Mohlabas Location 567 LT in Greater Tzaneen Municipality, Mopani District of the Limpopo. These land claims were lodged before the cutoff date of 31st December 1998. The claimants are outlined in the table below:

No:	KRP NUMBER	SURNAME	NAMES	ID NUMBER
1	11458	Bhayana	Makhakhamela Johann	600315 6032 086
2	6200	Makubulane	Charlie	250725 5156 087
3	11455	Mushwana	Rinono Winston	520518 5197 084

Preliminary investigations that were done by the Office of the Regional Land Claims Commissioner: Limpopo indicates that the claimants were dispossessed of land rights from portion 0 (Remaining Extent) of the farm Mohlabas Location 567 LT.

Detailed information of these farm is as indicated in the below table.

PROPERTY	CURRENT OWNER	TITLE DEED	EXTENT (HECTARES)	ENDORSEMENTS/ENCUMBRANCES	CLAIMANT
Remaining Extent of the farm Mohlabas Location 567 LT	National Government of the Republic of South Africa	T39219/194 T115419/1999	10445.3937 H (The surveyed land is 6487.5 SQM)	I-17967/2000LG I-12922/2012C I-3084/1994LG K17/2017 K2243/2008S K4753/1999RM K4752/1999RM	Mr. Bhayana Makhakhamela Johann

Remaining Extent of the farm Mohlabas Location 567 LT	National Government of the Republic of South Africa	T39219/1947 T115419/1999	10445.3937 H (The surveyed land is 1.6604H)	I-17967/2000LG I-12922/2012C I-3084/1994LG K17/2017 K2243/2008S K4753/1999RM K4752/1999RM	Mr. Mushwana Rinono Winston
Remaining Extent of the farm Mohlabas Location 567 LT	National Government of the Republic of South Africa	T39219/1947 T115419/1999	10445.3937 H (The surveyed land is 464 SQM)	I-17967/2000LG I-12922/2012C I-3084/1994LG K17/2017 K2243/2008S K4753/1999RM K4752/1999RM	Mr. Makubulane Charlie


All interested parties should take note that the Officer of the Regional Land Claims Commissioner: Limpopo is investigating these land claims. Any party that has an interest in the above-mentioned properties is hereby invited to submit in writing within **14** (fourteen) days of publication of this notice, any comments, objections or information under KRP number quoted on the table outlining the claimants as the reference number to:

The office of the Regional Land Claims

Commissioner: Limpopo
Private Bag X 9552
POLOKWANE
0700

Submission may also be delivered to:

First Floor, 96 Kagiso House
Corner Rissik & Schoeman Streets
POLOKWANE
0700


L.H. MAPHUTHA
REGIONAL LAND CLAIMS COMMISSIONER
DATE: 20/11/01

DEPARTMENT OF RURAL DEVELOPMENT AND LAND REFORM

NO. 1280

23 NOVEMBER 2018

GENERAL NOTICE IN TERMS OF RESTITUTION OF LAND RIGHTS ACT, 1994 [ACT 22 OF 1994] AS AMENDED

Notice is hereby given in terms of Section 11(1) of the Restitution of the Land Rights Act 1994 [Act 22 of 1994] as amended, that a land claim for Restitution of Land Rights has been lodged by Mr. T.W. Maluka (ID No. 511214 5450 084) on behalf of Maluka Family on the properties mentioned hereunder situated in Mbombela Local Municipality, Ehlanzeni District in the Mpumalanga Province: [KRP: 9357]

CURRENT PARTICULARS OF THE PROPERTY
THE RANCH 66 JU

Description of Property	Owner of Property	Title Deed Number	Extent of Property	Bonds	Bond Holder	Other Endorsements
The Remaining Extent of Portion 1	Pavier Willem Abraham [5605105031083]	T95487/2005	13.9358 ha	B105597/2005	Standard Bank Van Suid-Afrika Ltd	I-49/2012AT
	Pavier Magrietha [6010290054082]		The affected Land Claim is 8.9993 ha	B47188/2006	Standard Bank of South Africa Ltd	

The Regional Land Claims Commissioner, Mpumalanga Province will investigate all the claims in terms of the provisions of the Act, any party interested in the above mentioned property is hereby invited to submit within 30 [thirty days] from the date of publication of this notice to submit any comments, or further information to:

Commissioner for Restitution of Land Rights

Private Bag X11330

Nelspruit

1200

Or 30 Samora Machel Drive

Nelspruit

1200

TEL NO: 013 756 6000

FAX NO: 013 752 3859

CHECKED BY: MR SUCCESS MNISI

ACTING: D D LEGAL

DATE: 11/10/2018

MR. C. MAPHUTHA

COMMISSIONER FOR RESTITUTION OF LAND RIGHTS

DATE: 07/11/2018

DEPARTMENT OF RURAL DEVELOPMENT AND LAND REFORM

NO. 1281

23 NOVEMBER 2018

**GENERAL NOTICE IN TERMS OF THE RESTITUTION OF LAND RIGHTS ACT,
1994 (ACT NO.22 OF 1994)**

Notice is hereby given in terms of section 11 (1) of the Restitution of Land Rights Act, 1994 (Act No.22 of 1994 as amended) that a claim for restitution of land rights on:

REFERENCE : 6/2/3/D/973/2122/650/2

CLAIMANT : Siphiwo G. Xuma (On behalf of Manzana Community Claim)

PROPERTY DESCRIPTION : A portion of unsurveyed and unregistered land in Manzana Village Engcobo, Chris Hani, Engcobo Local Municipality, Eastern Cape Province

EXTENT OF LAND : 536 Hectares

TITLE DEED : A portion of unsurveyed and unregistered land in Manzana Village Engcobo, Chris Hani, Engcobo Local Municipality, Eastern Cape Province

CURRENT OWNER : Engcobo Local Municipality

DATE SUBMITTED : 22/12/1998

Has been submitted to the Regional Land Claims Commissioner for the Eastern Cape and that the Commission on Restitution of Land Rights will investigate the claim in terms of the provisions of the Act in due course.

Any person who has an interest in the above-mentioned land is hereby invited to submit, within fourteen (14) days from the publication of this notice, any comments/information to:

Office of the Regional Land Claims Commissioner : Eastern Cape
Department of Rural Development and Land Reform
PO Box 1375
East London
5200
Tel : 043 700 6000
Fax : 043 743 3687



Mr. L.H. Maphutha
Regional Land Claims Commissioner

DEPARTMENT OF RURAL DEVELOPMENT AND LAND REFORM**NO. 1282****23 NOVEMBER 2018****GENERAL NOTICE IN TERMS OF THE RESTITUTION OF LAND RIGHTS ACT,
1994 (ACT NO.22 OF 1994)**

Notice is hereby given in terms of section 11 (1) of the Restitution of Land Rights Act, 1994 (Act No.22 of 1994 as amended) that a claim for restitution of land rights on:

REFERENCE : 6/2/2/D/88/0/0/23

CLAIMANT : Richard Cawe (Family Claim)

PROPERTY DESCRIPTION : A portion of residential land in Hopewell Farm No. 220 in Queenstown, Enoch Mgijima District Municipality, Eastern Cape Province

EXTENT OF LAND : 1713.064 Hectares

TITLE DEED : N/A

CURRENT OWNER : Bolotwana Farmers Trust

DATE SUBMITTED : 30/11/1998

Has been submitted to the Regional Land Claims Commissioner for the Eastern Cape and that the Commission on Restitution of Land Rights will investigate the claim in terms of the provisions of the Act in due course.

Any person who has an interest in the above-mentioned land is hereby invited to submit, within fourteen (14) days from the publication of this notice, any comments/information to:

Office of the Regional Land Claims Commissioner : Eastern Cape
Department of Rural Development and Land Reform
PO Box 1375
East London
5200
Tel : 043 700 6000
Fax : 043 743 3687



Mr. L.H. Maphutha
Regional Land Claims Commissioner

DEPARTMENT OF RURAL DEVELOPMENT AND LAND REFORM

NO. 1283

23 NOVEMBER 2018

**GENERAL NOTICE IN TERMS OF THE RESTITUTION OF LAND RIGHTS ACT,
1994 (ACT NO.22 OF 1994)**

Notice is hereby given in terms of section 11 (1) of the Restitution of Land Rights Act, 1994 (Act No.22 of 1994 as amended) that a claim for restitution of land rights on:

REFERENCE : 6/2/3/D/50/780/875/116

CLAIMANT : Vati Aron Jambela (Family Claim)

PROPERTY DESCRIPTION	EXTENT OF LAND	TITLE DEED
Erf 963 Hankey, Kouga Local Municipality, Sarah Baartman District, Eastern Cape Province	714 sqm	T10532/1912
Erf 964 Hankey, Kouga Local Municipality, Sarah Baartman District, Eastern Cape Province	714 sqm	T10533/1912

CURRENT OWNER : Alexander Graham Kok

DATE SUBMITTED : 14/09/1999

Has been submitted to the Regional Land Claims Commissioner for the Eastern Cape and that the Commission on Restitution of Land Rights will investigate the claim in terms of the provisions of the Act in due course.

Any person who has an interest in the above-mentioned land is hereby invited to submit, within fourteen (14) days from the publication of this notice, any comments/information to:

Office of the Regional Land Claims Commissioner : Eastern Cape
Department of Rural Development and Land Reform
PO Box 1375
East London
5200
Tel : 043 700 6000
Fax : 043 743 3687


Mr. L.H. Maphutha
Regional Land Claims Commissioner

DEPARTMENT OF RURAL DEVELOPMENT AND LAND REFORM

NO. 1284

23 NOVEMBER 2018

GENERAL NOTICE IN TERMS OF RESTITUTION OF LAND RIGHTS ACT, 1994 [ACT 22 OF 1994] AS AMENDED

Notice is hereby given in terms of Section 11[1] of the Restitution of the Land Rights Act 1994 [Act 22 of 1994] as amended, that a land claim for Restitution of Land Rights has been lodged by the late Mr. J. Mahlangu ID No. 500825 5884 089 on behalf of his late father Fanini Stefaans Mahlangu on behalf of Mahlangu Family on the following property mentioned hereunder situated under Albert Luthuli Local Municipality, Gert Sibande District, Mpumalanga Province: KRP 6606


KLIPFONTEIN 495 JS

Description of property	Owner of Property	Title Deed Number	Extent of Property	Bonds	Bond Holder	Other Endorsements
The Remaining Extent of Portion 2	Exxaro Coal Mpumalanga Pty Ltd [199901028907]	T77920/2003	206.8275ha	None	None	None
Portion 19	Exxaro Coal Mpumalanga Pty Ltd [199901028907]	T77920/2003	206.8275ha	None	None	None

Total hectares is 413.655

Affected hectares is 269.8260

The Regional Land Claims Commissioner, Mpumalanga Province will investigate all the claims in terms of the provisions of the Act, any party interested in the above mentioned property is hereby invited to submit within 30 [thirty days] from the date of publication of this notice to submit any comments, or further information to:

Commissioner for Restitution of Land Rights**Private Bag X11330****Nelspruit****1200****Or 30 Samora Machel Drive****Nelspruit****1200****Tel No: 013 756 6000****Fax No: 013 752 3859**

CHECKED BY: MR S MNISI
ACTING D.D. LEGAL
DATE: 12/10/2018



MR S MAPHUTHA

THE REGIONAL LAND CLAIMS COMMISSIONER :
MPUMALANGA PROVINCE



DATE: 07/11/2018

DEPARTMENT OF RURAL DEVELOPMENT AND LAND REFORM

NO. 1285

23 NOVEMBER 2018

GENERAL NOTICE IN TERMS OF RESTITUTION OF LAND RIGHTS ACT, 1994 [ACT 22 OF 1994] AS AMENDED

Notice is hereby given in terms of Section 11(1) of the Restitution of the Land Rights Act 1994 [Act 22 of 1994] as amended, that a land claim for **Restitution of Land Rights** has been lodged by **Mr. Msibi Elias Masilela ID No. 411001 5175 089** on behalf of **Masilela Family** on the following property mentioned hereunder situated under **Govan Mbeki Local Municipality, Gert Sibande District, Mpumalanga Province: KRP 5423**

TRICHARDTSFONTEIN 140 IS

Description of property	Owner of Property	Title Deed Number	Extent of Property	Bonds	Bond Holder	Other Endorsements
The Remaining Extent of Portion 16	Sasol Mining Pty Ltd [195003859007]	T5629/2018	80.8315 ha	None	None	K255/2018S
Portion 61	South African National Roads Agency Soc Ltd [199800958406]	T14807/2013	2.9611 ha	None	None	None
			44.19 Affected hectares			

The Regional Land Claims Commissioner, Mpumalanga Province will investigate all the claims in terms of the provisions of the Act, any party interested in the above mentioned property is hereby invited to submit within **30 [thirty days]** from the date of publication of this notice to submit any comments, or further information to:

Commissioner for Restitution of Land Rights

Private Bag X11330

Nelspruit

1200



Or 30 Samora Machel Drive

Nelspruit

1200

Tel No: 013 756 6000

Fax No: 013 752 3859


CHECKED BY: MR S MNISI
ACTING D.D. LEGAL
DATE: 12/10/2018

MR M KIPUTHA
THE REGIONAL LAND CLAIMS COMMISSIONER
MPUMALANGA PROVINCE
DATE: 07/11/2018

DEPARTMENT OF RURAL DEVELOPMENT AND LAND REFORM

NO. 1286

23 NOVEMBER 2018

GENERAL NOTICE IN TERMS OF RESTITUTION OF LAND RIGHTS ACT, 1994 [ACT 22 OF 1994] AS AMENDED

Notice is hereby given in terms of **Section 11[1] of the Restitution of the Land Rights Act 1994 [Act 22 of 1994]** as amended, that a **Land claim** for **Restitution of Land Rights** has been lodged by the late Mr. Mzondwiwe Geelbooi Masango Mahlangu ID No: 290803 5083 080 on behalf of Masango family on the property mentioned hereunder situated in **Steve Tshwete Local Municipality, Nkangala District in Mpumalanga Province: KRP: 2305**

CURRENT PARTICULARS OF THE PROPERTY

Haasfontein 28 IS

Description of property	Owner of Property	Title Deed Number	Extent of Property	Bonds	Bond Holder	Other Endorsements
The Remaining Extent of Portion 9	Rossouw Charlotte Hendrika [3706180011081]	T79956/1996	340.6014 ha [Affected Extent is 60.1074 ha]	None	None	K2887/1986S K3740/1992RM

The Regional Land Claims Commissioner, Mpumalanga Province will investigate all the claims in terms of the provisions of the Act, any party interested in the above mentioned property is hereby invited to submit within **30 [thirty days]** from the date of publication of this notice to submit any comments, or further information to:

Commissioner for Restitution of Land Rights
Private Bag X7201

Witbank

1035

or Shop No. E 8

Saveways Crescent Centre

Cnr OR Tambo and Mandela Street

Witbank


1035

TEL NO: 013 655 1000

FAX NO: 013 690 2438


CHECKED BY: MR SUCCESS MNISI
ACTING D.D. LEGAL

DATE: 16/08/2018


MRS. MAPHUTHA
THE REGIONAL LAND CLAIMS COMMISSIONER
MPUMALANGA PROVINCE

DATE: 07/11/2018

DEPARTMENT OF RURAL DEVELOPMENT AND LAND REFORM

NO. 1287

23 NOVEMBER 2018

GENERAL NOTICE IN TERMS OF RESTITUTION OF LAND RIGHTS ACT, 1994 [ACT 22 OF 1994] AS AMENDED

Notice is hereby given in terms of Section 11(1) of the Restitution of the Land Rights Act 1994 [Act 22 of 1994] as amended, that a land claim for **Restitution of Land Rights** has been lodged by Mtsweni George Johannes. ID No. 560627 5607 082 on behalf of Mtsweni Family on the following property mentioned hereunder situated in **Steve Tshwete Local Municipality, Nkangala District, Mpumalanga Province: KRP 1472.**

DOORNBOOM 248 JS

Description of property	Owner of Property	Title Deed Number	Extent of Property	Bonds	Bond Holder	Other Endorsements
The Remaining Extent of Portion 7	Middelveld Trekkers & Implemente Pty Ltd [75/01259/07]	T83633/1989	171.3064 ha	None	None	K345/1988S
Portion 10	National Government of the Republic of South Africa	T1289/2012	85.6532 ha	None	None	None
AFFECTED HECTARES			134.4222			

The Regional Land and Claims Commissioner, Mpumalanga Province will investigate all the claims in terms of the provisions of the Act, any party interested in the above mentioned property is hereby invited to submit within **30 [thirty days]** from the date of publication of this notice to submit any comments, or further information to:

Commissioner for Restitution of Land Rights

Private Bag X7201

Witbank

1035

or Shop No. E 8

Saveways Crescent Centre

Cnr OR Tambo and Mandela Street

Witbank

1035

TEL NO: 013 655 1000

FAX NO: 013 690 2438



CHECKED BY: MR SUCCESS MNISI

ACTING D.D. LEGAL

DATE: 16/08/2018



MR MAPHUTHA

THE REGIONAL LAND CLAIMS COMMISSIONER

MPUMALANGA PROVINCE

DATE: 07/11/2018

DEPARTMENT OF RURAL DEVELOPMENT AND LAND REFORM

NO. 1288

23 NOVEMBER 2018

GENERAL NOTICE IN TERMS OF RESTITUTION OF LAND RIGHTS ACT, 1994 [ACT 22 OF 1994] AS AMENDED

Notice is hereby given in terms of Section 11(1) of the Restitution of the Land Rights Act 1994 [Act 22 of 1994] as amended, that a land claim for Restitution of Land Rights has been lodged by Mr. Stener September Skosana, ID No. 581117 5477 087 on behalf of Skosana Family on the following property mentioned hereunder situated under Msukaligwa Local Municipality, Gert Sibande District, Mpumalanga Province: KRP 6498

DE WITTEKRANS 218 IS

Description of property	Owner of Property	Title Deed Number	Extent of Property	Bonds	Bond Holder	Other Endorsements
The Remaining Extent of Portion 10	Plaas De Wittekrans [2949/2005]	T168846/2005	279.4932ha (Affected is 15.1222 hectares)	None	None	<ul style="list-style-type: none"> • K 1970/1984] in favour of Manganese Mines Pty Ltd • K224/1983PC • Va1272/1988-k223/83RM

The Regional Land Claims Commissioner, Mpumalanga Province will investigate all the claims in terms of the provisions of the Act, any party interested in the above mentioned property is hereby invited to submit within **30 [thirty days]** from the date of publication of this notice to submit any comments, or further information to:

THE REGIONAL LAND CLAIMS COMMISSIONER
MPUMALANGA PROVINCE
DATE: 07/06/20

DEPARTMENT OF RURAL DEVELOPMENT AND LAND REFORM

NO. 1289

23 NOVEMBER 2018

GENERAL NOTICE IN TERMS OF RESTITUTION OF LAND RIGHTS ACT, 1994 [ACT 22 OF 1994] AS AMENDED

Notice is hereby given in terms of Section 11(1) of the Restitution of the Land Rights Act 1994 [Act 22 of 1994] as amended, that a land claim for **Restitution of Land Rights** has been lodged by **Mr. John Skosana ID No. 620824 5538 080** on behalf of **Skosana Family** on the following property mentioned hereunder situated under **Albert Luthuli Local Municipality, Gert Sibande District, Mpumalanga Province: KRP 1253**

NABOTH 167 IS

Description of property	Owner of Property	Title Deed Number	Extent of Property	Bonds	Bond Holder	Other Endorsements
Portion 1	EXXARO COAL MPUMALANGA PTY LTD [199901028907]	T77921/2003	135.2078ha (Affected hectares is 6.8067)	BC74230/1989	Benoemingssooreenkoms	None

The Regional Land Claims Commissioner, Mpumalanga Province will investigate all the claims in terms of the provisions of the Act, any party interested in the above mentioned property is hereby invited to submit within **30 [thirty days]** from the date of publication of this notice to submit any comments, or further information to:

Commissioner for Restitution of Land Rights

Private Bag X11330

Nelspruit

1200



Or 30 Samora Machel Drive

Nelspruit

1200

Tel No: 013 756 6000

Fax No: 013 752 3859


CHECKED BY: MIR S MNISI
ACTING D.D. LEGAL
DATE: 12/10/2018

MKHAYA MPHUTHA
THE REGIONAL LAND CLAIMS COMMISSIONER
MPUMALANGA PROVINCE
DATE: 07/11/2018

DEPARTMENT OF TRADE AND INDUSTRY

NO. 1290

23 NOVEMBER 2018

CO-OPERATIVES TO BE STRUCK FROM THE REGISTER

1. PHUMELOBALA CO-OP LTD
2. AMAQHIKIZA OQOBO CO-OP LTD
3. IKUSASALETHU YOUTH CO-OP LTD
4. HLANGANA YOUTH PROJECT CO-OP LTD
5. INTER MARKETS HOLDINGS CO-OP LTD
6. TLHAGO MINING CO-OP LTD
7. FIVE STAR CO-OP LTD
8. HAPPY HILL CO-OP LTD
9. TSHWARISANANG ECONOMIC DEVELOPMENT CO-OP LTD
10. MIDRAND ECO SAVINGS AND CREDIT CO-OP LTD
11. SINOSIZO ISIKELO GENERAL HEALTH CARE CENTRE CO-OP LTD
12. ISIBUKO SETHU HOUSING CO-OP LTD
13. MAIKEMISETISO CATERING CO-OP LTD
14. BUHLE BELANGA CO-OP LTD
15. TIRISANO KE MATLA PROJECT CO-OP LTD
16. RHUZE MAIZE PROJECT CO-OP LTD
17. MASAKHIMBUMBA FARMERS CO-OP LTD
18. SEGWAHLENG STONE CRUSHERS CO-OP LTD
19. MASIFUYE FARMERS CO-OP LTD
20. VUSANANI FIBRE-GLASS CO-OP LTD
21. MOUNT FRERE FARMERS CO-OP LTD
22. AFRICAN SOCIAL HEALTH ECONOMIC SOLUTIONS
23. INSIKA FARMERS CO-OP LTD
24. AHEE AHAA CO-OP LTD
25. KWAZE KWASA CO-OP LTD
26. GOD IS GOOD MEN TAXI CO-OP LTD
27. SIZANI CO-OP LTD
28. SEMELELA CO-OP LTD
29. ELUXOLWENI SEWING UPHOLSTERY AND FURNITURE CO-OP LTD

Notice is hereby given that the names of the abovementioned co-operatives will, after the expiration of sixty days from the date of this notice, be struck off the register in terms of the provisions of section 73(1) of the Co-operatives Act, 2005, and the co-operatives will be dissolved unless proof is furnished to the effect that the co-operatives are carrying on business or are in operation.

Any objections to this procedure, which interested persons may wish to raise, must together with the reasons therefore, be lodged with this office before the expiration of the period of sixty days.

REGISTRAR OF CO-OPERATIVES

Office of the Registrar of Co-operatives

Dti Campus

77 Meintjies Street

Pretoria

0002

Private Bag X237

Pretoria

0001

DEPARTMENT OF TRADE AND INDUSTRY

NO. 1291

23 NOVEMBER 2018

CO-OPERATIVES TO BE STRUCK FROM THE REGISTER

1. IZINGCWETI CO-OP LTD
2. ASAZANE CO-OP LTD
3. AMASU OKUPHILA CO-OP LTD
4. UTOLO WOMEN'S CLEANING AND GREENING SERVICES CO-OP LTD
5. LAER-LETABA SITRUSKOOOPERASIE BEPERK
6. INDUMISO TRADING AND PROJECTS CO-OP LTD
7. ISIBUSISO 1984 PRIMARY CO-OP LTD
8. MARANATHA MULTI-PURPOSE CO-OP LTD
9. USE OF WORDS CO-OP LTD
10. BOMATHATHE PROJECTS AND CO-OP LTD
11. MATSHAYA HOMESTEAD CO-OP LTD
12. ABAFANA BENHLANGANO CO-OP LTD
13. DEDELABANYE CO-OP LTD
14. GEBANE SIMANZI MAIZE CO-OP LTD
15. LUKHANYO MULTI-PURPOSE COMMUNITY CO-OP LTD
16. EZOLIMO NEMFUYO AGRICULTURAL CO-OP LTD
17. MPALANGA TRADING CO-OP LTD
18. AFRICAN ENVIRONMENT CLEANING AND LAUNDRY CO-OP LTD
19. DIMBAZA SAVINGS AND CREDIT CO-OP LTD
20. MATAITOL MINING AND LOGISTICAL SERVICES CO-OP LTD
21. USE OF WORDS MULTI-PROJECT CO-OP LTD

Notice is hereby given that the names of the abovementioned co-operatives will, after the expiration of sixty days from the date of this notice, be struck off the register in terms of the provisions of section 73(1) of the Co-operatives Act, 2005, and the co-operatives will be dissolved unless proof is furnished to the effect that the co-operatives are carrying on business or are in operation.

Any objections to this procedure, which interested persons may wish to raise, must together with the reasons therefore, be lodged with this office before the expiration of the period of sixty days.

REGISTRAR OF CO-OPERATIVES

Office of the Registrar of Co-operatives
Dti Campus
77 Meintjies Street
Pretoria
0002

Private Bag X237
Pretoria
0001

DEPARTMENT OF TRADE AND INDUSTRY

NO. 1292

23 NOVEMBER 2018

CO-OPERATIVES THAT HAVE BEEN REMOVED FROM THE REGISTER

- 1 .KHUMSADA CO-OP LTD
2. NOMABASBONE CO-OP LTD
3. MARI GOLD TRADING CO-OP LTD
4. PHEMBA CO-OP LTD
5. SAKHAISIZWE TRANSPORT CO-OP LTD
6. SIYAPHILISANA CLEANING AND GREENING CO-OP LTD
7. SICELUSIZO CO-OP LTD
8. YONLANDI ISIZWE CO-OP LTD
9. SIYAKHULA MULTI-PURPOSE CO-OP LTD
10. UMQONDOMUHLE CO-OP LTD
11. HIVUNWE HINGA SWENDLA CO-OP LTD
12. NTABANHLE WELDING CO-OP LTD
13. RING MY BELL CO-OP LTD
14. SIFOSO KUHLE CO-OP LTD

Notice is hereby given that the names of the abovementioned co-operatives have been removed from the register in terms of the provisions of section 73(1) of the Co-operatives Act, 2005.

REGISTRAR OF CO-OPERATIVES

Office of the Registrar of Co-operatives
Dti Campus
77 Meintjies Street
Pretoria
0001

Private Bag X237
Pretoria
0002

DEPARTMENT OF TRADE AND INDUSTRY

NO. 1293

23 NOVEMBER 2018

CO-OPERATIVES THAT HAVE BEEN REMOVED FROM THE REGISTER

1. TSHWARANANG JEWELLERY AND HANDCRAFT CO-OP LTD
2. ZIZAMELE CLEANING SERVICES CO-OP LTD
3. NEW CREATIVE MEDIA CO-OP LTD
4. G4M CO-OP LTD
5. INGONYAMA CONSTRUCTION CO-OP LTD
6. SIZAKANCANE WOMEN CO-OP LTD
7. SOZAMA NDEBELE BEADED CRAFT CO-OP LTD
8. HLAKANIPHANI MA-AFRIKA TRADING CO-OP LTD
9. C M L AGRI CO-OP LTD
10. RE A DIRA CLEANING CO-OP LTD
11. ZONKE BONKE CO-OP LTD
12. KEFENTSE CO-OP LTD
13. CC CONNECTION CO-OP LTD
12. SEABAKGWANA MANUFACTURING CO-OP LTD
14. BUDLANKOMO CROPS FARMING CO-OP LTD
15. SENZANGAKHO INGEYETHU CO-OP LTD
16. PHEMBOKUHLE CO-OP LTD
17. THOLUBUHLE CO-OP LTD
18. THANDANANI ART CRAFT AND JEWELLERY CO-OP LTD
19. VUKANI MA-AFRIKA TRANSPORT AND ALLIED BUSINESS CO-OP LTD
20. HANYANI HANDCRAFT AND JEWELLERY CO-OP LTD
21. KHOMBINDLELA UMZINGULU CO-OP LTD
22. NKUNGUMATHE FARMING CO-OP LTD
23. MANCENCE'S MULTI SERVICE CO-OP LTD
24. MELOKO POULTRY AND EGGS FARMING CO-OP LTD
25. NOKHETHWAKO HANDCRAFT AND JEWELLERY CO-OP LTD
26. UZWANO CO-OP LTD

Notice is hereby given that the names of the abovementioned co-operatives have been removed from the register in terms of the provisions of section 73(1) of the Co-operatives Act, 2005.

REGISTRAR OF CO-OPERATIVES

Office of the Registrar of Co-operatives
Dti Campus
77 Meintjies Street
Pretoria
0001

Private Bag X237
Pretoria
0002

DEPARTMENT OF TRADE AND INDUSTRY

NO. 1294

23 NOVEMBER 2018

CO-OPERATIVES THAT HAVE BEEN REMOVED FROM THE REGISTER

1. CHOC DELICIOUS CO-OP LTD
2. LIYABONA DEVELOPMENT NELSON MANDELA WARD FOURTY CO-OP LTD
3. WORKING TOGETHER CLEANING CO-OP LTD
4. THAMELA CATERING CO-OP LTD
5. ACHIB KWAZULU-NATAL (UMGUNGUNDLOVU) CO-OP LTD
6. THUTO PROCUMENT CO-OP LTD
7. USIBA LWETHU CO-OP LTD
8. ONA LE RONA BRICK PRODUCTION CO-OP LTD
9. THULA UZIBONELE CO-OP LTD
10. IMBIZA MULTI-PURPOSE CO-OP LTD
11. ITSOTENG CLEANING CO-OP LTD
12. S'BAHLE CO-OP LTD
13. WOMEN LIKE THESE TRUCKING CO-OP LTD
14. ITEKENG BURIAL SOCIETY CO-OP LTD
15. DALINGCEBO CO-OP LTD
16. BONGIMVULA CO-OP LTD
17. UPPER NCUNCUZO AGRICULTURAL CO-OP LTD
18. NONJINGA BEADS CLUB CO-OP LTD
19. OLEBILE-THABANG AGRICULTURAL CO-OP LTD
20. NGENA SIDLE CO-OP LTD
21. DAWNING DAY FARMING CO-OP LTD
22. MAMORUKI SEWING CO-OP LTD
23. PHEMBA ISIZWE SEWING CO-OP LTD
24. DISANG PIGGERY CO-OP LTD
25. PHELANG COMMUNITY PROJECT CO-OP LTD
26. RESOLOFETSE CLEANING CO-OP LTD
27. LITTLE FLOWER NELSON MANDELA WARD FOURTY NINE CO-OP LTD
28. INJESUTHI CO-OP LTD
29. MASTER PEER CO-OP LTD
30. SOVUKA KUKHANYE CO-OP LTD
31. MAYIHLASELE WOMEN'S CO-OP LTD
32. NOMZAMO AGRICULTURAL CO-OP LTD
33. PILANE BURIAL SOCIETY CO-OP LTD
34. VUKANI MANGWENI PRIMARY AGRICULTURAL CO-OP LTD

Notice is hereby given that the names of the abovementioned co-operatives have been removed from the register in terms of the provisions of section 73(1) of the Co-operatives Act, 2005.

REGISTRAR OF CO-OPERATIVES

Office of the Registrar of Co-operatives
Dti Campus
77 Meintjies Street
Pretoria
0001

Private Bag X237
Pretoria
0002

DEPARTMENT OF TRADE AND INDUSTRY

NO. 1295

23 NOVEMBER 2018

CO-OPERATIVES THAT HAVE BEEN REMOVED FROM THE REGISTER

1. ASIKHULUME CLEANING CO-OP LTD
2. CANE DEVELOPERS CO-OP LTD
3. IZIKHANYISELE CO-OP LTD
4. ITHOLWAZI CO-OP LTD
5. INCHANGA CO-OP LTD
6. IGUGULESIZWE WASTE MANAGEMENT CO-OP LTD
7. MASAKHENI BANTU CO-OP LTD
8. MALUSI CO-OP LTD
9. MALINDI CO-OP LTD
10. PEACE HEAVEN FUNERAL SERVICES CO-OP LTD
11. QEDINDLALA POULTRY FARMING CO-OP LTD
12. ZUZULWAZI CO-OP LTD
13. DIVERSITY BURIAL SOCIETY CO-OP LTD
12. INKCUBEKO CO-OP LTD
14. UMANYANO NELSON MANDELA WARD TEN CO-OP LTD
15. BUKUBUHLE CATERING AND BAKING CO-OP LTD
16. LUNDINI CO-OP LTD
17. MPHATLALATSANE CLEANING CO-OP LTD
18. MASILEBISANE CO-OP LTD
19. PREMIUM TRANSPORT CO-OP LTD
20. UGQOZI LWENTSHA CO-OP LTD
21. GARDEN EXPERTS CLEANING CO-OP LTD
22. SONQOBA OBANJENI CO-OP LTD
23. NOKWEZI MULTI-PURPOSE CO-OP LTD
24. ZULISA CO-OP LTD
25. TSHOLOFELO CO-OP LTD
26. BUHLEBUZILE KNITTING CO-OP LTD
27. DUMISA CO-OP LTD
28. ENVIROGREEN CO-OP LTD
29. KHETHOKWAKHO FARMING CO-OP LTD
30. INTELEKO YOLWAZI CO-OP LTD

Notice is hereby given that the names of the abovementioned co-operatives have been removed from the register in terms of the provisions of section 73(1) of the Co-operatives Act, 2005.

REGISTRAR OF CO-OPERATIVES

Office of the Registrar of Co-operatives
Dti Campus
77 Meintjies Street
Pretoria
0001

Private Bag X237
Pretoria
0002

DEPARTMENT OF TRADE AND INDUSTRY

NO. 1296

23 NOVEMBER 2018

COMPANIES ACT 71 OF 2008

**INVITATION FOR THE PUBLIC TO COMMENT ON THE FEE INCREASE FOR SERVICES
IN TERMS OF THE COMPANIES ACT 71 OF 2008**

I, Dr Rob Davies, Minister of Trade and Industry, in terms of section 223(1)(b)(v) and 223(2) of the Companies Act, 2008 (Act No. 71 of 2008), hereby publish the revised fees for all CIPC related services.


Interested persons may submit written comments on the revised fees within thirty (30) working days from the date of publication to:

Director General: Department of Trade and Industry
For Attention: Ms Zandile Brown
Private Bag X84
Pretoria
0001

Or hand deliver to:

77 Mentjies Street
Block B, First Floor
Sunnyside
Pretoria

Email: ZBrown@thedti.gov.za



Dr Rob Davies, MP
Minister of Trade and Industry

19 October 2018

**REVISED FEES FOR THE COMPANIES AND INTELLECTUAL
PROPERTY COMMISSION IN TERMS OF THE COMPANIES ACT, 2008**

Proposed Fee increase 2018/19

form_code	form_descr	fine_payable	Current Fee	Proposed Current Fee increase- 5%
COR46.4	Registration of Prospectus or Letter of Allocation	0	5 000,00	5 250,00
PROSPECT	Prospectus	0	3 000,00	3 150,00
DFTPROSP	Draft Prospectus	0	2 000,00	2 100,00
COR126.1	Application for practitioner's license	0	500,00	525,00
COR134.1	Application for accreditation (ADR)	0	500,00	525,00
COR15.1B	Memorandum of incorporation Long Standard form	0	475,00	498,00
COR15.1D	Memorandum of incorporation Long Standard form	0	475,00	498,00
COR15.1E	Memorandum of incorporation Long Standard form	0	475,00	498,00
COR17.1	Application to transfer registration of foreign company	0	400,00	420,00
COR20.1	Registration of External Company	0	400,00	420,00
CM1LTD	Certificate of incorporation Public Company	0	350,00	367,00
NOBJCC	Name Objection Close Corporations Act	0	300,00	315,00
COR46.6	Application to exclude information from a Prospectus	0	300,00	315,00
COR10.1	Application for defensive name	0	250,00	262,00
COR15.3	Notice of alteration of Memorandum of Incorporation	0	250,00	262,00
COR15.4	Notice of translation of Memorandum of Incorporation	0	250,00	262,00
COR15.5	Notice of consolidation of Memorandum of Incorporation	0	250,00	262,00
COR40.1	Notice of resolution to wind-up a solvent company	0	250,00	262,00
COR40.2	Notice of foreign registration of company	0	250,00	262,00
COR89	Notice of Amalgamation or Merger	0	250,00	262,00
COR15.2	Amendment of Memorandum of Incorporation	0	250,00	262,00
CR1	Application for registration of Co-operative	0	215,00	225,00
COR40.5	Application for Re-instatement of Deregistered Company	0	200,00	210,00
COR15.1A	Memorandum of incorporation Short Standard form	0	175,00	183,00
COR15.1C	Memorandum of incorporation Short Standard form	0	175,00	183,00
ARCCDERE	AR Non Compliance CC De-registration	0	175,00	183,00
COR14.1 & A, C, D	Notice of incorporation	0	175,00	183,00
DRAFT	Draft	0	150,00	157,00
NOBJCORR	Request for reasons for decision re name objection	0	150,00	157,00
CK3AR	Application for restoration of CC - AR non-compliance	0	150,00	157,00
ARCORES	Application for restoration of Company - AR non-compliance	0	150,00	157,00
ARRESCO	ANNUAL RETURN RESTORATION - COMPANY	0	150,00	157,00
ARRESCC	ANNUAL RETURN RESTORATION - CC (NON COMPLIANCE)	0	150,00	157,00
DRAFTFIN	Draft Final	0	100,00	105,00
CO141	Share Offer for Sale (Section 141)	0	100,00	105,00
COR18.1	Application to convert a Close Corporation	0	100,00	105,00
COR25	Notice of change of financial year end	0	100,00	105,00
COR46.3	Application concerning Rights Offer Exclusion	0	100,00	105,00
COR16.1	Notice concerning company rules	0	100,00	105,00
COR16.2	Notice of results of vote on company rules	0	100,00	105,00
COR11.1	Application to transfer a name	0	100,00	105,00
COR30.1	Annual Return for Local Company and Close Corporation	0	100,00	105,00
SPECRES	Special Resolution	0	80,00	84,00
CM25LIQ	CM25 for Liquidation of Company	150	80,00	84,00
CO142	Application for exclusion of members/debenture holders	0	75,00	78,00
COR14.1B	Notice of incorporation alternative names for the company	0	75,00	78,00
COR9.1	Application to reserve name (Manual)	0	75,00	78,00
COR9.1	Application to reserve name.(Electronic)		50,00	52,00
COLIQDFT	Company Liquidation Draft	0	50,00	52,00
CR5	Application for reservation of name	0	50,00	52,00
COR10.2	Application to renew a defensive name	0	50,00	52,00
COR9.2	Application to extend name reservation	0	30,00	31,00
DISCLOS	Disclosure	30	30,00	31,00
CR13	Application for inspection of documents.	0	21,50	22,00
CR6	Special resolution for Co-Operative	0	17,50	18,00
CK2	Amendment regarding Accounting Officer and additional	0	30,00	31,00

CONTINUES ON PAGE 258 - PART 3



Government Gazette Staatskoerant

REPUBLIC OF SOUTH AFRICA
REPUBLIEK VAN SUID AFRIKA

Vol. 641

23 November 2018
November

No. 42053

PART 3 OF 5

N.B. The Government Printing Works will not be held responsible for the quality of "Hard Copies" or "Electronic Files" submitted for publication purposes

ISSN 1682-5843



42053



AIDS HELPLINE: 0800-0123-22 Prevention is the cure

Table below refers to Annual Returns

CK2B	Annual Return for Close Corporation
CM23A	Annual Return for Public Companies
CM23B	Annual Return for Private Companies
COR30.3	Annual Return for External Company

Annual Turnover	Filing within 30 business days after anniversary	Filing more than 30 business days after anniversary
Less than R1 Million	R 100	R 150
At least R1 Million, but less than R10 Million	R 450	R 600
At least R10 Million, but less than R25 Million	R 2 000	R 2 500
R25 Million or more	R 3 000	R 4 000

Increased Value		Filing within 30 business days after anniversary
R100.00	R150.00	100
R450.00	R600.00	450
R2000.00	R2500.00	2000
R3000.00	R4000.00	3000

1	2	3	4	5%					
Authority	Purpose of Form	Form	Conditions	Current Value		Increased Value		Rounded down Value	
S.12 (1) R.9	Application to reserve a company name	CoR 9.1	Must be accompanied by a filing fee of R78 if filed manually, or R52 if filed electronically; and any relevant documentation or evidence required in	R 75	R 50	R 78,75	R 52,50	R 78	R 52
S.12 (4) R.9	Application for extension of name reservation	CoR 9.2	Must be accompanied by filing fee of R52 if filed manually, or R31 if filed electronically; and a statement required by regulation 9 (2)(b), and evidence required by regulation 9 (2)(c), if	R 50	R 30	R 52,50	R 31,50	R 52	R 31
R.9 (3)(a)	Notice requiring further particulars in respect of name reservation, issued by the Commission	CoR 9.3							
R.9 (3)(b)	Confirming notice of name reservation, issued by the Commission	CoR 9.4							
R.9 (3)(c)	Notice refusing name reservation or defensive registration, issued by the Commission	CoR 9.5							
S.12 (3)(a) R.9 (4)(a)	Notice of potentially contested name, issued by the Commission	CoR 9.6							
S.12 (3)(b) R.9 (4)(b)	Notice of potentially offensive name, issued by Commission	CoR 9.7							
S.12 (9) R.10 (1)	Application for Defensive Name Registration	CoR 10.1	Must be accompanied by a filing fee of R262 if filed manually, or R210 if filed electronically, and evidence of a direct and material interest in the name.	R 250	R 200	R 262,50	R 210,00	R 262	R 210
S.12 (9) R.10 (2)	Application for Renewal of Defensive Name Registration	CoR 10.2	Must be accompanied by a filing fee of R52 if filed manually, or R31 if filed electronically, and evidence of a direct and material interest in the name.	R 50	R 30	R 52,50	R 31,50	R 52	R 31
S.12 (5) R.11	Application to transfer reserved or defensive name	CoR 11.1	Notice be accompanied by a filing fee of R105 if filed manually, or R78 if filed electronically, and evidence as required by regulation 11 (1)(b).	R 100	R 75	R 105,00	R 78,75	R 105	R 78
S.12 (5) R.11	Notice refusing name transfer, issued by the Commission	CoR 11.2							
S.12 (6) R.12	Notice alleging reservation system abuse, issued by the Commission	CoR 12.1							
S.13 (2) R.14	Notice of Incorporation	CoR 14.1	Payment of a filing fee, subject to a credit - (a) for any amount previously paid to reserve the company's name; or (b) of an amount equal to the fee for name reservation, if the company has chosen to be known by its registration number alone. Must have Memorandum of Incorporation Attached. Refer to Annexure 2, Table CR2B for						
S.13 (4) R.14 (5)	Notice rejecting a Notice of Incorporation, issued by the Commission	CoR 14.2							
S.14 (1)(b) R.14 (6)	Registration Certificate	CoR 14.3							
S.13 (1)(a) R.15 (1)	Standard Form Memorandum of Incorporation	CoR 15.1	Refer to Annexure 2, Table CR 2B for Incorporation fees. May be in any of Form A, B, C, D or E as allowed by regulation 15 (1).						
S.16 (1)(b) R.15 (2)	Notice of Amendment to the Memorandum of Incorporation	CoR 15.2	Payment of a filing fee, unless it is the first such filing by a pre-existing company, as contemplated in Schedule 5, Item 4 (2). Must be accompanied by either the Special Resolution of the company setting out- a) the amendment to the Memorandum of Incorporation, or b) a copy of the complete Memorandum of Incorporation, as amended.	R 250	R 0	R 262,50	R 0,00	R 262	R 0
S.17 (1)(a) R.15 (5)	Notice of Alteration of Memorandum of Incorporation	CoR 15.3	Payment of filing fee of R262.	R 250		R 262,50	R 0,00	R 262	
S.17 (4) R.15 (6)	Notice of Translation of Memorandum of Incorporation	CoR 15.4	Payment of filing fee of R262. Must be accompanied by a copy of the translated Memorandum of Incorporation, a sworn statement, as required by section 17 (4).	R 250		R 262,50	R 0,00	R 262	

S.17 (6) R.15 (7)	Notice of Consolidation of Memorandum of Incorporation	CoR 15.5	Payment of filing fee of R262. Must be accompanied by the consolidated revision of the Memorandum of Incorporation, together with a sworn statement, or a statement of an attorney or notary republic, as required by section 17 (6).	R 250		R 262,50	R 0,00	R 262	
S.17 R.15 (8)	Notice to consolidate the Memorandum of Incorporation, to be issued by Commission	CoR 15.6							
S.15 (3)-(5) R.16 (1)	Notice concerning company rules	CoR 16.1	Payment of a filing fee of R105.	R 100		R 105,00	R 0,00	R 105	
S.15 (3)-(5) R.16 (2)	Notice of result of vote on company rule	CoR 16.2	Payment of a filing fee of R105.	R 100		R 105,00	R 0,00	R 105	
S.13 (5) R.17	Application to transfer registration of foreign company	CoR 17.1	Must be accompanied by R420 fee and all materials listed in regulation 17.	R 400		R 420,00	R 0,00	R 420	
S.13 (6)-(7) R.17 (2)	Notice requiring further particulars of foreign company	CoR 17.2							
S.13 (6)-(7) R.17 (2)	Registration Certificate of domesticated company	CoR 17.3				R 0,00	R 0,00		
S.13 (6)-(7) R.17 (3)	Notice of Refusal to transfer registration of a foreign company	CoR 17.4				R 0,00	R 0,00		
Schedule 2 R.18	Application to convert a close corporation	CoR 18.1	Must be accompanied by a filing fee, the Memorandum of Incorporation, and the consents required by regulation 18 (1)(a). Refer to Annexure 2, Table CR 2B for fees related to Incorporation.			R 0,00	R 0,00		
Schedule 2 R.18	Notice Requiring Further Particulars of conversion of close corporation	CoR 18.2				R 0,00	R 0,00		
Schedule 2 R.18	Registration Certificate	CoR 18.3				R 0,00	R 0,00		
S.22 R.19	Notice to show cause regarding reckless trading or trading under insolvent circumstances, to be issued by the Commission	CoR 19.1				R 0,00	R 0,00		
S.22 R.19	Confirmation notice	CoR 19.2				R 0,00	R 0,00		
S.23 (3) R.20	Notice of Registration of External Company	CoR 20.1	Payment of a filing fee of R420. Must be accompanied by a copy of the certificate of registration or comparable document issued by the jurisdiction within which the company was incorporated, and other items required by regulation 20.	R 400	R 0	R 420,00	R 0,00	R 420	R 0
S.23 R.20	Registration Certificate of External Company	CoR 20.2				R 0,00	R 0,00		
S.23 (3)(ii) R.21	Notice of change of Registered Office	CoR 21.1	The prescribed fee is Nil.			R 0,00	R 0,00		
S.23 R.20	Notice of change of particulars of person to accept service	CoR 21.2	The prescribed fee is Nil.			R 0,00	R 0,00		
S.25 R.24	Notice of Location of Company Records	CoR 22				R 0,00	R 0,00		
S.26 R.24	Request for Access to company Information	CoR 24				R 0,00	R 0,00		
S.27 (4) R.25	Notice of Change of Financial Year End	CoR 25	Payment of a filing fee of R105.	R 100		R 105,00	R 0,00	R 105	
S.33 R.30	Annual Return	CoR 30.1	Refer to Annexure 2, Table CR 2B for fees related to Annual Returns.			R 0,00	R 0,00		
S.33 R.30 (4)	Financial Accountability Supplement to Annual Return	CoR 30.2	To be filed only by companies that do not file audited or independently reviewed annual financial statements.			R 0,00	R 0,00		
S.33 R.30 (7)	Annual Return for External Companies	CoR 30.3	Refer to Annexure 2, Table CR 2B for fees related to Annual Returns.						
Schedule 5 Item 6 R.31	Notice of Board Resolution to convert par value shares	CoR 31	No fee to be charged.						
S.21 R.35	Notice of Pre-incorporation contract	CoR 35.1							
S.21 R.35	Notice of action concerning Pre-Incorporation contract	CoR 35.2							
Various sections R.35	General security holder notice to company and proxy form	CoR 36.1	Not to be filed with Commission.						
Various sections R.36	General company notice to security holders	CoR 36.2	Not to be filed with Commission.						
R.36 (3)	General company notice to holders of beneficial interest	CoR 36.3	Not to be filed with Commission.						
S.75 R.36	Notice of directors personal financial interest	CoR 36.4	Not to be filed with Commission.						
S.70 (6) R.39	Notice of Change of company and external company Directors	CoR 39	Prescribed fee is Nil.						
S.80 to 82 R.40	Notice of special resolution to wind up solvent company	CoR 40.1	Payment of R262 filing fee.	R 250	R 0	R 262,50	R 0,00	R 262	R 0
S.80 to 82 R.40	Notice of foreign registration of company	CoR 40.2	Payment of R262 filing fee.	R 250	R 0	R 262,50	R 0,00	R 262	R 0

S.80 to 82 R.40	Demand notice concerning inactive company or external company, to be issued by Commission	CoR 40.3					
S.80 to 82 R.40	Notice of pending de-registration of company or external company, to be issued by Commission	CoR 40.4					
S.80 to 82 R.40	Application for re-instatement of deregistered company or external	CoR 40.5	Payment of R210 fee.	R 200	R 210,00	R 0,00	R 210
S.84 (6) R.50 (12) R.44	Notice of change of auditor or company official	CoR 44					
S.97 (2) R.46	Notice of Employee Share Scheme	CoR 46.1					
S.97 (2) R.46	Annual certificate of Employee Share Scheme	CoR 46.2		R 400	R 0	R 420,00	R 0,00
S.99 (7) R.46	Application concerning rights offer exclusion	CoR 46.3	Payment of R105 filing fee.	R 400	R 0	R 420,00	R 0,00
S.99 R.46	Registration of Prospectus or Letter of Allocation	CoR 46.4	Must have prospectus appended. Refer to Annexure 2, Table CR2B for	R 100	R 0	R 105,00	R 0,00
S.99 R.46	Registration Certificate of Prospectus or Letter of Allocation	CoR 46.5					
S.99 R.46	Application to exclude information from Prospectus	CoR 46.6	Payment of R315 filing fee.			R 0,00	R 0,00
S.116 (3) R.89	Notice of Amalgamation or Merger	CoR 89	Payment of R262 filing fee, plus ancillary fees for any registration of new company, or de-registration of existing company.	R 300	R 315,00	R 0,00	R 315
R.84	Declaration of coming into or out of concert	TRP 84	To be filed with Panel.	R 250	R 262,50	R 0,00	R 262
R.98	Notice of disclosure of dealings in securities	TRP 98	To be filed with Panel.				
S.122 (1) R.121	Notice of disclosure of acquisition or disposal of securities	TRP 121.1					
S.122 (3) R.121	Notice of acquisition or disposal of securities	TRP 121.2	To be filed with Panel.				
S.129, 131 R.123	Notice of beginning of Business Rescue Proceedings	CoR 123.1					
S.129 (7) R.123 (3)	Notice of appointment of Business Rescue Practitioner	CoR 123.2					
S.129 (7) R.123 (5)	Notice of decision not to begin business rescue proceedings	CoR 123.3					
S.132, 141 R.125	Notice of Business Rescue Status	CoR 125.1					
S.132 (2), 141 R.125 (4)	Notice of Termination of Business Rescue Proceedings	CoR 125.2					
S.152 R.125 (5)	Notice of Substantial Implementation of a Business Rescue Plan	CoR 125.3					
S.138 R.126	Application for Business Rescue Practitioners	CoR 126.1	Payment of R 525 application fee.	R 500	R 525,00	R 0,00	R 525
S.138 R.126	Certificate of Business Rescue Practitioner License	CoR 126.2					
S.166 R.132	Application for ADR	CTR 132.1					
S.166 R.132	Referral for ADR	CTR 132.2					
S.166 R.132	Certificate of failed ADR	CTR 132.3					
S.166 R.134	Application for accreditation (as ADR provider)	CoR 134.1	Payment of R525 application fee.				
S.166 R.134	Registration certificate as ADR provider	CoR 134.2					
S.168 R.135	Complaint to Commission	CoR 135.1					
S.169 R.134	Commission Notice of Non-Investigation	CoR 135.2					
R.137	Commission Notice to Investigate	CoR 137.1					
R.137	Commission Summons	CoR 137.2					
R.137	Commission request for additional information	CoR 137.3					
R.137	Commission Demand for corrected information	CoR 137.4					
R.138	Consent to Order	CoR 138					
R.139	Compliance Notice	CoR 139.1					
R.139	Compliance Certificate	CoR 139.2					
R.140	Referral by Commission or Panel to another regulator	CoR 140.1					
R.140	Commission Notice of Non referral	CoR 140.2					
R.140	Commission referral to Tribunal	CTR 140					
R.142	Application to Tribunal	CTR 142					
R.145	Notice of Motion	CTR 145					
R.147	Request for Condonation	CTR 147					
R.148	Notice of Withdrawal	CTR 148					
R.151	Tribunal Notice of Hearing	CTR 151					

R.160	Tribunal summons	CTR 160			
R.168 (6)	Notice of challenging filed information	CTR 168			
S.9R.188	Request for particulars regarding requested exemption	CTR 178			

Item	Service	Fees Payable (R)	Corresponding form (if any)	5%		
				Current Value	Increased Value	Rounded Down Value
1	Inspection of a corporation file in the Registration Office - (a) personally by applicant..... (b) on the written request of an applicant (*includes up to 12 photocopies of documents, thereafter R0,50 per copy - certification excluded).....	5,00 10,00*	M002	R 5	R 5,25	R 5
2	(a) Photocopy of a document, approximately 298 mm by 210 mm in size or smaller (per copy)..... (b) Photocopy on paper reproduced from microfilm (per copy)..... (c) Photocopy on diazo reproduced from microfilm (per copy).....	0,50 0,50 1,00	M002	R 10	R 10,50	R 10
3	Certification of a document or part of a document (per document).....	5,00	M002			
4	Issuing of a typed certificate in respect of the contents of a form or other document or part thereof.....	20,00	M002			
5	Section of Act relating to consideration of an objection to a name repealed by Companies Act, 71 of 2008	-	-			
6	Section of Act relating to registration of a founding statement repealed by Companies Act,	-	-			
7	Registration of an amended founding statement (changes in particulars in Part A only).....	31,00	CK 2	R 30	R 31,50	R 31
8	Section of Act relating to the restoration of a corporation repealed by Companies Act, 71 of 2008	-	-			
9	Registration of a court order	31,00	CK 5			
10	Section of Act relating to the registration of a resolution to wind up voluntarily repealed by Companies Act, 71 of 2008	-	-			
11	Section of Act relating to the reservation of name or a translated name or an abbreviated name repealed by Companies Act, 71 of 2008	-	-			
12	Lodgement of annual returns by a corporation with an annual turnover of less than R50 million	105,00	CK 2B	R 100	R 105,00	R 105
13	Lodgement of annual returns by a corporation with an annual turnover of R50 million or more	4200,00	CK 2B	R 4 000	R 4 200,00	R 4 200
14	Penalty fee for the late lodgement of an annual return	157,00	CK 2B	R 150	R 157,50	R 157

2. (a)
2. (b)
4.
5.
6.
7.
8.

CoR 15.1A or C
CoR 15.1B, D or E
CoR15.2
Special Resolution
Prospectus
Letter of allocation
Annual Returns

R 175
R 475
R 250
R 80
R 5 000
R 100

5%

R 183,75
R 498,75
R 262,50
R 84,00
R 5 250,00
R 105,00
R 105
R 0

Annual Turnover	Filing within 30 business days after anniversary	Filing more than 30 business days after anniversary
Less than R1 Million	R 100	R 150
At least R1 Million, but less than R10 Million	R 450	R 600
At least R10 Million, but less than R25 Million	R 2 000	R 2 500
R25 Million or more	R 3 000	R 4 000

Increased Value	Filing within 30 business days after anniversary	Filing more than 30 business days after anniversary
R 105,00	R 105	R 157
R 472,50	R 472	R 630
R 2 100,00	R 2 100	R 2 625
R 3 150,00	R 3 150	R 4 200

- 9.

Service to be provided	Fee
Vetting a draft of a proposed amendment to the Memorandum of Incorporation	R 150
Vetting a draft prospectus	R 2 000
Issuing an electronic certificate	R 30
Allowing inspection of a company file	R 100
Certifying a copy of a document on file	R 20
Issuing a certificate relating to company information	R 50
Providing photocopies of documents	R 1.50 per page
Providing data extracts and reports of standard information on the registry, in electronic form	R 10, plus R0.04 per record
Providing data extracts and reports of standard information on the registry, in paper form, to a maximum of 500 records	R 10, plus R0.04 per record

DEPARTMENT OF WATER AND SANITATION

NO. 1297


23 NOVEMBER 2018

**NATIONAL WATER ACT, 1998
(ACT NO. 36 OF 1998)****PROPOSED CLASSES OF WATER RESOURCES AND RESOURCE QUALITY
OBJECTIVES FOR THE MZIMVUBU CATCHMENT**

I, Gugile Nkwinti, in my capacity as Minister of Water and Sanitation and duly authorised in terms of Section 13(4) of the National Water Act, 1998 (Act No. 36 of 1998) hereby publish, the notice for the proposed classes of water resources and the proposed resource quality objectives for the Mzimvubu catchment.

Any person who wishes to submit written comments with regard to the proposed classes of water resources and the proposed resource quality objectives should submit the comments within 60 days from the date of publication of this Notice to:

Director: Water Resource Classification
Attention: Ms Lebogang Matlala
Department of Water and Sanitation
Ndinaye Building 5046
178 Francis Baard Street
Private Bag x 313
Pretoria
0001
Facsimile: 012 336 6712
E-mail: matlalal@dws.gov.za

**NKWINTI GE (MP)****MINISTER OF WATER AND SANITATION****DATE: 23/10/2018**

SCHEDULE

DESCRIPTION OF WATER RESOURCE

The classes and resource quality objectives are determined for all or part of every significant water resource within the Mzimvubu catchment, as set out below:

Catchment:	Mzimvubu
Drainage areas:	Secondary drainage area T3 (Mzimvubu)
River(s) and estuary:	Major rivers include the Mzimvubu, Mzintlava, Thina, Kinira, Tsitsa and Inxu (Wildebees) rivers, and the Mzimvubu Estuary

A. CLASSES OF WATER RESOURCES AS REQUIRED IN TERMS OF SECTION 13(1)(a) OF THE NATIONAL WATER ACT, 1998

- i. A summary of the water resource classes for Integrated Units of Analysis (IUA) (Figure 1) and Target Ecological Categories (TEC) are set out in Table 1 per Resource Unit (RU).
- ii. IUAs are classified in terms of their extent of permissible utilisation and protection as either Class I: indicating high environmental protection and minimal utilisation; Class II indicating moderate protection and moderate utilisation; and Class III indicating sustainable minimal protection and high utilisation.
- iii. Table 1 provides the IUA, its water resource classes and its respective catchment configuration. The catchment configuration consists of a number of biophysical nodes representing river reaches or Resource Units (RUs). The TEC for each RU in the IUA is provided.

B. RESOURCE QUALITY OBJECTIVES OF WATER RESOURCES AS REQUIRED IN TERMS OF SECTION 13(1)(b) OF THE NATIONAL WATER ACT, 1998

- i. Resource Quality Objectives (RQOs) are defined for each High Priority RU in terms of water quantity, habitat and biota, and water quality.
- ii. Table 2 to Table 4 provide the RQOs for each Ecological Water Requirement (EWR) site in a High Priority RU.
- iii. Table 5 represents the water quality RQOs for each IUA for High Priority Resource Units represented by EWR sites and for each High Priority water quality (WQ) RU.
- iv. Tables 6 and 7 represents the ECs and associated RQOs of the Mzimvubu Estuary for water quality, geomorphology, vegetation, invertebrates, fish and birds, respectively to achieve the TEC listed in Table 1.

- v. Table 8 provides the RQOs for each High Priority wetland in the Mzimvubu catchment.
- vi. RQOs will apply from the date signed off as determined in terms of Section 13(1) of the National Water Act, 1998, unless otherwise specified by the Minister.

1. WATER RESOURCE CLASSES AND CATCHMENT CONFIGURATION

Table 1 Summary of Water Resource Classes and Ecological Categories

IUA	Water Resource Class	Quaternary catchment ¹	RU ²	Water resource ³	TEC
T31: Mzimvubu	II	T31A	T31-1	Mzimvubu	B/C
		T31B	T31-2	Krom	B
		T31C	T31-3	Mngeni	B
		T31C	T31-4	Nyongo	C
		T31D	T31-5	Mzimvubu	B
		T31D	T31-6	Riet	C
		T31E	T31-7	Tswereka	B
		T31E	T31-8	Malithasana	B/C
		T31E	T31-9	name unknown	C
		T31E	T31-10	Tswereka	D
		T31F	T31-11	name unknown	B/C
		T31F	T31-12	Mzimvubu	C
		T31F, T31G, T31J	T31-13	Mzimvubu	B/C
		T31H	T31-14	Mvenyane	B
		T31H	T31-15	Mvenyane	B/C
		T31H	T31-16	Mkemanane	B
		T31H	T31-17	name unknown	B/C
		T31H	T31-18	Mkemanane	B/C
		T31J	T31-19	Mzimvubu	B/C
T32_a: Mzintlava	II	T32A	T32-1	Mzintlava	B/C
		T32A	T32-2	Mzintlava	C
		T32B	T32-3	name unknown	B/C
		T32C	T32-4	Mill Stream	B/C
		T32C	T32-5	aManzamnyama	B/C
		T32C	T32-6	Mzintlava	B
		T32C	T32-7	name unknown	B/C

¹ Quaternary catchment representing the largest section of the RU as RUs may cross quaternary catchment boundaries.

² Note that each RU is represented by a biophysical node which has the same name as the RU. Where the RU includes an EWR site, the EWR site name follows the RU name in brackets.

³ This refers to the main river and/or estuary in the RU.

IUA	Water Resource Class	Quaternary catchment ¹	RU ²	Water resource ³	TEC
T32_b: Mzintlava	II	T32D	T32-8	Droewig	C
		T32C, T32D	T32-9	Mzintlava	D
		T32D	T32-10	Mzintlava	D
		T32E, T32F	T32-11	Mvalweni	C
		T32G	T32-12	Mzintlavana	B
		T32H	T32-13	Mzintlava	B
T33_a: Kinira	II	T33A	T33-1	Mafube	B
		T33A	T33-2	Kinira	B/C
		T33A	T33-3	Kinira	C
		T33B	T33-4	Jordan	B
		T33B	T33-5	Seeta	B/C
		T33B	T33-6	Mabele	C
T33_b: Kinira	II	T33C, T33D	T33-7	Morulane	C
		T33E	T33-8	Somabadi	C
		T33G	MRU Kinira (MzimEWR3)	Kinira	C
		T33F	T33-9	Rolo	C
		T33F	T33-10	Ncome	C
		T33G	T33-11	Cabazi	C
		T33H	T33-12	Mnceba	B
		T33H	T33-13	Caba	B
		T33J	T33-14	Mzimvubu	B
T34_a: Thina	I	T34C	T34-1	Tinana	B
		T34A	T34-2	Zindawa	B
		T34A	T34-3	Khohlong	B/C
		T34B	T34-4	Nxotshana	B
T34_b: Thina	II	T34D	T34-5	Thina	B/C
		T34D	T34-6	Tokwana	C
		T34E	T34-7	Bradgate se Loop	B
		T34F	T34-8	Luzi	B/C
		T34G	T34-9	Qwidlana	B
		T34H	MRU Thina_B	Thina	C
		T34H	T34-10	Qhanqu	B
		T34H	T34-11	Ngcothi	B
		T34H	T34-12	Mvuzi	C
		T34J, T34K	MRU Thina_C (MzimEWR2)	Thina	C
T35	I	T35A	T35-1	Tsitsana	B

IUA	Water Resource Class	Quaternary catchment ¹	RU ²	Water resource ³	TEC
		T35B	T35-2	Pot	B
		T35C	T35-3	Mooi	B
		T35C, T35D	T35-4	Mooi	C
		T35D, T35E	MRU Tsitsa_B	Tsitsa	C
		T35E	T35-5	Gqukunqa	B
T35_b: Tsitsa	I	T35F	T35-6	Inxu	B
		T35G	T35-7	Gqaqala	B
		T35F	T35-8	Kuntombizininzi	B
		T35H	MRU Inxu (EWR1)	Inxu	C
		T35G	MRU Gat (IFR1)	Gatberg	B
T35_c: Tsitsa	II	T35H	MRU Inxu	Inxu	B/C
		T35H	T35-9	Umnga	B/C
		T35H	T35-10	Qwakele	B/C
		T35J	T35-11	Ncolosi	C
		T35K	T35-12	Culunca	B/C
		T35K	T35-13	Tyira	C/D
		T35K	T35-14	Xokonxa	C
		T35L	T35-15	Ngcolora	C
		T35M	T35-16	Ruze	B
T35_d: Tsitsa	II	T35K	MRU Tsitsa Ca (MzimEWR1)	Tsitsa	C
		T35L	MRU Tsitsa Cb (EWR1 Lalini)	Tsitsa	C
		T35M	MRU Tsitsa_D	Tsitsa	B
T36_a: Mzimvubu	I	T36A	T36-1	Mzintshana	B
		T36A	T36-2	Mkata	B
		T36A	MRU Mzim (MzimEWR4)	Mzimvubu	C
T36_b: Mzimvubu	I	T36B	MRU Estuary	Mzimvubu Estuary	B

2. RESOURCE QUALITY OBJECTIVES

Resource Quality Objectives for each Resource Unit (RU) are presented in Tables 2 to 8 below. All RQOs are applicable from the date signed off, unless otherwise specified by the Minister.

Table 2 provides the hydrological RQOs for rivers expressed in terms of an assigned volume at the Ecological Water Requirement (EWR) sites. The volume assigned for low (base) flows and for high (flood) flows are also provided. The distribution of this volume across the months must be variable according to a natural (unless specified differently) variability. The variability is dependent on the intra-annual (seasonal) and inter-annual patterns of natural flow conditions. Details are provided in technical documents as follows:

- **Low (base flows):** These flows are provided as a monthly volume in the form of a flow assurance table which provides discharges which must be equalled or exceeded with different percentage frequencies.
- **High (flood) flows:** These flows are a set of flood events defined by a peak discharge in cubic meters per second, an event duration in hours and the frequency of the event. The frequency with which these flood events are expected to occur, as well as the size of each event, is also dependent on the natural variability and this is reflected in the high flow assurance table that defines the volume requirements with different percentage frequencies of exceedance.

Information for MzimEWR1 (Tstitsa River) and MzimEWR4 (Lower Mzimvubu River) are presented as both EWR flows (no dam development) and flows related to Scenario (Sc) 69, i.e. flows required to be released from Ntabelanga and Lalini dams (of the Mzimvubu Water Project (MWP)) to meet downstream ecological requirements. Note that the Sc 69 flows therefore represent the total flows, which include releases, spills and tributary inflows (if relevant) that flow past the EWR site.

Table 2 RIVERS: Summary of key hydrological RQOs

RU	Biophysical node	Water resource	TEC	Low flow volume (MCM ¹)	High flow volume (MCM)	Total flow volume (MCM)	Narrative
Thina_C	MzimEWR2	Thina River	C	89.24	32.41	121.65	Flows must be distributed according to specified requirements in terms of low flows and high flows.
Kinira	MzimEWR3	Kinira River	C	82.87	52.57	135.44	Flows must be distributed according to specified requirements in terms of low flows and high flows.
Tsitsa_Ca	MzimEWR1	Tsitsa River	C	EWR	87.43	135.68	Flows must be distributed according to specified requirements in terms of low flows and high flows.
				Sc 69 ²	48.25	354.7	These flows represent the total flows not to be exceeded if the MWP is implemented. The flows must be distributed as specified.
Tsitsa_Cb	EWR1 Lalini	Tsitsa River	Must be a perennial river to cater for aesthetic and other user requirements (Tsitsa Falls)				This RQO is only relevant if the MWP is implemented. Flows should be released from Lalini Dam to ensure that the Tsitsa Falls are perennial. The flows released from Lalini Dam and the return flows from the main hydropower plant outlet must be equal to Sc 69 at the point in the river downstream of the main hydropower outlet, where the return flows enter back into the river.
Mzim	MzimEWR4	Mzimvubu River	C	EWR	331.16	632.46	Flows must be distributed according to specified requirements in terms of low flows and high flows.
				Sc 69 ²	301.3	2464.9	These flows represent the total flows not to be exceeded if the MWP is implemented. The flows must be distributed as specified.

¹ MCM: million cubic metres² Sc 69 is the scenario comprising the building of dams of the Mzimvubu Water Project (MWP) i.e. Ntabelanga and Lalini dams

Habitat and biota RQOs are provided as Ecological Categories. There are generic narrative and numerical RQOs associated with the Ecological Categories. Table 3 describes these for each Ecological Category relevant for rivers. Table 4 provides the habitat and biota RQOs for each IUA for High Priority RUs in rivers.

Table 3 Generic numerical and narrative RQOs associated with RIVER Ecological Categories

Ecological Category	Generic narrative RQO	Instream and riparian habitat narrative RQO	Fish, macroinvertebrate and riparian vegetation narrative RQO	Numerical RQO
A	Unmodified, near natural.	Very similar to natural reference conditions	Assemblage attributes as specified	≥ A (≥ 92%)
A/B				≥ A/B (≥ 88%)
B	Largely natural with few modifications.	Largely natural with few modifications. The flow regime has been only slightly modified and pollution is limited to sediment. A small change in natural habitats may have taken place. However, the ecosystem functions are essentially unchanged.	Assemblage attributes as specified	≥ B (≥ 82%)
B/C				≥ B/C (≥ 78%)
C	Moderately modified.	Moderately modified. Loss and change of natural habitat and biota have occurred, but the basic ecosystem functions are still predominantly unchanged.	Assemblage attributes as specified	≥ C (≥ 62%)
C/D				≥ C/D (≥ 58%)
D	Largely modified.	Largely modified. A large loss of natural habitat, biota and basic ecosystem functions has occurred.	Assemblage attributes as specified	≥ D (≥ 42%)
D/E				≥ D/E (≥ 38%)
E	Seriously modified.	Seriously modified. The loss of natural habitat, biota and basic ecosystem functions is extensive.	Assemblage attributes as specified	20-39%
F	Critically / Extremely modified.	Critically / Extremely modified. Modifications have reached a critical level and the system has been modified completely with an almost complete loss of natural habitat and biota. In the worst instances the basic ecosystem functions have been destroyed and the changes are irreversible.	Assemblage attributes as specified	0-19%

Table 4 RIVERS: RQOs for habitat integrity, riparian vegetation, geomorphology, macroinvertebrates and fish in High Priority RUs

IUA	Water Resource Class	Quaternary catchment ⁴	RU	Biophysical node	River	Instream Habitat Integrity	Riparian Habitat Integrity	Fish	Macro-invertebrates	Riparian vegetation	Geomorphology
T35_d	II	T35E	MRU Tsitsa_Ca	MzimEWR1	Tsitsa	B/C	C	C	C	C/D	C
T34_b	II	T34J	MRU Thina_C	MzimEWR2	Thina	C	C	B/C	C	C/D	C
T33_b	II	T33G	MRU Kinira	MzimEWR3	Kinira	C	C	C	C	C/D	C
T36_a	I	T36A	MRU Mzim	MzimEWR4	Mzimvubu	B/C	C	C	C	C/D	C

Table 5 provides the water quality RQOs for each IUA for High Priority RUs, either represented by EWR sites assessed in the Mzimvubu Classification study (shown in bold text) or high priority 3(WQ) and 4(WQ) sites. Note that water quality includes both the TEC and the user targets as narrative RQOs.

⁴ Quaternary catchment where EWR site is located.

Table 5 RQOs for RIVERS for water quality (ecological and user) in High Priority RUs containing EWR sites or 3(WQ)/ 4(WQ) sites

IUA	Water Resource Class	Quaternary catchment ⁵	RU ⁶	Water resource	TEC	Component	Sub-Component	Indicator	RQO	
									Narrative	Numerical
IUA T32_a: Mzintlava	II	T32C	RU T32-6: T32C-05273	Mzintlava		River Water Quality	Nutrients	Orthophosphate	Acceptable	50th percentile of the data must be less than 0.025 mg/L PO ₄ -P (aquatic ecosystems: driver).
						River Water Quality	Toxics		Ideal	95 th percentile of the data must be within the TWQR for toxics. Numerical limits can be found in DWAF (1996) and DWAF (2008).
						River Water Quality	Microbial	Faecal coliforms and <i>E.coli</i>	Recreation (full or partial contact)	Meet targets for recreational / other use*.
	II	T32C, T32D	RU T32-9: T32D-05352	Mzintlava		River Water Quality	Nutrients	Orthophosphate	Tolerable	50th percentile of the data must be less than 0.125 mg/L PO ₄ -P (aquatic ecosystems: driver).
						River Water Quality	Toxics		Ideal	95 th percentile of the data must be within the TWQR for toxics. Numerical limits can be found in DWAF (1996) and DWAF (2008).
							Microbial	Faecal coliforms and <i>E.coli</i>	Recreation (full or partial contact)	Meet targets for recreational / other use*.

⁵ Quaternary catchment representing the largest section of the RU as RUs may cross quaternary catchment boundaries⁶ Note that each RU is represented by a biophysical node which has the same name as the RU. Where the RU includes an EWR site, the EWR site name follows the RU name in brackets. RU designation also lists sub-quaternary (SQ) catchments where water quality RQOs are applicable.

IUA	Water Resource Class	Quaternary catchment	RU	Water resource	TEC	Component	Sub-Component	Indicator	RQO	
									Narrative	Numerical
IUA T32 b: Mzimlawa	II	T32D	RU T32-10: T32D-05373	Mzimlawa		River Water Quality	Nutrients	Orthophosphate	Tolerable	50th percentile of the data must be less than 0.125 mg/L PO ₄ -P (aquatic ecosystems: driver).
						River Water Quality	Toxics	.	Ideal	95 th percentile of the data must be within the TWQR for toxics. Numerical limits can be found in DWAF (1996) and DWAF (2008).
						River Water Quality	Salts	Electrical conductivity	Acceptable	95th percentile of the data must be less than or equal to 55 mS/m (aquatic ecosystems: driver).
						River Water Quality	Microbial	Faecal coliforms and <i>E. coli</i>	Recreation (full or partial contact)	Meet targets for recreational / other use*.
	II	T32E, T32F	RU T32-11: T32F-05464	Mvalweni		River Water Quality	Nutrients	Orthophosphate	Tolerable	50th percentile of the data must be less than 0.125 mg/L PO ₄ -P (aquatic ecosystems: driver).
						River Water Quality	Nutrients	Total Inorganic Nitrogen	Acceptable	50 th percentile of the data must be less than 1.0 mg/L TIN-N (aquatic ecosystems: driver).
						River Water Quality	Toxics		Ideal	95 th percentile of the data must be within the TWQR for toxics. Numerical limits can be found in DWAF (1996) and DWAF (2008).
						River Water Quality	Salts	Electrical conductivity	Ideal	95th percentile of the data must be less than or equal to 30 mS/m (aquatic ecosystems: driver).
						River Water Quality	Suspended sediments	Turbidity/clarity or TSS levels.	Acceptable	A moderate change from natural with temporary high sediment loads and turbidity during runoff events (aquatic ecosystems: driver).
						River Water Quality	Microbial	Faecal coliforms and <i>E. coli</i>	Recreation (full or partial contact)	Meet targets for recreational / other use*.

IUA	Water Resource Class	Quaternary catchment	RU	Water resource	TEC	Component	Sub-Component	Indicator	RQO	
									Narrative	Numerical
IUA T33_a: Kinira	II	T33A	RU T33-3: T33A-04990, T33A-04991	Kinira		River Water Quality	Nutrients	Orthophosphate	Acceptable	50th percentile of the data must be less than 0.025 mg/L PO ₄ -P (aquatic ecosystems: driver).
						River Water Quality	Suspended sediments	Turbidity/clarity or TSS levels	Acceptable	A moderate change from natural with temporary high sediment loads and turbidity during runoff events (aquatic ecosystems: driver).
						River Water Quality	Microbial	Faecal coliforms and <i>E.coli</i>	Recreation (full or partial contact)	Meet targets for recreational / other use*.
IUA T33_b: Kinira	II	T33G	MRU Kinira (MzImEWR3): T33E-05213, T33F-05326, T33G-05395	Kinira	B/C	River Water Quality	Suspended sediments	Turbidity/clarity or TSS levels	Tolerable	A large change from natural with erosion being a known cause of unnaturally large increases in sediment loads and turbidity. Habitat often silted but clears (aquatic ecosystems: driver).

IUA	Water Resource Class	Quaternary catchment	RU	Water resource	TEC	Component	Sub-Component	Indicator	RQO	
									Narrative	Numerical
IUA T34_b: Thina	II	T34D	RU T34-6: T34D-05463	Tokwana		River Water Quality	Nutrients	Orthophosphate	Acceptable	50 th percentile of the data must be less than 0.025 mg/L PO ₄ -P (aquatic ecosystems: driver).
							Toxics		Ideal	95 th percentile of the data must be within the TWQR for toxics. Numerical limits can be found in DWAF (1996) and DWAF (2008).
							Microbial	Faecal coliforms and <i>E.coli</i>	Recreation (full or partial contact)	Meet targets for recreational / other use*.
IUA T34_b: Thina	II	T34J, T34K	MRU Thina_C (Mzimewr2): T34H-05772, T34H-05838, T34K-05835	Thina	B	River Water Quality	Suspended sediments	Turbidity/clarity or TSS levels	Acceptable	A moderate change from natural with temporary high sediment loads and turbidity during runoff events (aquatic ecosystems: driver).
							Nutrients	Orthophosphate	Acceptable	50 th percentile of the data must be less than 0.025 mg/L (aquatic ecosystems: driver).

IUA	Water Resource Class	Quaternary catchment	RU	Water resource	TEC	Component	Sub-component	Indicator	RQO	
									Narrative	Numerical
IUA T35_a: Tsitsa	I	T35C, T35D	RU T35-4: T35C-05874	Mooi		River Water Quality	Nutrients	Orthophosphate	Acceptable	50th percentile of the data must be less than 0.025 mg/L PO ₄ -P (aquatic ecosystems: driver).
							Toxics		Ideal	95 th percentile of the data must be within the TWQR for toxics. Numerical limits can be found in DWAF (1996) and DWAF (2008).
							Microbial	Faecal coliforms and <i>E.coli</i>	Recreation (full or partial contact)	Meet targets for recreational / other use*.
IUA T35_b: Tsitsa	I	T35H	MRU Inxu (EWR1): T35F-06020	Inxu		River Water Quality	Nutrients	Orthophosphate	Acceptable	50th percentile of the data must be less than 0.075 mg/L PO ₄ -P (aquatic ecosystems: driver).
							Toxics		Ideal	95 th percentile of the data must be within the TWQR for toxics. Numerical limits can be found in DWAF (1996) and DWAF (2008).
							Microbial	Faecal coliforms and <i>E.coli</i>	Recreation (full or partial contact)	Meet targets for recreational / other use*.
IUA T35_c: Tsitsa	II	T35K	RU T35-14: T35K-06167	Xokonxa		River Water Quality	Nutrients	Orthophosphate	Tolerable	50th percentile of the data must be less than 0.125 mg/L PO ₄ -P (aquatic ecosystems: driver).
							Toxics		Ideal	95 th percentile of the data must be within the TWQR for toxics. Numerical limits can be found in DWAF (1996) and DWAF (2008).
							Microbial	Faecal coliforms and <i>E.coli</i>	Recreation (full or partial contact)	Meet targets for recreational / other use*.

IUA	Water Resource Class	Quaternary catchment	RU	Water resource	TEC	Component	Sub-Component	Indicator	RQO	
									Narrative	Numerical
IUA T35_d: Tsitsa	II	T35K	MRU Tsitsa_Ca (MzimEWR1): T35E-05977, T35K-06037, T35K-06098, T35L-05976	Tsitsa	B	River Water Quality	Nutrients	Orthophosphate	Acceptable	50 th percentile of the data must be less than 0.015 mg/L (aquatic ecosystems: driver).
							Suspended sediments	Turbidity/clarity or TSS levels	Acceptable	Moderate – Large changes from natural are evident, with erosion and urban runoff processes being known causes of unnaturally large increases in sediment loads and turbidity. Increases are not permanent with clearing of habitats at times (aquatic ecosystems: driver).
IUA T36_a: Mzimvubu	I	T36A	MRU Mzim (MzimEWR4): T36A-06250, T36A-06354, T36B-06391	Mzimvubu	A/B	River Water Quality	Suspended sediments	Turbidity/clarity or TSS levels	Acceptable	Moderate changes from natural with temporary high sediment loads and turbidity during runoff events. Urban activities and land-use have resulted in high sediment loads

TWQR = Target Water Quality Range (DWAf, 1996a).

DWAf (1996): South African Water Quality Guidelines: Volume 7: Aquatic Ecosystems.

DWAf (2008): Methods for determining the water quality component of the Ecological Reserve for rivers.

* Note that all river faecal coliform and *E. coli* targets for full and partial contact are presented in terms of SA National Microbial Monitoring Programme (NMMP) guidelines and health risks in terms of counts/100 mL, as follows:

Low	Medium	High
< 600	600 - 2 000	> 2 000

Guidelines are provided in the absence of data or knowledge of recreational activities in the area.

Ecological Categories for estuaries represent both a numerical and narrative RQO, according to the guidelines in Table 6. In accordance with these guidelines the Ecological Categories and associated RQOs of the Mzimvubu Estuary for flow, water quality, sediment dynamics, vegetation, macrophytes, microalgae, invertebrates, fish and birds, respectively to achieve the target Ecological Category (as listed in Table 1) are presented in Table 7. The configurations of TECs, as well as quantification of RQOs, are based on best available information at the time of gazettement. RQOs for complex and dynamic ecosystems such as estuary may require refinement to meet the target Ecological Category if so indicated by future monitoring programmes (through the adaptive management approach).

Table 6 Generic numerical and narrative RQOs associated with Ecological Categories for ESTUARIES

Ecological Category	Generic narrative RQO	Narrative RQO	Numerical RQO
A	Unmodified, or approximates natural condition	Characteristics of resource should be determined by unmodified natural disturbance regimes. No human induced risks to abiotic and biotic maintenance of resource. The supply capacity of resource not to be used.	> 92%
A/B			> 87%
B	Largely natural with few modifications.	Small change in natural habitats and biota may have taken place, but ecosystem functions are essentially unchanged. Only a small risk of modifying natural abiotic template and exceeding resource base should not be allowed. Although risk to well-being and survival of especially intolerant biota at a very limited number of localities may be slightly higher than expected under natural conditions, the resilience and adaptability of biota must not be compromised. Impact of acute disturbances must be totally mitigated by presence of sufficient refuge areas.	> 78%
B/C			> 72%
C	Moderately modified.	Loss and change of natural habitat and biota have occurred, but basic ecosystem functions still predominantly unchanged. A moderate risk of modifying the abiotic template and exceeding the resource base may be allowed. Risks to well-being and survival of intolerant biota may generally be increased with some reduction of resilience and adaptability at a small number of localities. Impact of local and acute disturbances must at least partly be mitigated by the presence of sufficient refuge areas.	> 63%
C/D			> 57%
D	Largely modified	Large loss of natural habitat, biota and basic ecosystem functions has occurred. Large risk of modifying the abiotic template and exceeding the resource base. Risk to the well-being and survival of intolerant biota at a large number of localities depending on their resilience and adaptability. Associated increase in abundance of tolerant species must not be allowed to assume pest proportions. Impact of local and acute disturbances must at least to some extent be mitigated by refuge areas.	> 43
D/E			≥ 37%
E	Seriously modified	Loss of natural habitat, biota and basic ecosystem functions is extensive	> 23%
E/F			> 17%
F	Critically modified	Modifications have reached a critical level and ecosystem modified completely with an almost complete loss of natural habitat and biota. In worst instances basic ecosystem functions have been destroyed and changes are irreversible	≤ 17%

Table 7 **MZIMVUBU ESTUARY: RQOs for hydrology, hydrodynamics, water quality, sediment dynamics, microalgae, macrophytes, invertebrates, fish and birds (based on best available information at time of gazettement)**

IUA	Water Resource Class	Quaternary Catchment	RU	Water resource	Target EC	Component	Sub-Component	Indicator	RQO	
									Narrative	Numerical
IUA T36_b		T36B	MRU Estuary	Mzimvubu Estuary	B	Hydrology	-	Protect the flow regime to create the required habitat for birds, fish, macrophytes, microalgae and water quality	<ul style="list-style-type: none"> Changes in river inflow distribution patterns (i.e. floods and base flows) less than 5% from that of Scenario 69 (i.e. the target flow scenario). 	Maintain TEC = A (> 92%).
						Hydro-dynamics	-	Maintain a mouth conditions to protect estuarine ecosystems and the associated habitat for birds, fish, macrophytes, microalgae and water quality	<ul style="list-style-type: none"> Estuary mouth not to close or become very constricted Changes in tidal amplitude at the tidal gauge not to be more than 20% from present baseline (refer to DWS, 2014a, 2014b and 2017). 	Maintain TEC = A (> 92%).
						Water quality	Salinity	Water quality to be suitable for maintaining TEC for dependent biotic components.	<ul style="list-style-type: none"> Salinity in lower reaches to remain above 20 for at least 4 to 6 months (i.e. overlapping with winter period) Salinity in lower reaches to remain above 25 and in middle reaches above 15 for at least 1 to 2 months (overlapping with winter period). 	Maintain TEC = A/B (> 87%).
							pH		River: pH 7.0 - 8.5 Estuary: pH 7.0 - 8.5	Maintain TEC = C (> 63%).
							Dissolved oxygen		River: DO > 6 mg/l Estuary: DO > 6 mg/l	
							Turbidity		River: Naturally turbid Estuary: Naturally turbid	
							Nutrients		<ul style="list-style-type: none"> Dissolved Inorganic Nitrogen (DIN) < 200 µg/l (monthly average) Dissolved Inorganic Phosphate (DIP) < 30 µg/l (monthly average). 	

IUA	Water Resource Class	Quaternary Catchment	RU	Water resource	Target EC	Component	Sub-Component	Indicator	RQO	
									Narrative	Numerical
									Estuary: <ul style="list-style-type: none"> ▪ Dissolved Inorganic Nitrogen (DIN) < 150 µg/l (average across estuary) ▪ Dissolved Inorganic Phosphate (DIP) < 20 µg/l (average across estuary) ▪ Total metal concentrations in water not to exceed target values as per South African Water Quality Guidelines for coastal marine waters (DWAF, 1995 or official future updates thereof) ▪ Total metal concentration in sediment not to exceed target values as per WIO Region guidelines (UNEP/Nairobi Convention Secretariat and CSIR, 2009 or official future updates thereof for South Africa) 	
							Toxics			
							Micro-biology		For recreational use areas in estuary (refer to DEA, 2012): <ul style="list-style-type: none"> ▪ Enterococci < 185 counts per 100 ml (90th percentile), and ▪ E. coli < 500 counts per 100 ml (90th percentile). 	-
						Sediment dynamics				Maintain TEC = A/B (> 87%)
						Microalgae				Maintain TEC = C (> 63%)
						Macrophytes				Maintain TEC = C (> 63%)
						Invertebrates				Maintain TEC = A/B (> 87%)
						Fish				Maintain TEC = B/C (> 72%)
						Birds				Maintain TEC of C/D (> 60%).

- Department of Environmental Affairs. 2012. South African water quality guidelines for coal marine waters. Volume 2: Guidelines for Recreational Use.
- Department of Water Affairs and Forestry (DWAF). 1995. South African Water Quality Guidelines for Coastal Marine Waters. Volume 1: Natural Environment. Pretoria.
- Department of Water and Sanitation (DWS), South Africa. 2014a. Feasibility Study for the Mzimvubu Water Project Reserve Determination: Volume 2: Estuary DWS Report No: P WMA 12/T30/00/5212/7.
- Department of Water and Sanitation (DWS), South Africa. 2014b. Feasibility Study for the Mzimvubu Water Project: Reserve Determination: Volume 3: Estuary Appendices. DWS Report No: P WMA 12/T30/00/5212/7.
- Department of Water and Sanitation (DWS), South Africa, 2017. Determination of Water Resource Classes and Resource Quality Objectives for Water Resources in the Mzimvubu Catchment. Estuary EWR Report. Prepared by Council for Scientific and Industrial Research for Scherman Collopy and Associates cc. Report no. WE/WMA7/00/CON/CLA/0717.
- UNEP/Nairobi Convention Secretariat and CSIR. 2009. Guidelines for the Establishment of Environmental Quality Objectives and Targets in the Coastal Zone of the Western Indian Ocean (WIO) Region, UNEP, Nairobi, Kenya, 169p.

Table 8 RQOs for High Priority wetlands of the Mzimvubu catchment

IUA	Water Resource Class	Quaternary Catchment	RU	Water Resource	TEC	Component	Sub-component	Indicator	RQO	
									Narrative	Numerical
IUA T31	II	T31D, T31E, T31F: T31D-05076, T31E-05013, T31F-05112, T31F-05108, T31F-05111	T31-5, T31-12, T31-13	Wetlands: Mzimvubu floodplains	C	Quantity	Hydrology	Wetland hydrology score. Detailed assessment of wetland hydrology using a PES tool.	The quantity and timing of inputs, and the distribution and retention patterns within the wetland must be maintained to avoid the loss of wetland hydrological function.	
							Shallow flooding by damming	Impact score within Wet-Health.	The current extent of damming within the wetland complex should not be permitted to increase	The aerial extent of damming within the delineated wetland area shall not exceed 8.4%.
						Quality			Detailed data of water quality indicators for this wetland were not available and no detailed RQOs related to water quality have been determined.	
							General wetland vegetation	Impact score: Wetland vegetation score and PES as assessed with Wet-Health.	The wetland vegetation must be maintained to ensure that the ecosystem structure and function are maintained.	Present condition is a D (impact score of 4.7), while the TEC is a C (impact score of 3.9 or less). The numerical criteria should equate to the same or improved value.
						Habitat	Loss / de-fragmentation due to direct agricultural activities	Impact score (aerial extent) as assessed with Wet-Health.	Direct agricultural activities and croplands should not be permitted to increase in extent within the wetland complex.	The aerial extent of agricultural activities and croplands within the delineated wetland area shall not exceed 20%.
							Loss / de-fragmentation due to infrastructure, including canals, furrows and trenching	Impact score (aerial extent) as assessed with Wet-Health.	Additional development of infrastructure should not be permitted within the wetland complex.	The aerial extent of infrastructure, including canals, furrows and trenching, within the delineated wetland area shall not exceed 5%.

IUA	Water Resource Class	Quaternary Catchment	RU	Water Resource	TEC	Component	Sub-component	Indicator	RQO	
									Narrative	Numerical
							Overall vegetation PES	Wetland vegetation score and PES as assessed with Wet-Health.	The overall wetland PES as indicated by the vegetation component of Wet-Health, must be maintained, or the TEC should be achieved.	Present condition is a D (impact score of 4.7), while the TEC is a C (impact score of 3.9 or less). The numerical criteria should equate to the same or improved value.
						Biota	Endangered crane species	Counts of the number of breeding pairs of crane species.	Water quantity, vegetation condition and land use practices must be maintained so as to not cause any population decline.	Data exist but were not available for this assessment
							Invasive alien vegetation	Impact score (aerial extent) as assessed with Wet-Health.	Invasive alien vegetation within the wetland complex should be kept in check so as not to increase in aerial extent.	The aerial extent of invasive alien vegetation within the delineated wetland area shall not exceed 3%.

IUA	Water Resource Class	Quaternary Catchment	RU	Water Resource	TEC	Component	Sub- component	Indicator	RQO	
									Narrative	Numerical
IUA T33_a	II	T33A: 04990, 04991, 05011	T33-1 T33-2 T33-3	Wetlands: Matatiele Floodplains	C	Water quantity	Hydrology	Wetland hydrology score. Detailed assessment of wetland hydrology using a PES tool.	The quantity and timing of inputs, and the distribution and retention patterns within the wetland must be maintained to avoid the loss of wetland hydrological function.	
							Shallow flooding by damming	Impact score within Wet-Health.	The current extent of damming within the wetland complex should not be permitted to increase	The aerial extent of damming within the delineated wetland area shall not exceed 2.2%.
							General wetland vegetation	Impact score: Wetland vegetation score and PES as assessed with Wet-Health.	The wetland vegetation must be maintained to ensure that the ecosystem structure and function are maintained.	Present condition is a D (impact score of 5.5), while the TEC is a C (impact score of 3.9 or less). The numerical criteria should equate to the same or improved value.
						Habitat	Loss / defragmentation due to direct agricultural activities	Impact score (aerial extent) as assessed with Wet-Health.	Direct agricultural activities and croplands should not be permitted to increase in extent within the wetland complex.	The aerial extent of agricultural activities and croplands within the delineated wetland area shall not exceed 34%.
							Loss / defragmentation due to infrastructure, including canals, furrows and trenching	Impact score (aerial extent) as assessed with Wet-Health.	Additional development of infrastructure should not be permitted within the wetland complex.	The aerial extent of infrastructure, including canals, furrows and trenching, within the delineated wetland area shall not exceed 4.5%.
							Overall vegetation PES	Wetland vegetation score and PES as assessed with Wet-Health.	The overall wetland PES as indicated by the vegetation component of Wet-Health, must be maintained, or the TEC should be achieved.	Present condition is a D (impact score of 5.5), while the TEC is a C (impact score of 3.9 or less). The numerical criteria should equate to the same or improved value.
						Biota	Invasive alien vegetation	Impact score (aerial extent) as assessed with Wet-Health.	Invasive alien vegetation within the wetland complex should be kept in check so as not to increase in aerial extent.	The aerial extent of invasive alien vegetation within the delineated wetland area shall not exceed 3%.

	T35_b							Detailed data of water quality indicators for this wetland were not available and no detailed RQOs related to water quality have been determined.				Wetland hydrology score. Detailed assessment of wetland hydrology using a PES tool.
								Hydrology	Water quantity	Wetland hydrology score. Detailed assessment of wetland hydrology using a PES tool.	The aerial extent of damming within the delineated wetland area shall not exceed 0%..	Impact score within Wet-Health.
							B	Shallow flooding by damming	Habitat	Impact score within Wet-Health.	Present condition is a B (impact score of 1.8). The numerical criteria should equate to the same or improved value.	Impact score: Wetland vegetation score and PES as assessed with Wet-Health.
								General wetland vegetation		Impact score: Wetland vegetation score and PES as assessed with Wet-Health.	The aerial extent of agricultural activities and croplands within the delineated wetland area shall not exceed 3.5%.	Impact score (aerial extent) as assessed with Wet-Health.
								Loss / defragmentation due to direct agricultural activities		Impact score (aerial extent) as assessed with Wet-Health.	The aerial extent of commercial plantations or forestry within the delineated wetland area shall not exceed 10%.	Impact score (aerial extent) as assessed with Wet-Health.
								Loss / defragmentation due to commercial plantations or forestry		Impact score (aerial extent) as assessed with Wet-Health.	The aerial extent of infrastructure, including canals, furrows and trenching, within the delineated wetland area shall not exceed 2%.	Impact score (aerial extent) as assessed with Wet-Health.
								Overall vegetation PES		Wetland vegetation score and PES as assessed with Wet-Health.	Present condition is a B (impact score of 1.8). The numerical criteria should equate to the same or improved value.	Wetland vegetation score and PES as assessed with Wet-Health.

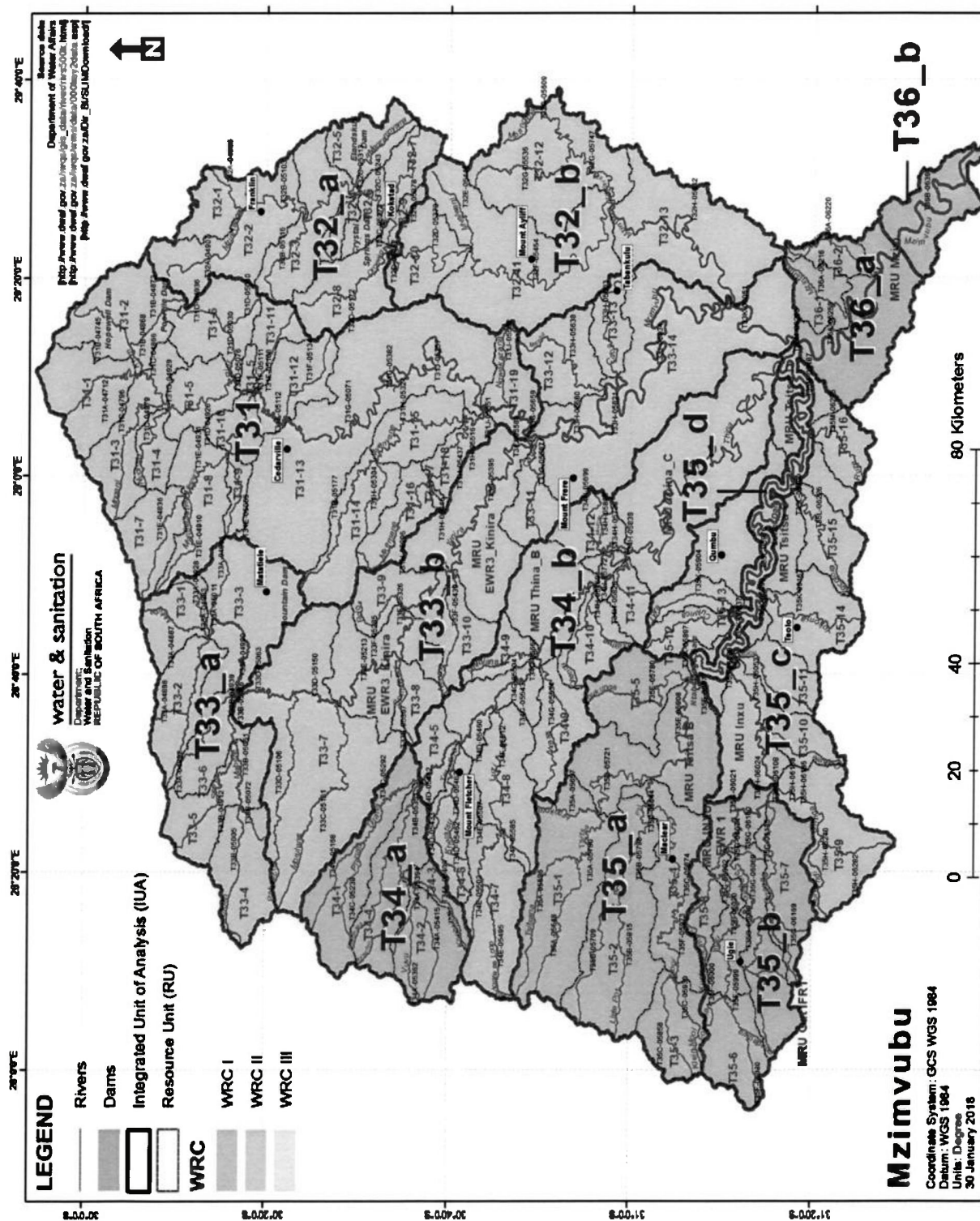


Figure 1 Water Resource Classes for IUAs of the Mzimvubu catchment 25

DEPARTMENT OF WATER AND SANITATION

NO. 1298

23 NOVEMBER 2018

**NATIONAL WATER ACT, 1998
(ACT NO.36 OF 1998)****PROPOSED CLASSES OF WATER RESOURCE AND RESOURCE QUALITY OBJECTIVES
FOR THE BREEDE-GOURITZ WATER MANAGEMENT AREA**

I, Gugile Nkwinti, Minister of Water and Sanitation, hereby in terms of section 13(4) of the National Water Act, 1998 (Act No. 36 of 1998) publish, for public comment, the proposed classes of water resources and the proposed resource quality objectives for the Breede-Gouritz Water Management Area, in the Schedule, to be determined under S13(1) of the Act.

Any person who wishes to submit written comments with regard to the proposed classes of water resources and the proposed resource quality objectives should submit the comments within 60 days from the date of publication of this Notice to:

Director: Water Resource Classification
Attention: Ms Lebogang Matlala
Department of Water and Sanitation
Ndinaye Building 5046
178 Francis Baard Street
Private Bag x 313
Pretoria
0001
Facsimile: 012 336 6712
Email: matlalal@dws.gov.za



MR NKWINTI GE (MP)
MINISTER OF WATER AND SANITATION
DATE: 23/10/2018

SCHEDULE

DESCRIPTION OF THE WATER RESOURCE

The proposed water resource classes and resource quality objectives are determined for all or part of every significant water resource as set out below:

Water Management Area: Breede-Gouritz
Drainage Region: G40-G50, H10- H90, J10-J40, K10-K70 Tertiary Drainage Region
River(s): Breede Overberg Area: Breede River, Rivieronderend River, Overberg River, as well as other smaller coastal rivers. Gouritz Coastal Area: Gouritz River, Buffels River, Touws River, Groot River, Gamka River, Olifants River, Kammanassie River, and smaller coastal rivers.

A. PROPOSED WATER RESOURCE CLASSES AS REQUIRED IN TERMS OF SECTION 13(4)(a)(i)(aa) OF THE NATIONAL WATER ACT, 1998

- i. The proposed water resource classes for Breede-Gouritz Water Management Area are listed in Table 1 according to the overall class per integrated unit of analysis (IUA), indicated in Figure 1 for Breede Overberg Area and indicated in Figure 2 for Gouritz Coastal Area.
- ii. IUAs are classified in terms of their extent of permissible utilisation and protection as either Class I: indicating high environmental protection and minimal utilisation; Class II indicating moderate protection and moderate utilisation; and Class III indicating sustainable minimal protection and high utilisation.
- iii. Table 1 provides the IUA, its water resource class and its respective catchment configuration. The catchment configuration consists of a number of biophysical nodes representing river reaches or resource units (RUs). The ecological category to be maintained for each RU in the IUA is provided.

B. RESOURCE QUALITY OBJECTIVES OF WATER RESOURCES AS REQUIRED IN TERMS OF SECTION 13(4)(a)(i)(bb) OF THE NATIONAL WATER ACT, 1998

- i. Resource Quality Objectives (RQOs) are defined for each prioritised RU for every IUA in terms of water quantity, habitat and biota, and water quality. Prioritised RUs for Breede Overberg Area are indicated in Figure 1 and prioritised RUs for Gouritz Coastal Area are indicated in Figure 2.
- ii. Table 2 to Table 17 provide the RQOs for RIVERS in priority RUs.
- iii. Table 18 to Table 26 provide the RQOs for ESTUARIES in priority RUs.
- iv. Table 27 to Table 40 provide the RQOs for GROUNDWATER in priority RUs.
- v. RQOs will apply from the date signed off as determined in terms of Section 13(1) of the National Water Act, 1998, unless otherwise specified by the Minister.

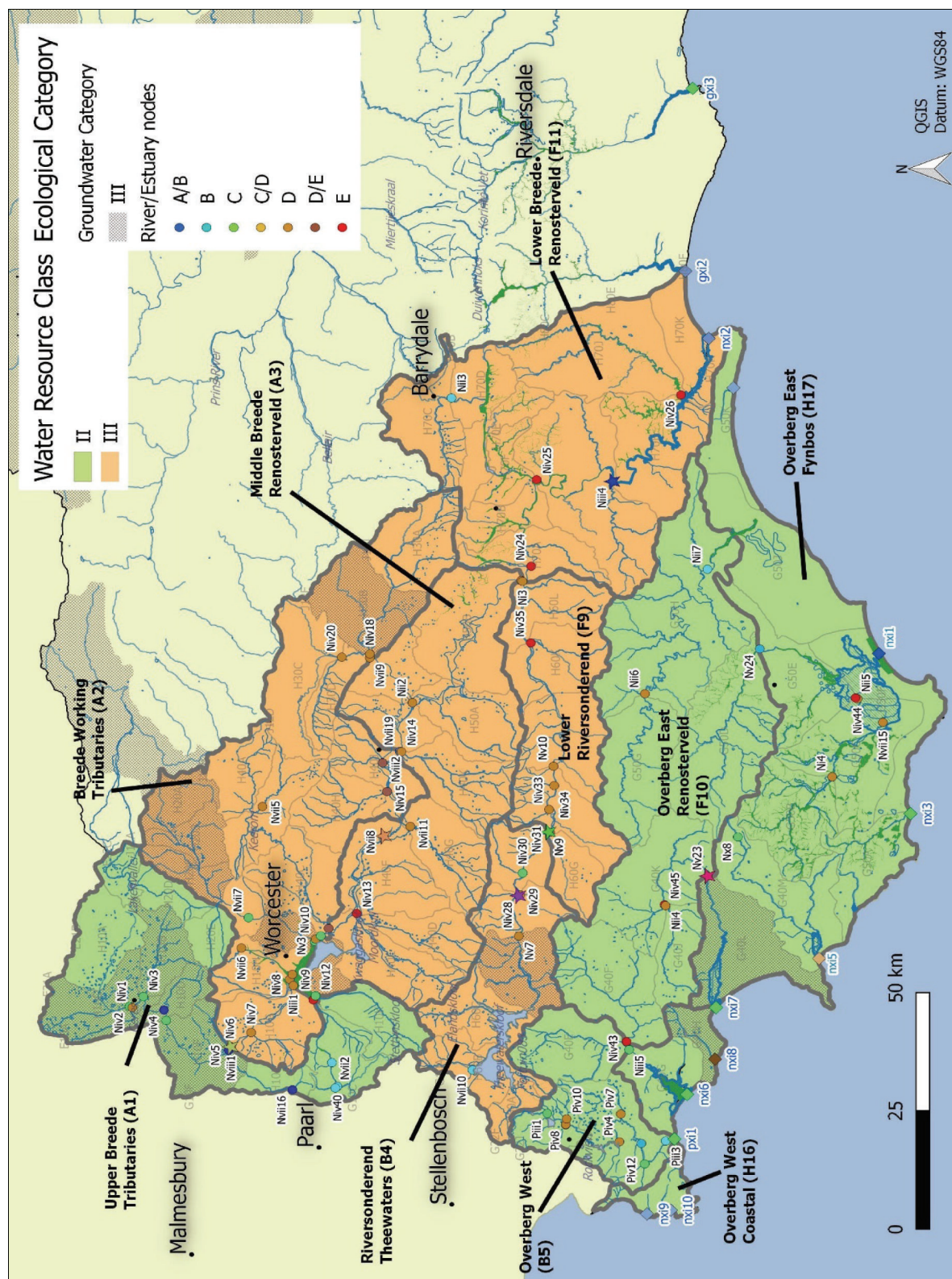


Figure 1: Proposed Water Resource Classes for the Breede Overberg Area

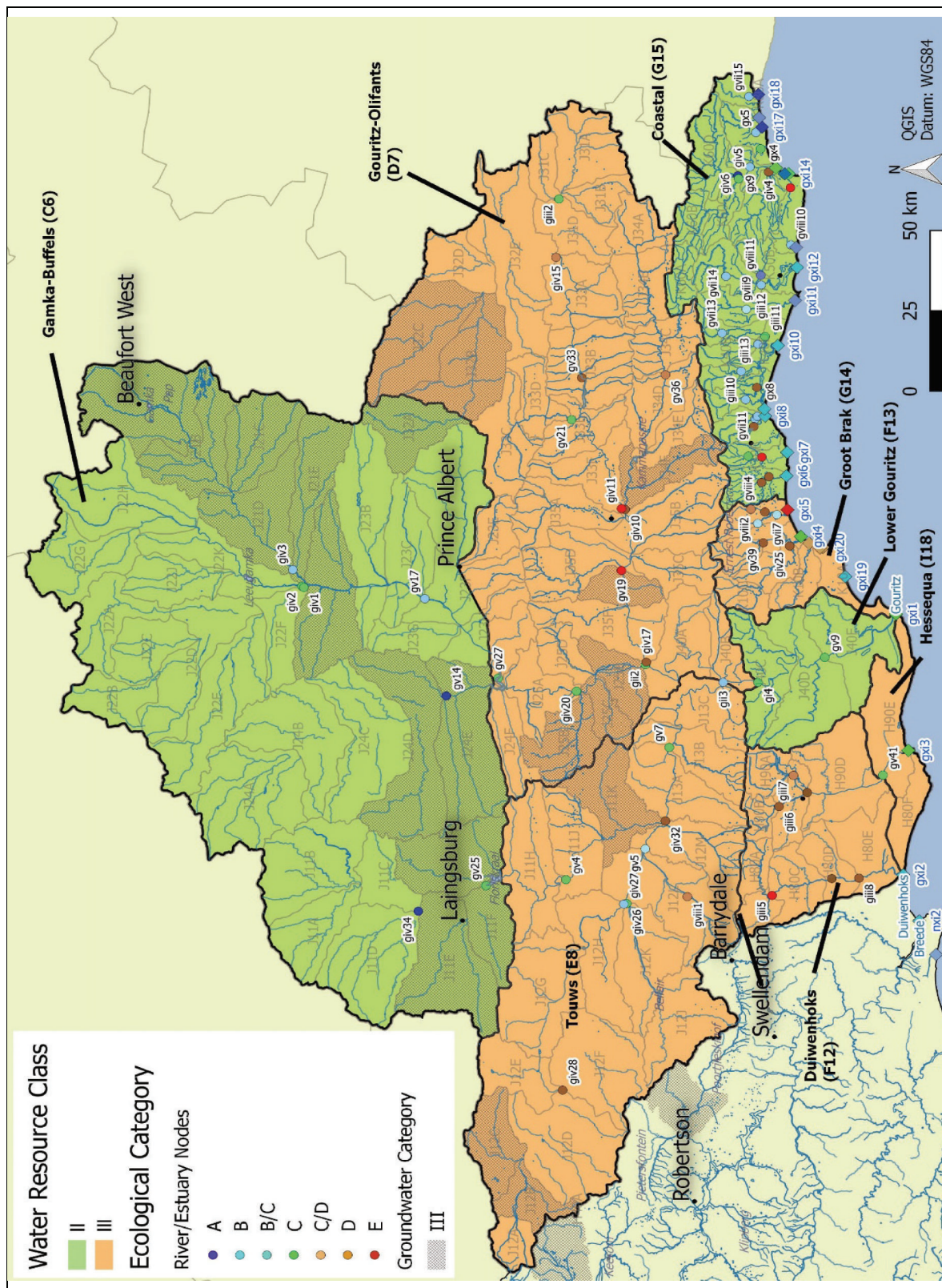


Figure 2: Proposed Water Resource Classes for the Gouritz Coastal Area

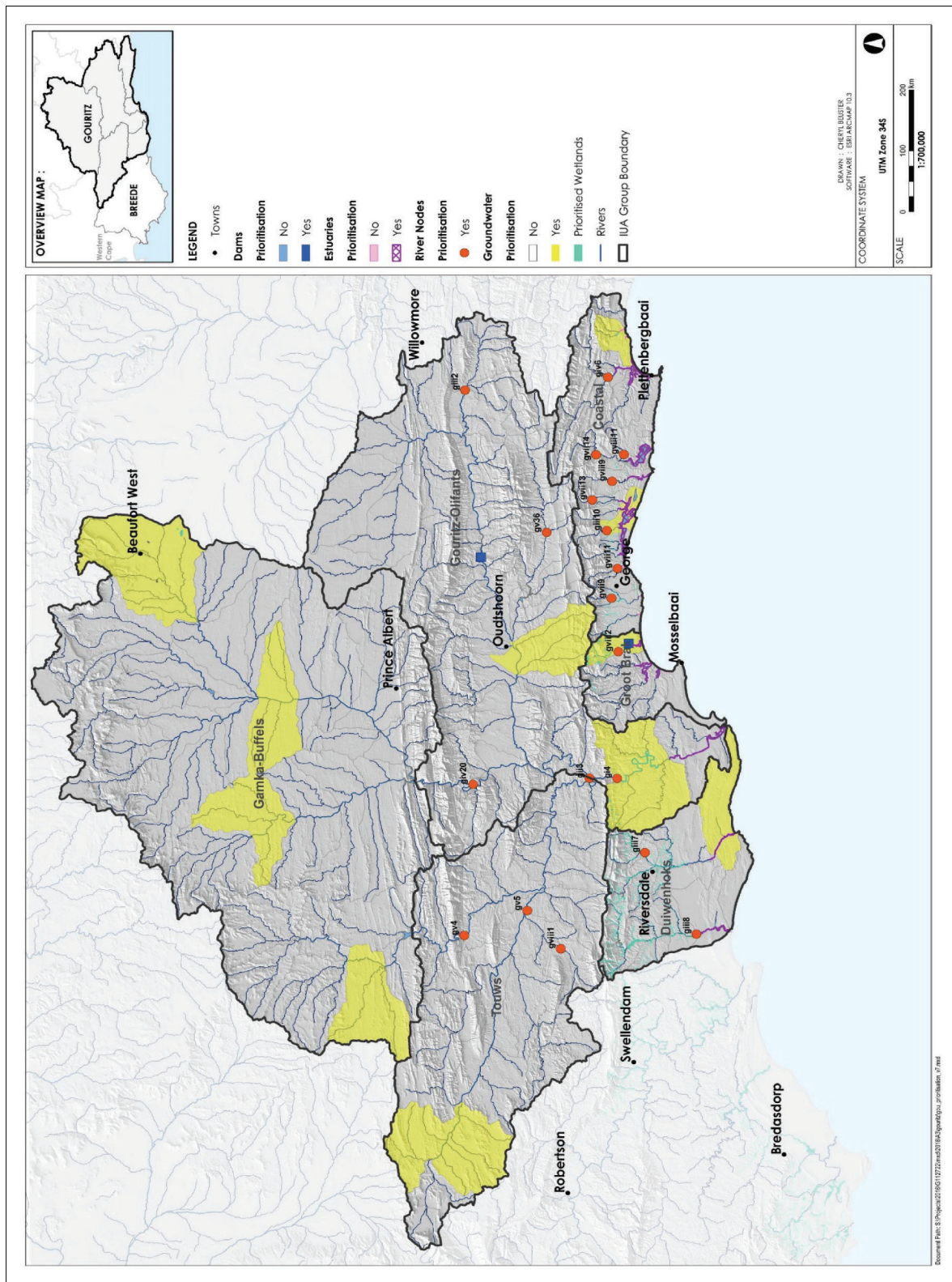


Table 1: Summary of Water Resource Classes per Integrated Unit of Analysis and Ecological Categories

Integrated Unit of Analysis (IUA)	Water Resource Class for IUA	Quaternary Catchment	RU	Resource Name	Biophysical Node Name	TEC	Natural MAR (million m ³ /a)
A1 Upper Breede Tributaries	II	H10B		Titus River	Niv3	C	21.45
		H10C		Koekedou River	Niv1	D	18.80
		H10C		Dwars River	Niv2	C	74.90
		H10C		Breede River	nvi4	C	126.90
		H10D		Witels River	Niv4	A	84.30
		H10D		Breede River	Nvi3	C	252.80
		H10E		Witte River	Nvii16	A	42.50
		H10F		Witte River	Niv5	A	141.70
		H10F		Wabooms River	Niv6	D	7.40
		H10F	A1-R01	Breede River	Nviii1	D	434.90
		H10J		Elands River	Niv40	B	58.10
		H10J		Krom River	Niv41	B	8.90
		H10J	A1-R02	Molenaars River	Nvii2	B	105.60
		H10G		Slanghoek River	Niv7	D	32.60
		H10G		Breede River	Niii1	D	497.60
		H10J		Smalblaar River	Niv42	E	191.20
A2 Breede Woring tributaries	III	H10H		Jan du Toit River	Niv8	D	17.90
		H10H		Hartbees River	Nvii6	D	4.00
		H10H		Hartbees River	Niv9	D	10.30
		H10K		Holsloot River	Niv12	C	119.60
		H10H		Breede River	Niv3	C	850.90
		H20F		Hex River	Nv18	D	10.90
		H20G	A2-R03	Hex River	Nvii7	C	102.80
		H20H		Hex River	Niv10	D	107.10
		H40C		Breede River	Nli1	C	957.90
		H40B		Koo River	Nvii5	D	0.90
		H40C		Nuy River	Niv11	D/E	29.30
		H30B		Kingna River	Niv18	D	27.80
		H30C		Pietersfontein River	Niv20	D	17.30
		H30D		Keisie River	Nvii9	D	21.10

Integrated Unit of Analysis (IUA)	Water Resource Class for IUA	Quaternary Catchment	RU	Resource Name	Biophysical Node Name	TEC	Natural MAR (million m ³ /a)
A3 Middle Breede Renosterveld	III	H40D		Doring River	Niv13	E	47.50
		H40F	A3-R04	Breede River	Nvii8	C/D	1042.80
		H40F		Breede River	Ni1	A/B	1043.40
		H40G		Poesjenels River	Nvii11	D	16.10
		H40H		Vink River	Niv15	D/E	15.60
		H40J		Willem Nels River	Nviii2	D/E	5.20
		H40J		Breede River	Nvii19	A/B	1081.90
		H40K		Keisers River	Nvii12	D	7.10
		H40K		Keisers River	Niv14	D	12.60
		H40L		Breede River	Nvi1	D	1099.90
		H30E		Kogmanskloof River	Nli2	D	52.00
		H50A		Breede River	Nlii3	D	1153.40
		H50B	A3-R05	Breede River	Ni2	D	1170.10
		H60B	B4-R06	Du Toits River	Nvii10	B	43.90
B4 Upper Riversonderend	III	H60D	B4-R07	Riversonderend River	Nv7	C	370.20
		H60E	B4-R08	Baviaans River	Niv28	B	7.90
		H60E		Sersants River	Niv29	D	4.50
		H60F		Gobos River	Niv30	C	12.40
		H60F	B4-R09	Riversonderend River	Nv9	D	413.70
		H60G		Kwartel River	Niv31	D	10.70
F9 Lower Riversonderend	III	H60H		Soetmelksvlei River	Niv33	D	4.00
		H60H		Slang River	Niv34	D	2.10
		H60H		Riversonderend River	Nv10	D	442.90
		H60J		Riversonderend River	Nv11	D	463.10
		H60K		Kwassadie River	Niv35	E	5.90
		H60K		Riversonderend River	Nv12	D	474.50
		H60L	F9-R10	Riversonderend River	Ni3	D	483.80

Integrated Unit of Analysis (IUA)	Water Resource Class for IUA	Quaternary Catchment	RU	Resource Name	Biophysical Node Name	TEC	Natural MAR (million m ³ /a)
B5 Overberg West	II	G40C	B5-R11	Palmiet River	Plii1	C	250.40
		G40C		Witklippieskloof River	Piv10	D	15.10
		G40C		Palmiet River	Piv9	D	78.70
		G40C		Palmiet River	Pvi1	D	100.50
		G40C		Klipdrif River	Piv8	D	13.60
		G40D		Klein-Palmiet River	Piv4	D	13.70
		G40D		Krom/Ribbok River	Piv7	D	27.50
		G40D	B5-R12	Palmiet River	Plii2	B/C	206.70
		G40D		Dwars/Louws River	Piv12	C	25.20
		G40D	B5-R13	Palmiet River	Plii3	B	250.50
H16 Overberg West Coastal	II	G40D	B5-E01	Palmiet Estuary	Pxi1	C	173.44
		G40B	H16-E02	Buffels Estuary	Bxi1	B	8.80
		G40B	H16-E03	Rooiels Estuary	Bxi2	B	9.44
		G40F		Swart River	Niv43	E	42.10
		G40E		Bot River	Nlii5	C	74.10
		G40G	H16-E04	Bot Estuary	Nxi6	C	77.67
		G40H	H16-E05	Onrus Estuary	Nxi8	D	2.49
		G40J		Hartbees River	Nlii4	D	18.40
		G40K		Steenbok River	Niv45	E	10.80
		G40K	F10-R14	Klein River	Nv23	C/D	38.38
F10 Overberg East Renosterveld	II	G50G		Sout River	Nlii6	D	4.20
		G50H		DeHoopVlei River	Nlii7	B	27.10
		G40L	H17-E06	Klein Estuary	Nxi7	C	51.21
		G40M		Uikraal River	Nx8	C	2.40
		G40M	H17-E07	Uikraal Estuary	Nxi5	C/D	6.28
		G50A	H17-E08	Ratel Estuary	Nxi3	C	3.42
		G50B	H17-R15	Nuwejaar River	Ni4	C/D	12.50
		G50C		Heuningnes River	Nvii15	C/D	17.80
		G50C		Heuningnes River	Niv44	C/D	18.80
		G50D	H17-R16	Kars River	Nv24	B/C	15.40
H17 Overberg East Fynbos	II	G50E		Kars River	Nlii5	E	21.60
		G50F	H17-E09	Heuningnes Estuary	Nxi1	A/B	30.56
		G50K	H17-E10	Klipdriffontein Estuary	Bxi3	A	0.75

Integrated Unit of Analysis (IUA)	Water Resource Class for IUA	Quaternary Catchment	RU	Resource Name	Biophysical Node Name	TEC	Natural MAR (million m ³ /a)
F11 Lower Breede Renosterveld	II	H70A		Leeu River	Niv24	E	5.80
		H70B		Klip River	Niv24a	E	24.50
		H70B		Breede River	Niv2	C	1701.40
		H70C		Huis River	Nvii14	C	3.20
		H70C		Tradouw River	Nli3	B	19.40
		H70F		Buffeljags River	Niv25	E	119.40
		H70G	F11-R17	Breede River	Nlii4	C	1832.70
		H70H		Breede River	Nviii3	B	1841.20
		H70J		Slang River	Niv26	E	10.00
		H70K	F11-E11	Breede Estuary	Nxi2	B	1022.56
C6 Gamka Buffels	II	J11C		Buffels River	giv34	A	13.10
		J11F		Buffels River	gv25	C	24.30
		J21A		Gamka River	gv18	B	26.70
		J21D		Gamka River	giv3	B	31.90
		J22F		Koekemoers River	giv1	C	7.40
		J22K		Leeu River	giv2	C	17.10
		J23C		Gamka River	gv17	B	58.20
		J23F		Gamka River	giv21	B	68.00
		J23J		Gamka River	gv27	C	69.60
		J24D		Dwyka River	gv14	A	4.00
E8 Touws	III	J12C		Ysterdams River	giv30	D	2.80
		J12B		Donkies River	giv31	D	6.90
		J12D		Touws River	giv28	D	16.40
		J12H		Touws River	giv27	B	26.40
		J12K		Brak River	giv26	C	2.90
		J12L	E8-R18	Doring River	gviii1	C/D	2.90
		J12L	E8-R19	Touws River	gv5	B/C	33.50
		J11H	E8-R20	Buffels River	gv4	C	27.40
		J11J	E8-R21	Groot River	gv6	D	29.70
		J11K		Groot River	giv32	D	30.50
		J13A		Groot River	gv7	C	77.70
		J13C	E8-R22	Groot River	gii3	B	78.10

Integrated Unit of Analysis (IUA)	Water Resource Class for IUA	Quaternary Catchment	RU	Resource Name	Biophysical Node Name	TEC	Natural MAR (million m ³ /a)
D7 Gouritz-Olifants; Lower Gouritz	III	J25A	D7-R23	Gamka River	giv20	C	79.80
		J25D		Nels River	giv18	E	10.90
		J25E		Gamka River	gii2	C	111.80
		J31C	D7-R24	Olifants River	giii2	C	11.80
		J32E		Traka River	giv15	C/D	2.80
		J33B		Olifants River	gv33	D	25.00
		J33D		Meirings River	gv21	C	21.40
		J33F		Olifants River	giv11	E	79.90
		J34C	D7-R25	Kammanassie River	gv36	C/D	41.20
		J34F		Kammanassie River	giv10	D	59.20
		J35A		Grobelaars River	gvii2	C	16.90
		J35A		Grobelaars River	giv9	E	30.70
		J35D		Olifants River	gv19	E	224.50
		J35F		Olifants River	giv17	D	253.40
		J40A		Gouritz River	giv16	C	394.90
F13 Lower Gouritz	II	J40B	F13-R26	Gouritz River	gi4	C	489.10
		J40C		Gouritz River	gv28	D	21.40
		J40D		Gouritz River	gv9	C	571.80
		J40E	F13-E12	Gouritz Estuary	Gxi1	C	294.69
F12 Duiwenhoks	III	H80B		Duiwenhoks River	giii5	E	62.50
		H80C		Duiwenhoks River	gv11	D	75.10
		H80D	F12-R27	Duiwenhoks River	giii8	D	83.30
		H80E	F12-E13	Duiwenhoks Estuary	Gxi2	B	73.65
		H90B		Korinte River	giii6	D	34.20
I18 Hessequa	III	H90A	I18-R28	Goukou River	giii7	C/D	50.90
		H90C		Goukou River	gv10	D	92.90
		H90D		Goukou River	gv41	C	104.90
		H90E	I18-E14	Goukou Estuary	Gxi3	C	89.94

Integrated Unit of Analysis (IUA)	Water Resource Class for IUA	Quaternary Catchment	RU	Resource Name	Biophysical Node Name	TEC	Natural MAR (million m ³ /a)
G14 Groot Brak	III	K10D		Brandwag River	g1v25	D	17.90
		K10E		Moordkuil River	gv39	D	15.70
		K10F	G14-E15	Klein-Brak estuary	Gxi4	C	39.10
		K20A	G14-R29	Groot-Brak River	gviii2	B/C	15.30
		K20A		Varing River	gviii12	C/D	6.00
		K20A		Varing River	gviii3	D	8.40
		K20A		Groot-Brak River	gvii7	B/C	27.00
		K20A	G14-E16	Groot-Brak estuary	Gxi5	E	16.77
		K10A	G14-E17	Blinde estuary	Gxi19	B	0.90
		K10A	G14-E18	Tweekuilen estuary	Gxi20	D	0.94
		K10A	G14-E19	Gericke estuary	Gxi21	D	0.29
		K10B	G14-E20	Hartenbos estuary	Gxi22	D	4.15
		K30A		Maalgate River	gviii4	D	15.30
		K30A		Maalgate River	gvii8	D	22.84
		K30A	G15-E21	Maalgate Estuary	Gxi6	B	29.81
		K30B	G15-R30	Malgas River	gvii9	C	8.16
G15 Coastal	II	K30B		Gwaing River	gviii6	E	13.92
		K30B	G15-E22	Gwaing Estuary	Gxi7	B	22.64
		K30C		Swart River	gviii7	D	16.10
		K30C	G15-R31	Kaaimans River	gvii11	B	17.53
		K30C		Silver River	gviii8	B	14.90
		K30C	G15-E23	Kaaimans Estuary	Gxi8	B	35.32
		K30D		Touws River	gvii12	B	16.70
		K30D		Klein River	gx8	D	2.50
		K30D	G15-E24	Wilderness Estuary	Gxi9	B	29.01
		K40A	G15-R32	Diep River	gviii10	B	12.40
		K40B		Hoekraal River	gviii13	B	27.90
		K40C	G15-R33	Karatara River	gvii13	B	11.20
		K40C		Karatara River	gviii11	B	33.90
		K40D	G15-E25	Swartvlei Estuary	Gxi10	B	76.19
		K40E	G15-R34	Goukamma River	gviii9	B/C	30.40
		K40E	G15-E26	Goukamma Estuary	Gxi11	B	46.25
		K50A	G15-R35	Knysna River	gvii14	B	26.50
		K50A		Knysna River	gviii12	B	46.60

Integrated Unit of Analysis (IUA)	Water Resource Class for IUA	Quaternary Catchment	RU	Resource Name	Biophysical Node Name	TEC	Natural MAR (million m ³ /a)
		K50B	G15-R36	Gouna River	gviii11	A/B	27.60
		K50B	G15-E27	Knysna Estuary	Gxi12	B	68.83
		K60G		Noetzie River	gviii10	B	4.80
		K60G	G15-E28	Noetsie estuary	Gxi13	B	3.59
		K60G		Piesang River	gx3	E	7.30
		K60G	G15-E29	Piesang Estuary	Gxi14	C	5.12
		K60C	G15-R37	Keurbooms River	gvi6	C	46.10
		K60D		Palmiet River	gvi5	A	42.10
		K60E		Keurbooms River	gx9	B	91.30
		K60F		Bitou River	gvi4	C	23.60
		K60G	G15-E30	Keurbooms Estuary	Gxi15	A	131.60
		K70A		Buffels River	gx4	B/C	1.80
		K70A	G15-E31	Matjies Estuary	Gxi16	C	3.25
		K70A		Sout River	gx5	B	3.80
		K70A	G15-E32	Sout(Oos) Estuary	Gxi17	A	5.99
		K70A	G15-E33	Groot(Wes) Estuary	Gxi23	B	11.10
		K70B		Bloukrans River	gvii15	B	31.20
		K70B	G15-E34	Bloukrans Estuary	Gxi18	A	11.10

Table 2: Resource Quality Objectives for RIVERS in priority Resource Units in the Integrated Unit of Analysis A1 Upper Breede Tributaries

IUA Class	Quaternary Catchment	RU	Resource Name	Biophysical Node Name	TEC	Component	Sub-component	Indicator	RQO Narrative	RQO Numeric														
A1 Upper Breede Tributaries	H10F	A1-R01	Breede River	nviii1	D	Quantity	Low flows High flows	Maintenance low flows	Flows shall be sufficient to maintain the Breede River in a condition equal to or better than a D category.	Months	Oct	Nov	Dec	Jan	Feb	Mar	Apr	May	Jun	Jul	Aug	Sep		
								Maintenance flows (million cubic metres)			6.667	4.007	2.105	1.93	1.268	1.754	2.343	3.544	6.452	7.719	10.526	13.009		
								High			1.651	0	1.651	0	0	0	0	0	0	5.502	0	0		
								Low			6.667	4.007	2.105	1.93	1.268	1.754	2.343	3.544	6.452	7.719	10.526	13.009		
							Quality	Nutrients	Phosphate (PO ₄ -P)	River nutrient levels must be maintained in a mesotrophic or better condition.	≤ 0.075 milligrams per litre (50 th percentile)													
									Total inorganic nitrogen (TIN)		≤ 1.75 milligrams per litre (50 th percentile)													
								Salts	Electrical conductivity (EC)	Salt concentrations need to be maintained at levels that do not adversely affect aquatic ecosystems	≤ 55 milliSiemens/metre EC (95 th percentile)													
									pH range	pH, temperature, and dissolved oxygen are important for the maintenance of ecosystem health.	6.5 ≥ pH ≤ 8.5 (5 th and 95 th percentiles)													
								System variables	Dissolved oxygen		DO ≥ 6 milligrams per litre (5 th percentile)													
									Ammonia	Toxicity levels must not pose a threat to aquatic ecosystems.	≤ 0.073 milligrams per litre (95 th percentile)													
									Atrazine		≤ 0.079 milligrams per litre (95 th percentile)													
									Endosulfan		≤ 0.0013 milligrams per litre (95 th percentile)													
							Pathogens	Escherichia coli		Concentrations of waterborne pathogens should be maintained in an acceptable category for full contact recreation.	≤ 165 counts/100ml (95 th percentile)													
											D category (42-57%)													
						Habitat	Geomorphology	GAI score		GAI score should be within D category (42-57%).	D category (42-57%)													
							Riparian vegetation	VEGRAI score		VEGRAI level 3 should be within a D category (42-57%).	D category (42-57%)													
								Marginal zone cover abundance			No exotic species, no terrestrial woody species													
								Lower zone cover abundance			No exotic species, no terrestrial woody species													
						Biota	Fish	Upper zone cover abundance		Exotic species < 5%, terrestrial woody species > 50%														
								FRAI score			D category (42-57%)													
						Invertebrates		MIRAI score		MIRAI score to be within D category (42-57%).	D category (42-57%)													

IUA Class	Quaternary Catchment	RU	Resource Name	Biophysical Node Name	TEC	Component	Sub-component	Indicator	RQO Narrative	RQO Numeric
								Invertebrate diversity	category (42-57%)	SASS score > 70, ASPT > 5.0
								Number of families		> 15 families at abundances A - C
						Quantity	Low flows High flows	Maintenance low flows Maintenance high flows	Flows shall be sufficient to maintain the Molenaars River in a condition equal to or better than a B category.	<div>Months</div> <div> Oct Nov Dec Jan Feb Mar Apr May Jun Jul Aug Sep </div> <div> 3.381 2.506 1.584 1.022 0.869 0.909 1.356 2.479 3.588 4.149 4.39 4.002 </div> <div> 3.434 0.454 0 0 0.454 0 0.454 1.797 1.797 8.005 3.434 3.434 </div>
								Phosphate (PO ₄ -P) Total inorganic nitrogen (TIN)	Nutrient levels must be maintained in the river at an oligotrophic condition.	≤ 0.025 milligrams per litre (50 th percentile)
								Electrical conductivity (EC)	Salt concentrations need to be maintained at levels that do not adversely affect aquatic ecosystems	≤ 0.70 milligrams per litre (50 th percentile)
								pH range	pH, temperature, and dissolved oxygen are important for the maintenance of ecosystem health.	≤ 30 milliSiemens/metre (95 th percentile)
						Quality	System variables	Dissolved oxygen		4.5 ≥ pH ≤ 7.5 (5 th and 95 th percentiles)
							Toxins	Ammonia	Toxicity levels must not pose a threat to aquatic ecosystems.	≥ 8 milligrams per litre (5 th percentile)
							Pathogens	Escherichia coli	Concentrations of waterborne pathogens should be maintained in an ideal category for full contact recreation.	≤ 0.073 milligrams per litre (95 th percentile)
							Geomorphology	GAI score	GAI score should be within B category (42-57%).	≤ 130 counts/100ml (95 th percentile)
								VEGRAI score		B category (82-87%)
						Habitat	Riparian vegetation	Marginal zone cover abundance Lower zone cover abundance	VEGRAI level 3 should be within a B category (82-87%)	B category (82-87%)
						Biota	Fish	FRAI score	FRAI should be within a E category (22-37%).	No exotic species, no terrestrial woody species No exotic species, no terrestrial woody species E category (22-37%)

Table 3: Resource Quality Objectives for RIVERS in priority Resource Units in the Integrated Unit of Analysis A2 Breede Working Tributaries

IUA Class	Quaternary Catchment	RU	Resource Name	Biophysical Node Name	TEC	Component	Sub-component	Indicator	RQO Narrative	RQO Numeric																												
A2 Breede Working Tributaries	H20G	A2-R03	Hex River	nvi17	C	Quantity	Low flows High flows	Flows shall be sufficient to maintain the Hex River in a condition equal to or better than a C category.	Maintenance low flows Maintenance high flows	Months	Oct	2.998	0.387	Nov	0.395	Dec	0	Jan	0	Feb	0	Mar	0	Apr	1.142	1.652	1.137	May	2.26	1.098	Jun	6.801	Jul	3.067	Aug	2.797	Sep	3.333
										Maintenance flows (million cubic metres)	High												Low															
											≤ 0.075 milligrams/litre (50 th percentile)																											
											Nutrients	Phosphate (PO ₄ -P) Total inorganic nitrogen (TIN)	Nutrient levels must be maintained in the river at a mesotrophic or better condition.	≤ 1.75 milligrams/litre (50 th percentile)																								
						Salts	Electrical conductivity (EC)	Salt concentrations need to be maintained at levels that do not adversely affect aquatic ecosystems	≤ 55 milliSiemens/metre (95 th percentile)																													
									System variables	pH range Dissolved oxygen				pH, temperature, and dissolved oxygen are important for the maintenance of ecosystem health.	6.5 ≥ pH ≤ 8.5 (5 th and 95 th percentiles)																							
											Toxins	Ammonia Atrazine Endosulfan	Toxicity levels must not pose a threat to aquatic ecosystems.		≥ 8 milligrams per litre (5 th percentile)																							
						Pathogens	Escherichia coli	Concentrations of waterborne pathogens should be maintained in an Acceptable category for full contact recreation.							≤ 0.073 milligrams per litre (95 th percentile)												≤ 0.079 milligrams per litre (95 th percentile)											
									Geomorphology	GAI score				GAI score should be within a C/D category (57-62%).	≤ 0.0013 milligrams per litre (95 th percentile)																							
											Habitat	VEGRAI score Marginal zone cover abundance Lower zone cover abundance	VEGRAI level 3 should be within a D category (42-57%).		≤ 165 counts/100ml (95 th percentile)																							
						Biota	Fish Invertebrates	FRAI score MIRAI score Invertebrate diversity							C/D category (57-62%)												D category (42-57%)											
									D category (42-57%)												No exotic species, no terrestrial woody species																	
									No exotic species, no terrestrial woody species												D category (42-57%)																	
						D category (42-57%)												C category (62-77%)																				
						SASS score > 100, ASPT > 6.3																																

Table 4: Resource Quality Objectives for RIVERS in priority Resource Units in the Integrated Unit of Analysis A3 Middle Breede Renosterveld

IUA Class	Quaternary Catchment	RU	Resource Name	Biophysical Node Name	TEC	Component	Sub-component	Indicator	RQO Narrative	RQO Numeric																				
A3 Middle Breede Renosterveld	H40F	A3-R04	Breede River	nvi18	C/D	Quantity	Low flows High flows	Maintenance low flows Maintenance high flows	Flows shall be sufficient to maintain the Breede River in a condition equal to or better than a C/D category.	Months	Oct	Nov	Dec	Jan	Feb	Mar	Apr	May	Jun	Jul	Aug	Sep								
										Maintenance flows (million cubic metres)	High	3,704	0	0	0	0	0	0	0	0	0	0	0	0	0	0	0	0	0	0
											Low	14,575	8,743	3,449	4,796	1,461	3,181	4,262	11,161	22,326	32,902	36,912	76,916	31,869	33,451	26,791	18,949			
						Quality	Nutrients	Phosphate (PO ₄ -P)	Nutrient levels must be maintained in the river at a mesotrophic or better condition.	≤ 0.075 milligrams/litre (50 th percentile)																				
										≤ 1.75 milligrams/litre (50 th percentile)																				
								Salts	Electrical conductivity (EC)	Salt concentrations need to be maintained at levels that do not adversely affect aquatic ecosystems	≤ 55 milliSiemens/metre (95 th percentile)																			
						System variables	pH range				Dissolved oxygen	6.5 ≥ pH ≤ 8.5 (5 th and 95 th percentiles)																		
								Toxins	Ammonia Atrazine Endosulfan	Toxicity levels must not pose a threat to aquatic ecosystems.		≥ 6 milligrams litre (5 th percentile)																		
						Pathogens	Escherichia coli				Concentrations of waterborne pathogens should be maintained in an Acceptable category for full contact recreation.	≤ 0.073 milligrams per litre (95 th percentile)																		
												≤ 0.079 milligrams per litre (95 th percentile)																		
								≤ 0.0013 milligrams per litre (95 th percentile)																						
						Geomorphology	GAI score	VEGRAI level 3 should be within a C category (52-67%).	GAI score should be within C category (52-67%).	≤ 165 counts/100ml (95 th percentile)																				
										C category (62-77%)																				
										C category (62-77%)																				
						Habitat	Riparian vegetation	Marginal zone cover abundance Lower zone cover abundance Upper zone cover abundance	VEGRAI level 3 should be within a C category (52-67%).	No exotic species, no terrestrial woody species																				
No exotic species, no terrestrial woody species																														
Exotic species < 5%, terrestrial woody species > 30%																														
Biota	Fish	FRAI score	FRAI should be within a D category (42-57%).	D category (42-57%)																										
				Invertebrates	MIRAI score	MIRAI score to be within D category (42-57%)																								

IUA Class	Quaternary Catchment	RU	Resource Name	Biophysical Node Name	TEC	Component	Sub-component	Indicator	RQO Narrative	RQO Numeric	
								Invertebrate diversity	category (42-57%).	SASS score < 45, ASPT > 4.3	
								Number of families		> 14 families at A - C abundance	
A3 Middle Breede Renosterveld	H50B	A3-R05	Breede River	ni2	D	Quantity	Low flows High flows	Maintenance low flows	Flows shall be sufficient to maintain the Breede River in a condition equal to or better than a D category.	Months	
								Maintenance high flows		High	
										Low	
						Nutrients			Phosphate (PO ₄ -P)	Nutrient levels must be maintained in the river at a mesotrophic or better condition.	13.406
									Total inorganic nitrogen (TIN)		8.861
											3.227
											3.095
						Salts			Electrical conductivity (EC)	Salt concentrations need to be maintained at present state levels.	2.454
									pH range		2.911
									Dissolved oxygen		1.301
									Water temperature		0
System variables				pH, temperature, and dissolved oxygen are important for the maintenance of ecosystem health.	3.367						
					4.395						
					9.942						
					13.992						
Toxins			n/a	Toxicity levels must not pose a threat to aquatic ecosystems.	19.944						
					16.731						
					17.315						
Pathogens							Escherichia coli	Concentrations of waterborne pathogens should be maintained in an Acceptable category for full contact recreation.	95%tile ≤ 165 cfu/100ml Escherichia coli		

Table 5: Resource Quality Objectives for RIVERS in priority Resource Units in the Integrated Unit of Analysis B4 Riversonderend Theewaters

IUA Class	Quaternary Catchment	RU	Resource Name	Biophysical Node Name	TEC	Component	Sub-component	Indicator	RQO Narrative	RQO Numeric												
B4 Riversonderend Theewaters	III	H60B	B4-R06	Du Toits River	B	Quantity	Low flows High flows	Maintenance low flows	Flows shall be sufficient to maintain the Du Toits River in a condition equal to or better than a B category.	Months	Oct	Nov	Dec	Jan	Feb	Mar	Apr	May	Jun	Jul	Aug	Sep
								Maintenance high flows														
								Phosphate (PO ₄ -P)														
								Total inorganic nitrogen (TIN)														
							Nutrients	Salts	Electrical conductivity (EC)	Salt concentrations must be maintained in an Ideal category	≤ 30 milliSiemens/metre (95 th percentile)											
									pH range			pH, temperature, and dissolved oxygen are important for the maintenance of ecosystem health.	6.5 ≥ pH ≤ 8.5 (5 th and 95 th percentiles)									
							System variables	Dissolved oxygen	Toxicity levels must not pose a threat to aquatic ecosystems.	≤ 0.079 milligrams per litre (95 th percentile)												
											Atrazine	Toxicity levels must not pose a threat to aquatic ecosystems.	≤ 0.0013 milligrams per litre (95 th percentile)									
							Toxins	Endosulfan	Concentrations of waterborne pathogens should be maintained in an Ideal category for full contact recreation.	≤ 130 counts/100ml (95 th percentile)												
							Pathogens	Escherichia coli														
Low flows High flows	Maintenance low flows	Flows shall be sufficient to maintain the Riversonderend River in a condition equal to or better than a D category.	Months	Oct	Nov	Dec			Jan	Feb	Mar	Apr	May	Jun	Jul	Aug	Sep					
	Maintenance high flows																					
B4 Riversonderend Theewaters	III	H60D	B4-R07	Riversonderend River	C	Quantity	Low flows High flows	Maintenance low flows	Flows shall be sufficient to maintain the Riversonderend River in a condition equal to or better than a D category.	Months	Oct	Nov	Dec	Jan	Feb	Mar	Apr	May	Jun	Jul	Aug	Sep
								Maintenance high flows														
								Phosphate (PO ₄ -P)														
								Total inorganic nitrogen (TIN)														
							Nutrients	Salts	Electrical conductivity (EC)	Salt concentrations need to be maintained at levels that do not adversely affect aquatic ecosystems	≤ 55 milliSiemens/metre (95 th percentile)											
									pH range			pH, temperature, and dissolved oxygen are important for the maintenance of ecosystem health.	6.5 ≥ pH ≤ 8.5 (5 th and 95 th percentiles)									
							System variables	Dissolved oxygen	Toxicity levels must not pose a threat to aquatic ecosystems.	≤ 0.079 milligrams per litre (95 th percentile)												
											Toxins	Endosulfan	Concentrations of waterborne pathogens should be maintained in an Ideal category for full contact recreation.	≤ 130 counts/100ml (95 th percentile)								
							Pathogens	Escherichia coli														
									Low flows High flows	Maintenance low flows	Flows shall be sufficient to maintain the Riversonderend River in a condition equal to or better than a D category.	Months	Oct	Nov	Dec	Jan	Feb	Mar	Apr	May	Jun	Jul
Maintenance high flows																						
B4 Riversonderend Theewaters	III	H60D	B4-R07	Riversonderend River	C	Quantity	Low flows High flows	Maintenance low flows	Flows shall be sufficient to maintain the Riversonderend River in a condition equal to or better than a D category.	Months	Oct	Nov	Dec	Jan	Feb	Mar	Apr	May	Jun	Jul	Aug	Sep
								Maintenance high flows														
								Phosphate (PO ₄ -P)														
								Total inorganic nitrogen (TIN)														
							Nutrients	Salts	Electrical conductivity (EC)	Salt concentrations need to be maintained at levels that do not adversely affect aquatic ecosystems	≤ 55 milliSiemens/metre (95 th percentile)											
									pH range			pH, temperature, and dissolved oxygen are important for the maintenance of ecosystem health.	6.5 ≥ pH ≤ 8.5 (5 th and 95 th percentiles)									
							System variables	Dissolved oxygen	Toxicity levels must not pose a threat to aquatic ecosystems.	≤ 0.079 milligrams per litre (95 th percentile)												
											Toxins	Endosulfan	Concentrations of waterborne pathogens should be maintained in an Ideal category for full contact recreation.	≤ 130 counts/100ml (95 th percentile)								
							Pathogens	Escherichia coli														
									Low flows High flows	Maintenance low flows	Flows shall be sufficient to maintain the Riversonderend River in a condition equal to or better than a D category.	Months	Oct	Nov	Dec	Jan	Feb	Mar	Apr	May	Jun	Jul
Maintenance high flows																						
B4 Riversonderend Theewaters	III	H60D	B4-R07	Riversonderend River	C	Quantity	Low flows High flows	Maintenance low flows	Flows shall be sufficient to maintain the Riversonderend River in a condition equal to or better than a D category.	Months	Oct	Nov	Dec	Jan	Feb	Mar	Apr	May	Jun	Jul	Aug	Sep
								Maintenance high flows														
								Phosphate (PO ₄ -P)														
								Total inorganic nitrogen (TIN)														
							Nutrients	Salts	Electrical conductivity (EC)	Salt concentrations need to be maintained at levels that do not adversely affect aquatic ecosystems	≤ 55 milliSiemens/metre (95 th percentile)											
									pH range			pH, temperature, and dissolved oxygen are important for the maintenance of ecosystem health.	6.5 ≥ pH ≤ 8.5 (5 th and 95 th percentiles)									
							System variables	Dissolved oxygen	Toxicity levels must not pose a threat to aquatic ecosystems.	≤ 0.079 milligrams per litre (95 th percentile)												
											Toxins	Endosulfan	Concentrations of waterborne pathogens should be maintained in an Ideal category for full contact recreation.	≤ 130 counts/100ml (95 th percentile)								
							Pathogens	Escherichia coli														
									Low flows High flows	Maintenance low flows	Flows shall be sufficient to maintain the Riversonderend River in a condition equal to or better than a D category.	Months	Oct	Nov	Dec	Jan	Feb	Mar	Apr	May	Jun	Jul
Maintenance high flows																						

IUA Class	Quaternary Catchment	RU	Resource Name	Biophysical Node Name	TEC	Component	Sub-component	Indicator	RQO Narrative	RQO Numeric
B4 Riversonderend Theewaters	H60E	B4-R08	Baviaans River	niv28	B	Quality	variables	Dissolved oxygen	dissolved oxygen are important for the maintenance of ecosystem health.	≥ 6 milligrams per litre (5 th percentile)
							Toxins	Atrazine Endosulfan	Toxicity levels must not pose a threat to aquatic ecosystems.	≤ 0.079 milligrams per litre (95 th percentile) ≤ 0.0013 milligrams per litre (95 th percentile)
							Pathogens	Escherichia coli	Concentrations of waterborne pathogens should be maintained in an Acceptable category for full contact recreation.	≤ 165 counts/100ml (95 th percentile)
							Low flows High flows	Maintenance low flows Maintenance high flows	Flows shall be sufficient to maintain the Baviaans River in a condition equal to or better than a B category.	Months Oct 0.292 Nov 0.24 Dec 0.109 Jan 0.117 Feb 0.059 Mar 0.029 Apr 0.049 May 0.029 Jun 0.092 Jul 0.153 Aug 0.197 Sep 0.247
								Phosphate (PO ₄ -P) Total inorganic nitrogen (TIN)	Nutrient levels must be maintained in the river at an oligotrophic condition.	≤ 0.025 milligrams per litre PO ₄ -P ≤ 0.70 milligrams per litre TIN
							Salts	Electrical conductivity (EC)	Salt concentrations need to be maintained in an Ideal category for aquatic ecosystems	≤ 30 milliSiemens/metre (95 th percentile)
							System variables	pH range	pH, temperature, and dissolved oxygen are important for the maintenance of ecosystem health.	4.5 ≥ pH ≤ 7.0 (5 th and 95 th percentiles)
								Dissolved oxygen		≥ 8 milligrams per litre (5 th percentile)
							Pathogens	Escherichia coli	Concentrations of waterborne pathogens should be maintained in an Ideal category for full contact recreation.	≤ 130 counts/100ml (95 th percentile)
						Habitat	Geomorphology	GAI score	GAI score should be within B category (82-87%).	B category (82-87%)
							Riparian vegetation	VEGRAI score		B category (82-87%)
								Marginal zone cover abundance	VEGRAI level 3 should be within a B category (82-87%).	No exotic species, no terrestrial woody species
								Lower zone cover abundance		No exotic species, no terrestrial woody species

IUA	Class	Quaternary Catchment	RU	Resource Name	Biophysical Node Name	TEC	Component	Sub-component	Indicator	RQO Narrative	RQO Numeric
									Upper zone cover abundance		Exotic species < 5%, terrestrial woody species > 20%
								Fish	FRAI score	FRAI should be within an A/B category (87-92%).	A/B category (87-92%)
								Invertebrates	MIRAI score	MIRAI score to be within A/B category (87-92%).	A/B category (87-92%)
									Invertebrate diversity		
									Number of families		SASS score > 160, ASPT > 7.5
										Flows shall be sufficient to maintain the Riviersonderend River in a condition equal to or better than a D category.	> 15 families at abundances A - C
							Quantity	Low flows High flows	Maintenance low flows Maintenance high flows		
									Phosphate (PO ₄ -P)	Nutrient levels must be maintained in the river at a mesotrophic or better condition.	≤ 0.075 milligrams/litre (50 th percentile)
								Nutrients	Total inorganic nitrogen (TIN)		≤ 1.75 milligrams/litre (50 th percentile)
								Salts	Electrical conductivity (EC)	Salt concentrations need to be maintained at levels that do not adversely affect aquatic ecosystems	≤ 55 milliSiemens/metre (95 th percentile)
									pH range	pH, temperature, and dissolved oxygen are important for the maintenance of ecosystem health.	4.5 ≥ pH ≤ 7.5 (5 th and 95 th percentiles)
							D Quality	System variables	Dissolved oxygen		≥ 6 milligrams litre (5 th percentile)
								Toxins	Atrazine	Toxicity levels must not pose a threat to aquatic ecosystems.	≤ 0.079 milligrams per litre (95 th percentile)
									Endosulfan		≤ 0.0013 milligrams per litre (95 th percentile)
								Pathogens	Escherichia coli	Concentrations of waterborne pathogens should be maintained in an Acceptable category for full contact recreation.	≤ 165 counts/100ml (95 th percentile)
								Geomorphology	GAI score	GAI score should be within D category (42-57%).	D category (42-57%)
							Habitat	Riparian vegetation	VEGRAI score	VEGRAI level 3 should be within a D category (42-57%).	D category (42-57%)
									Marginal zone cover abundance	No exotic species, no terrestrial woody species	No exotic species, no terrestrial woody species
									Lower zone cover abundance	No exotic species, no terrestrial woody species	No exotic species, no terrestrial woody species

IUA Class	Quaternary Catchment	RU	Resource Name	Biophysical Node Name	TEC	Component	Sub-component	Indicator	RQO Narrative	RQO Numeric
								Upper zone cover abundance		Exotic species < 5%, terrestrial woody species > 30%
							Fish	FRAI score	FRAI should be within a D category (42-57%).	D category (42-57%)
						Biota	Invertebrates	MIRAI score Invertebrate diversity Number of families	MIRAI score to be within C/D category (57-62%).	C/D category (57-62%)
									SASS score > 40, ASPT score > 4.3	SASS score > 40, ASPT score > 4.3
									> 25 families at abundance A - C	> 25 families at abundance A - C

Table 6: Resource Quality Objectives for RIVERS in priority Resource Units in the Integrated Unit of Analysis F9 Lower Breede Renosterveld

IUA Class	Quaternary Catchment	RU	Resource Name	Biophysical Node Name	TEC	Component	Sub-component	Indicator	RQO Narrative	RQO Numeric																																	
F9 Lower Breede Renosterfeld	H60L	F9-R10	Riviersonderend River	ni3	D	Quantity	Low flows High flows	Maintenance low flows Maintenance high flows	Flows shall be sufficient to maintain the Riviersonderend River in a condition equal to or better than a D category.	Maintenance flows (million cubic metres)	Months	Oct	4.699	3.609	0.849	Nov	1.231	0	Dec	1.044	0.571	Jan	0.775	0	Feb	0.709	0	Mar	3.032	3.73	4.024	May	3.899	Jun	13.054	10.36	Jul	14.173	25.859	Aug	14.076	3.899	Sep
								≤ 0.075 milligrams/litre (50 th percentile)																																			
								≤ 1.75 milligrams/litre (50 th percentile)																																			
								95 th %tile ≤ 85 milliSiemens/metre EC																																			
								6.5 ≥ pH ≤ 8.5 (5 th and 95 th percentiles)																																			
						Quality	System variables	pH range	Dissolved oxygen	Salt concentrations need to be maintained at levels that do not adversely affect aquatic ecosystems	Toxicity levels must not pose a threat to aquatic ecosystems.	Concentrations of waterborne pathogens should be maintained in an Acceptable category for full contact recreation	Escherichia coli	pH, temperature, and dissolved oxygen are important for the maintenance of ecosystem health.	Toxicity levels must not pose a threat to aquatic ecosystems.	≤ 0.079 milligrams per litre (95 th percentile) ≤ 0.0013 milligrams per litre (95 th percentile) ≤ 165 counts/100ml (95 th percentile)	≥ 6 milligrams litre (5 th percentile)																										

Table 7: Resource Quality Objectives for RIVERS in priority Resource Units in the Integrated Unit of Analysis B5 Overberg West

IUA Class	Quaternary Catchment	RU	Resource Name	Biophysical Node Name	TEC	Component	Sub-component	Indicator	RQO Narrative	RQO Numeric																	
B5 Overberg West	G40C	B5-R11	Palmiet River	pii1	C	Quantity	Low flows High flows	Maintenance low flows Maintenance high flows	Flows shall be sufficient to maintain the Palmiet River in a condition equal to or better than a B category.	Months	Oct	Nov	Dec	Jan	Feb	Mar	Apr	May	Jun	Jul	Aug	Sep					
										Maintenance flows (million cubic metres)	1.438	1.054	0.56	0.267	0.179	0.169	0.266	0.604	1.127	1.413	2.17	1.73	0.435	0.871			
											Low	0.413	0.093	0	0	0	0	0	0	0.723	1.413	2.17	1.73	0.435	0.871		
						Quality	Nutrients	Phosphate (PO ₄ -P) Total inorganic nitrogen (TIN)	Nutrient levels must be maintained in the river in an oligotrophic condition.	≤ 0.025 milligrams per litre PO ₄ -P																	
										≤ 0.70 milligrams per litre TIN																	
										Salts	Electrical conductivity (EC)	Salt concentrations need to be maintained at levels that do not adversely affect aquatic ecosystems	≤ 30 milliSiemens/metre (95 th percentile)														
						System variables	pH range Dissolved oxygen	pH, temperature, and dissolved oxygen are important for the maintenance of ecosystem health.	4.5 ≥ pH ≤ 7.0 (5 th and 95 th percentiles)																		
									Toxins				Atrazine Endosulfan	Toxicity levels must not pose a threat to aquatic ecosystems.	≤ 0.079 milligrams per litre (95 th percentile)												
										Pathogens	Escherichia coli	Concentrations of waterborne pathogens should be maintained in an Acceptable category for full contact recreation.			≤ 130 counts/100ml (95 th percentile)												
						Habitat	Geomorphology Riparian vegetation Fish	GAI score VEGRAI score FRAI score							GAI score should be within D category (42-57%). VEGRAI level 3 should be within a B/C category (77-82%). FRAI should be within an E category (22-37%).	B category (82-87%)											
									Biota				Invertebrates	MIRAI score Invertebrate diversity Number of families		MIRAI score to be within B/C category (77-82%).	E category (22-37%)										
										B/C category (77-82%)																	
						SASS score > 110, ASPT > 6.5																					
						Five families, <i>Corydalidae</i> , <i>Elmidae</i> , <i>Hydropsychidae</i> , <i>Cordulidae</i> , <i>Chlorocyphidae</i>																					

IUA Class	Quaternary Catchment	RU	Resource Name	Biophysical Node Name	TEC	Component	Sub-component	Indicator	RQO Narrative	RQO Numeric													
B5 Overberg West	G40D	B5-R12	Palmiet River	piil2	B/C	Quantity	Low flows High flows	Maintenance low flows Maintenance high flows	Flows shall be sufficient to maintain the Palmiet River in a condition equal to or better than a B/C category.	Maintenance flows (million cubic metres)	Months	Oct	Nov	Dec	Jan	Feb	Mar	Apr	May	Jun	Jul	Aug	Sep
												High	1.67	0.38	0	0	0	0	1.512	3.643	6.722	9.654	1.88
												Low	7.642	5.516	2.919	1.374	0.943	0.898	0	3.519	6.382	8.317	8.932
						Quality	Nutrients	Phosphate (PO ₄ -P)	Nutrient levels must be maintained in the river at a mesotrophic or better condition.	≤ 0.075 milligrams/litre (50 th percentile)													
								Total inorganic nitrogen (TIN)		≤ 1.75 milligrams/litre (50 th percentile)													
							Salts	Electrical conductivity (EC)	Salt concentrations need to be maintained at levels that do not adversely affect aquatic ecosystems	≤ 55 milliSiemens/metre (95 th percentile)													
								pH range		6.5 ≥ pH ≤ 8.5 (5 th and 95 th percentiles)													
							System variables	Dissolved oxygen	oxygen are important for the maintenance of ecosystem health.	≥ 6 milligrams litre (5 th percentile)													
								Atrazine		≤ 0.079 milligrams per litre (95 th percentile)													
						Toxins		Endosulfan	Toxicity levels must not pose a threat to aquatic ecosystems.	≤ 0.0013 milligrams per litre (95 th percentile)													
								Iron (Mn)		≤ 0.1 milligrams per litre (95 th percentile)													
								Manganese (Mn)		≤ 0.15 milligrams per litre (95 th percentile)													
						Pathogens		Escherichia coli	Concentrations of waterborne pathogens should be maintained in an Acceptable category for full contact recreation.	≤ 165 counts/100ml (95 th percentile)													
								GAI score		B category (82-87%)													
						Habitat	Riparian vegetation	VEGRAI score	FRAI should be within an E category (23-37%). VEGRAI level 3 should be within a B/C category (77-82%).	B/C category (77-82%)													
								FRAI score		E category (22-37%)													
						Biota	Invertebrates	MIRAI score	MIRAI score to be within B/C category (77-82%).	B/C category (77-82%)													
								Invertebrate diversity		SASS score > 110, ASPT > 6.5													
								Number of families		Five families, <i>Corydalidae</i> , <i>Elmidae</i> , <i>Hydropsychidae</i> , <i>Cordulidae</i> , <i>Chlorocyphidae</i>													

IUA Class	Quaternary Catchment	RU	Resource Name	Biophysical Node Name	TEC	Component	Sub-component	Indicator	RQO Narrative	RQO Numeric													
B5 Overberg West	G40D	B5-R13	Palmiet River	p11i3	B	Quantity	Low flows High flows	Maintenance low flows Maintenance high flows	Flows shall be sufficient to maintain the Palmiet River in a condition equal to or better than a B category.	Months	High	Oct	Nov	Dec	Jan	Feb	Mar	Apr	May	Jun	Jul	Aug	Sep
									Low	10.02	0.049	0.097	1.907	0.954	0.954	0.954	0.954	2.385	11.08	12.83	13.49		
							Nutrients	Phosphate (PO ₄ -P) Total inorganic nitrogen (TIN)	Nutrient levels must be maintained in the river at a mesotrophic or better condition.	Maintenance flows (million cubic metres)													
								Electrical conductivity (EC)	Salt concentrations need to be maintained at levels that do not adversely affect aquatic ecosystems	≤ 0.025 milligrams per litre (50 th percentile)													
						Quality	Salts	Electrical conductivity (EC)	Salt concentrations need to be maintained at levels that do not adversely affect aquatic ecosystems	≤ 0.70 milligrams per litre (50 th percentile)													
								pH range	pH, temperature, and dissolved oxygen are important for the maintenance of ecosystem health.	5.0 ≥ pH ≤ 7.5 (5 th and 95 th percentiles)													
							System variables	Dissolved oxygen	Toxicity levels must not pose a threat to aquatic ecosystems.	≤ 8 milligrams per litre (5 th percentile)													
								Toxins	Atrazine Endosulfan	Concentrations of waterborne pathogens should be maintained in an Acceptable category for full contact recreation.	≤ 0.079 milligrams per litre (95 th percentile)												
					Pathogens	Escherichia coli	Concentrations of waterborne pathogens should be maintained in an Acceptable category for full contact recreation.	≤ 130 counts/100ml (95 th percentile)															
						Habitat	Geomorphology Riparian vegetation	GAI score VEGRAI score	GAI score should be within a B category (82-87%). VEGRAI level 3 should be within a B category (82-87%).	B category (82-87%) B category (82-87%)													
							Fish	FRAI score	FRAI should be within a D category (42-57%).	A category (92-100%)													
						Biota	Invertebrates	MIRAI score Invertebrate diversity	MIRAI score Invertebrate diversity	SASS score > 110, ASPT > 7.0	B category (82-87%)												
	Number of families	MIRAI score to be within a B category (82-87%).	9 families, Ephemerellidae, Leptophlebiidae, Heptageniidae, Tricorythidae, Elmidae, Corydalidae, Trichoptera cased caddis 2 or > types, Pyraustidae, Athericidae																				

Table 8: Resource Quality Objectives for RIVERS in priority Resource Units in the Integrated Unit of Analysis F10 Overberg East Renosterveld

IUA Class	Quaternary Catchment	RU	Resource Name	Biophysical Node Name	TEC	Component	Sub-component	Indicator	RQO Narrative	RQO Numeric																		
F10 Overberg East Renosterveld	G40K	F10-R14	Klein River	nv23	C/D	Quantity	Low flows High flows	Maintenance low flows Maintenance high flows	Flows shall be sufficient to maintain the Klein River in a condition equal to or better than a C/D category.	Months	Oct	Nov	Dec	Jan	Feb	Mar	Apr	May	Jun	Jul	Aug	Sep						
								Maintenance flows (million cubic metres)		Low	0.465	0.398	0.179	0	0	0	0	0.064	0.126	0.196	0.516	0.293	0.767	0.413	0.502	2.013	0.603	0.541
										≤ 0.075 milligrams/litre (50 th percentile)																		
										≤ 1.75 milligrams/litre (50 th percentile)																		
						Quality	Nutrients	Phosphate (PO ₄ -P) Total inorganic nitrogen (TIN)	Nutrient levels must be maintained in the river at a mesotrophic or better condition.	≤ 180 milliSiemens/metre (95 th percentile)																		
								Electrical conductivity (EC)		Salt concentrations need to be maintained at present day levels.	6.5 ≥ pH ≤ 8.5 (5 th and 95 th percentiles)																	
								pH range			≥ 6 milligrams litre (5 th percentile)																	
								Dissolved oxygen			Toxicity levels must not pose a threat to aquatic ecosystems. Concentrations of waterborne pathogens should be maintained in an Acceptable category for full contact recreation.	≤ 0.079 milligrams per litre (95 th percentile) ≤ 0.0013 milligrams per litre (95 th percentile)																
						Pathogens	Toxins	Atrazine Endosulfan	GAI score should be within C category (62-77%). VEGRAI level 3 should be within a D category (42-57%). FRAI should be within a E category (22-37%). MIRAI score to be within C category (62-77%).	C category (62-77%)																		
								Escherichia coli		D category (42-57%)																		
										E category (22-37%)																		
										C category (62-77%)																		

Table 9: Resource Quality Objectives for RIVERS in priority Resource Units in the Integrated Unit of Analysis H17 Overberg East Fynbos

IUA Class	Quaternary Catchment	RU	Resource Name	Biophysical Node Name	TEC	Component	Sub-component	Indicator	RQO Narrative	RQO Numeric												
H17 Overberg East Fynbos	H17	H17-R15	Nuwejaars River	ni4	C/D	Quantity	Low flows High flows	Maintenance low flows	Flows shall be sufficient to maintain the Nuwejaars River in a condition equal to or better than a C/D category.	Months	Oct	Nov	Dec	Jan	Feb	Mar	Apr	May	Jun	Jul	Aug	Sep
								Maintenance flows (million cubic metres)			Low	0.055	0.115	0.052	0.03	0.022	0.022	0.02	0.03	0.035	0.049	0.056
							Nutrients	Phosphate (PO ₄ -P)	Nutrient levels must be maintained in the river at a mesotrophic or better condition.	≤ 0.075 milligrams/litre (50 th percentile)												
								Total inorganic nitrogen (TIN)		≤ 1.75 milligrams/litre (50 th percentile)												
						Quality	Salts	Electrical conductivity (EC)	Salt concentrations need to be maintained at present day levels.	≤ 170 milliSiemens/metre (95 th percentile)												
								pH range		6.5 ≥ pH ≤ 8.5 (5 th and 95 th percentiles)												
						System variables	Pathogens	Dissolved oxygen	Concentrations of waterborne pathogens should be maintained in an Acceptable category for full contact recreation.	≥ 6 milligrams litre (5 th percentile)												
								Escherichia coli		≤ 165 counts/100ml (95 th percentile)												
						Habitat	Geomorphology	GAI score	GAI score should be within a D category (42-57%).	D category (42-57%)												
								VEGRAI score		E category (22-37%)												
Biota	Fish	FRAI score	FRAI should be within a E category (22-37%).	E category (22-37%)																		
		MIRAI score		D category (42-57%)																		
H17 Overberg East Fynbos	G50D	H17-R16	Kars River	nv24	B/C	Quantity	Low flows High flows	Maintenance low flows	Flows shall be sufficient to maintain the Kars River in a condition equal to or better than a B/C category.	Months	Oct	Nov	Dec	Jan	Feb	Mar	Apr	May	Jun	Jul	Aug	Sep
								Maintenance flows (million cubic metres)			Low	0.322	0.301	0.157	0.168	0.121	0.109	0.119	0.191	0.204	0.25	0.255
							Nutrients	Phosphate (PO ₄ -P)	Nutrient levels must be maintained in the river at a mesotrophic or better condition.	≤ 0.075 milligrams/litre (50 th percentile)												
								Total inorganic nitrogen (TIN)		≤ 1.75 milligrams/litre (50 th percentile)												

IUA Class	Quaternary Catchment	RU	Resource Name	Biophysical Node Name	TEC Component	Sub-component	Indicator	RQO Narrative	RQO Numeric
						Salts	Electrical conductivity (EC)	Salt concentrations need to be maintained at present day levels.	≤ 310 milliSiemens/metre (95 th percentile)
						System variables	pH range Dissolved oxygen	pH, temperature, and dissolved oxygen are important for the maintenance of ecosystem health.	6.5 ≥ pH ≤ 8.5 (5 th and 95 th percentiles) ≥ 6 milligrams litre (5 th percentile)
						Toxins	Ammonia Atrazine Endosulfan	Toxicity levels must not pose a threat to aquatic ecosystems.	≤ 0.073 milligrams per litre (95 th percentile) ≤ 0.079 milligrams per litre (95 th percentile) ≤ 0.0013 milligrams per litre (95 th percentile)
						Pathogens	Escherichia coli	Concentrations of waterborne pathogens should be maintained in an Acceptable category for full contact recreation.	≤ 165 counts/100ml (95 th percentile)
					Habitat	Geomorphology	GAI score	GAI score should be within B category (82-87%).	B category (82-87%)
						Riparian vegetation	VEGRAI score	VEGRAI level 3 should be within a B category (82-87%).	B category (82-87%)
					Biota	Fish	FRAI score	FRAI should be within a E category (22-37%).	E category (22-37%)
						Invertebrates	MIRAI score	MIRAI score to be within B category (82-87%).	B category (82-87%)

Table 10: Resource Quality Objectives for RIVERS in priority Resource Units in the Integrated Unit of Analysis F11 Lower Breede Renosterveld

UA Class	Quaternary Catchment	RU Name	Biophysical Node Name	TEC Component	Sub-component	Indicator	RQO Narrative	RQO Numeric																				
F11 Lower Breede Renosterveld	H70G	F11-R17	Breede River	Quantity	Low flows High flows	Maintenance low flows	Flows shall be sufficient to maintain the Breede River in a condition equal to or better than a B/C category.	Months	High	0	5.055	0	Dec	0	Jan	0	Feb	0	Mar	0	Apr	5.055	58.796	11.469	56.997	26.206	0	Sep
						Maintenance flows (million cubic metres)			Low	42.827	28.026	9.569	7.407	8.604	3.827	10.237	13.818	31.627	44.934	64.391	55.658							
								≤ 0.075 milligrams/litre (50 th percentile)																				
								≤ 1.75 milligrams/litre (50 th percentile)																				
								Nutrient levels must be maintained in the river at a mesotrophic or better condition.																				
								Salt concentrations need to be maintained in a Tolerable category for Irrigation water supply.																				
				Quality	Salts	Electrical conductivity (EC)	pH range	≤ 270 milliSiemens/metre (95 th percentile)																				
						pH temperature and																						
						6.5 > pH ≤ 8.5 (5 th and 95 th percentiles)																						

IUA Class	Quaternary Catchment	RU	Resource Name	Biophysical Node Name	TEC Component	Sub-component	Indicator	RQO Narrative	RQO Numeric
						variables	Dissolved oxygen	dissolved oxygen are important for the maintenance of ecosystem health.	≥ 6 milligrams/litre (5 th percentile)
							Water temperature	No more than 2°C change in natural monthly range (minimum and maximum)	
						Toxins	Ammonia	Toxicity levels must not pose a threat to aquatic ecosystems.	≤ 0.073 milligrams per litre (95 th percentile)
							Atrazine		≤ 0.079 milligrams per litre (95 th percentile)
							Endosulfan		≤ 0.0013 milligrams per litre (95 th percentile)
						Pathogens	Escherichia coli	Concentrations of waterborne pathogens should be maintained in an Acceptable category for full contact recreation.	≤ 165 counts/100ml (95 th percentile)
						Geomorphology	GAI score	GAI score should be within B category (82-87%).	B category (82-87%)
							VEGRAI score		C category (62-77%)
						Riparian vegetation	Marginal zone cover abundance	VEGRAI level 3 should be within a C category (62-77%).	No exotic species, no terrestrial woody species
							Lower zone cover abundance		No exotic species, no terrestrial woody species
							Upper zone cover abundance		Exotic species < 5%, terrestrial woody species > 30%
						Fish	FRAI score	FRAI should be within a C category (62-77%).	C category (62-77%)
						Invertebrates	MIRAI score	MIRAI score to be within D category (42-57%).	D category (42-57%)
							Invertebrate diversity		SASS score > 40, ASPT score > 4.3
							Number of families		> 15 families at abundances A - C

Table 11: Resource Quality Objectives for RIVERS in priority Resource Units in the Integrated Unit of Analysis E8 Touws

IUA Class	Quaternary Catchment	RU	Resource Name	Biophysical Node Name	TEC	Component	Sub-component	Indicator	RQO Narrative	RQO Numeric																									
E8 Touws	J12L	E8-R18	Doring River	gviii1	C/D	Quantity	Low flows High flows	Maintenance low flows Maintenance high flows	Flows shall be sufficient to maintain the Doring River an ecological condition that is equal to or better than the ecological condition in summer 2014 (Category C/D).	Months	High	Low	Maintenance flows (million cubic metres)	0.017	0.031	Oct	0.021	0.019	0.012	0.009	0	Feb	0.015	0.016	0.017	0	May	0.013	0.01	0	Jul	0.012	0	Aug	0.012
											0.031	0.031	Nov	0.021	0.019	0.012	0.009	0	Mar	0.015	0.016	0.017	0	Jun	0.013	0.01	0	Jul	0.012	0	Aug	0.012			
										Quality	Nutrients	Phosphate (PO ₄ -P) Total inorganic nitrogen (TIN)	Nutrient levels must be maintained in the river at a mesotrophic or better condition.	≤ 0.075 milligrams/litre (50 th percentile)	≤ 1.75 milligrams/litre (50 th percentile)																				

IUA Class	Quaternary Catchment	RU	Resource Name	Biophysical Node Name	TEC	Component	Sub-component	Indicator	RQO Narrative	RQO Numeric
E8 Touws	J12L	E8-R19	Touws River	gv5	B/C	Quantity	Salts	Electrical conductivity (EC)	Salt concentrations need to be maintained at present day levels.	≤ 1500 milliSiemens/metre (95 th percentile)
							System variables	pH range	pH, temperature, and dissolved oxygen are important for the maintenance of ecosystem health.	6.5 ≥ pH ≤ 8.5 (5 th and 95 th percentiles)
							Pathogens	Dissolved oxygen	Concentrations of waterborne pathogens should be maintained in an Acceptable category for full contact recreation.	≥ 6 milligrams/litre (5 th percentile)
							Geomorphology	Escherichia coli		≤ 165 counts/100ml (95 th percentile)
						Habitat	VEGRAI score	GAI score	GAI score should equate to a C/D.	C/D category (57-62%)
							Marginal zone cover abundance	VEGRAI score		C/D category (57-62%)
							Lower zone cover abundance		No exotic species, no terrestrial woody species	
							Upper zone cover abundance		VEGRAI level 4 of at ~58% for the riparian zone.	Exotic species < 5%, terrestrial woody species < 10%
						Biota	Fish	FRAI score	FRAI shall yield a C/D (58.3%).	Exotic species < 10%, terrestrial woody species < 15%
							Invertebrates	MIRAI score		C/D category (57-62%)
III	J12L	E8-R19	Touws River	gv5	B/C	Quantity	Low flows	Invertebrate diversity	MIRAI score to be within D (40-59%) Category	D category (42-57%)
							High flows	Number of families		SASS score > 90, ASPT score > 4.5
										> 15 families at abundances A - C
						Quality	Nutrients	Phosphate (PO ₄ -P)	Flows shall be sufficient to maintain the Touws River an ecological condition that is equal to or better than the ecological condition in summer 2014 (Category C).	≤ 0.075 milligrams/litre (50 th percentile)
							Salts	Total inorganic nitrogen (TIN)	Nutrient levels must be maintained in the river at a mesotrophic or better condition.	≤ 1.75 milligrams/litre (50 th percentile)
							System	Electrical conductivity (EC)	Salt concentrations need to be maintained at present day levels.	≤ 1500 milliSiemens/metre (95 th percentile)
								pH range	pH, temperature, and	6.5 ≥ pH ≤ 8.5 (5 th and 95 th percentiles)

IUA Class	Quaternary Catchment	RU	Resource Name	Biophysical Node Name	TEC	Component	Sub-component	Indicator	RQO Narrative	RQO Numeric				
E8 Tows	J11H	E8-R20	Buffels River	gv4	C	Quantity	Low flows	Dissolved oxygen variables	dissolved oxygen are important for the maintenance of ecosystem health.	≥ 6 milligrams litre (5 th percentile)				
											High flows			
							Nutrients	Phosphate (PO ₄ -P)	Nutrient levels must be maintained in the river at a mesotrophic or better condition.	≤ 0.075 milligrams/litre (50 th percentile)				
								Total inorganic nitrogen (TIN)	Salt concentrations need to be maintained at present day levels.	≤ 1.75 milligrams/litre (50 th percentile)				
						Salts	Electrical conductivity (EC)	pH, temperature, and dissolved oxygen are important for the maintenance of ecosystem health.	≤ 320 milliSiemens/metre (95 th percentile)					
							pH range	6.5 ≥ pH ≤ 8.5 (5 th and 95 th percentiles)						
						System variables	Dissolved oxygen	≥ 6 milligrams litre (5 th percentile)						
						Habitat	Riparian vegetation	Fish	Invertebrates	GAI score	GAI score should equate to a B	B category (82-87%)		
										VEGRAI score	B/C category (77-82%)	B/C category (77-82%)		
										Marginal zone cover abundance	No exotic species, No terrestrial woody species	No exotic species, No terrestrial woody species		
										Lower zone cover abundance	VEGRAI level 4 of at least 78% % for the riparian zone.	Exotic species < 5%, terrestrial woody species < 5%		
										Upper zone cover abundance	Exotic species < 5%, terrestrial woody species < 5%	Exotic species < 5%, terrestrial woody species < 5%		
							Biota	Invertebrates	Fish	Invertebrates	FRAI score	FRAI shall yield a C/D (59%).	C/D category (57-62%)	
											MIRAI score	MIRAI score to be within B/C (78 - 82%) Category	B/C category (77-82%)	
Invertebrate diversity		SASS score > 45, ASPT?>4.0												
Number of families		> 10 families, 5 with SASS score > 5, abundance A-C												
Quantity	Low flows	High flows	Invertebrates	Fish	Invertebrates	Fish	Invertebrates	Fish	Invertebrates	Fish				
											High flows			
												Invertebrates		
													Fish	
														Invertebrates
Invertebrates														
	Quantity	Low flows	High flows	Invertebrates	Fish	Invertebrates	Fish	Invertebrates	Fish	Invertebrates	Fish			
												High flows		
													Invertebrates	
														Fish
Fish														
	Invertebrates													
		Quantity	Low flows	High flows	Invertebrates	Fish	Invertebrates	Fish	Invertebrates	Fish	Invertebrates	Fish		
													High flows	
														Invertebrates
Invertebrates														
	Fish													
		Invertebrates												
			Quantity	Low flows	High flows	Invertebrates	Fish	Invertebrates	Fish	Invertebrates	Fish	Invertebrates	Fish	
														High flows
Fish														
	Invertebrates													
		Fish												
			Invertebrates											
				Quantity	Low flows	High flows	Invertebrates	Fish	Invertebrates	Fish	Invertebrates	Fish	Invertebrates	Fish
Invertebrates														
	Fish													
		Invertebrates												
			Fish											
				Invertebrates										
					Quantity	Low flows	High flows	Invertebrates	Fish	Invertebrates	Fish	Invertebrates	Fish	Invertebrates
High flows														
	Invertebrates													
		Fish												
			Invertebrates											
				Fish										
					Invertebrates									
Quantity						Low flows	High flows	Invertebrates	Fish	Invertebrates	Fish	Invertebrates	Fish	Invertebrates
	High flows													
		Invertebrates												
			Fish											
				Invertebrates										
					Fish									
Invertebrates														
	Quantity					Low flows	High flows	Invertebrates	Fish	Invertebrates	Fish	Invertebrates	Fish	Invertebrates
		High flows												
			Invertebrates											
				Fish										
					Invertebrates									
Fish														
	Invertebrates													
		Quantity				Low flows	High flows	Invertebrates	Fish	Invertebrates	Fish	Invertebrates	Fish	Invertebrates
			High flows											
				Invertebrates										
					Fish									
Invertebrates														
	Fish													
		Invertebrates												
			Quantity			Low flows	High flows	Invertebrates	Fish	Invertebrates	Fish	Invertebrates	Fish	Invertebrates
				High flows										
					Invertebrates									
Fish														
	Invertebrates													
		Fish												
			Invertebrates											
				Quantity		Low flows	High flows	Invertebrates	Fish	Invertebrates	Fish	Invertebrates	Fish	Invertebrates
					High flows									
Invertebrates														
	Fish													
		Invertebrates												
			Fish											
				Invertebrates										
					Quantity	Low flows	High flows	Invertebrates	Fish	Invertebrates	Fish	Invertebrates	Fish	Invertebrates
High flows														
	Invertebrates													
		Fish												
			Invertebrates											
				Fish										
					Invertebrates									
Quantity						Low flows	High flows	Invertebrates	Fish	Invertebrates	Fish	Invertebrates	Fish	Invertebrates
	High flows													
		Invertebrates												
			Fish											
				Invertebrates										
					Fish									
Invertebrates														
	Quantity					Low flows	High flows	Invertebrates	Fish	Invertebrates	Fish	Invertebrates	Fish	Invertebrates
		High flows												
			Invertebrates											
				Fish										
					Invertebrates									
Fish														
	Invertebrates													
		Quantity				Low flows	High flows	Invertebrates	Fish	Invertebrates	Fish	Invertebrates	Fish	Invertebrates
			High flows											
				Invertebrates										
					Fish									
Invertebrates														
	Fish													
		Invertebrates												
			Quantity			Low flows	High flows	Invertebrates	Fish	Invertebrates	Fish	Invertebrates	Fish	Invertebrates
				High flows										
					Invertebrates									
Fish														
	Invertebrates													
		Fish												
			Invertebrates											
				Quantity		Low flows	High flows	Invertebrates	Fish	Invertebrates	Fish	Invertebrates	Fish	Invertebrates
					High flows									
Invertebrates														
	Fish													
		Invertebrates												
			Fish											
				Invertebrates										
					Quantity	Low flows	High flows	Invertebrates	Fish	Invertebrates	Fish	Invertebrates	Fish	Invertebrates
High flows														
	Invertebrates													
		Fish												
			Invertebrates											
				Fish										
					Invertebrates									
Quantity						Low flows	High flows	Invertebrates	Fish	Invertebrates	Fish	Invertebrates	Fish	Invertebrates
	High flows													
		Invertebrates												
			Fish											
				Invertebrates										
					Fish									
Invertebrates														
	Quantity					Low flows	High flows	Invertebrates	Fish	Invertebrates	Fish	Invertebrates	Fish	Invertebrates
		High flows												
			Invertebrates											
				Fish										
					Invertebrates									
Fish														
	Invertebrates													
		Quantity				Low flows	High flows	Invertebrates	Fish	Invertebrates	Fish	Invertebrates	Fish	Invertebrates
			High flows											
				Invertebrates										
					Fish									
Invertebrates														
	Fish													
		Invertebrates												
			Quantity			Low flows	High flows	Invertebrates	Fish	Invertebrates	Fish	Invertebrates	Fish	Invertebrates
				High flows										
					Invertebrates									
Fish														
	Invertebrates													
		Fish												
			Invertebrates											
				Quantity		Low flows	High flows	Invertebrates	Fish	Invertebrates	Fish	Invertebrates	Fish	Invertebrates
					High flows									
Invertebrates														
	Fish													
		Invertebrates												
			Fish											
				Invertebrates										
					Quantity	Low flows	High flows	Invertebrates	Fish	Invertebrates	Fish	Invertebrates	Fish	Invertebrates
High flows														
	Invertebrates													
		Fish												
			Invertebrates											
				Fish										
					Invertebrates									
Quantity						Low flows	High flows	Invertebrates	Fish	Invertebrates	Fish	Invertebrates	Fish	Invertebrates
	High flows													
		Invertebrates												
			Fish											
				Invertebrates										
					Fish									
Invertebrates														
	Quantity					Low flows	High flows	Invertebrates	Fish	Invertebrates	Fish	Invertebrates	Fish	Invertebrates
		High flows												
			Invertebrates											
				Fish										
					Invertebrates									
Fish														
	Invertebrates													
		Quantity				Low flows	High flows	Invertebrates	Fish	Invertebrates	Fish	Invertebrates	Fish	Invertebrates
			High flows											
				Invertebrates										
					Fish									
Invertebrates														
	Fish													
		Invertebrates												
			Quantity			Low flows	High flows	Invertebrates	Fish	Invertebrates	Fish	Invertebrates	Fish	Invertebrates
				High flows										
					Invertebrates									
Fish														
	Invertebrates													
		Fish												
			Invertebrates											
				Quantity		Low flows	High flows	Invertebrates	Fish	Invertebrates	Fish	Invertebrates	Fish	Invertebrates
					High flows									
Invertebrates														
	Fish													
		Invertebrates												
			Fish											
				Invertebrates										
					Quantity	Low flows	High flows	Invertebrates	Fish	Invertebrates	Fish	Invertebrates	Fish	Invertebrates
High flows														
	Invertebrates													
		Fish												
			Invertebrates											
				Fish										
					Invertebrates									
Quantity						Low flows	High flows	Invertebrates	Fish	Invertebrates	Fish	Invertebrates	Fish	Invertebrates
	High flows													
		Invertebrates												
			Fish											
				Invertebrates										
					Fish									
Invertebrates														
	Quantity					Low flows	High flows	Invertebrates	Fish	Invertebrates	Fish	Invertebrates	Fish	Invertebrates
		High flows												
			Invertebrates											
				Fish										
					Invertebrates									
Fish														
	Invertebrates													
		Quantity				Low flows	High flows	Invertebrates	Fish	Invertebrates	Fish	Invertebrates	Fish	Invertebrates
			High flows											
				Invertebrates										
					Fish									
Invertebrates														
	Fish													
		Invertebrates												
			Quantity			Low flows	High flows	Invertebrates	Fish	Invertebrates	Fish	Invertebrates	Fish	Invertebrates
				High flows										
					Invertebrates									
Fish														
	Invertebrates													
		Fish												
			Invertebrates											
				Quantity		Low flows	High flows	Invertebrates	Fish	Invertebrates	Fish	Invertebrates	Fish	Invertebrates
					High flows									
Invertebrates														
	Fish													
		Invertebrates												
			Fish											
				Invertebrates										
					Quantity	Low flows	High flows	Invertebrates	Fish	Invertebrates	Fish	Invertebrates	Fish	Invertebrates
High flows														
	Invertebrates													
		Fish												
			Invertebrates											
				Fish										
					Invertebrates									
Quantity						Low flows	High flows	Invertebrates	Fish	Invertebrates	Fish	Invertebrates	Fish	Invertebrates
	High flows													
		Invertebrates												
			Fish											
				Invertebrates										
					Fish									
Invertebrates														
	Quantity					Low flows	High flows	Invertebrates	Fish	Invertebrates	Fish	Invertebrates	Fish	Invertebrates
		High flows												
			Invertebrates											
				Fish										
					Invertebrates									
Fish														
	Invertebrates													
		Quantity				Low flows	High flows	Invertebrates	Fish	Invertebrates	Fish	Invertebrates	Fish	Invertebrates
			High flows											
				Invertebrates										
					Fish									
Invertebrates														
	Fish													
		Invertebrates												
			Quantity			Low flows	High flows	Invertebrates	Fish	Invertebrates	Fish	Invertebrates	Fish	Invertebrates
				High flows										
					Invertebrates									
Fish														
	Invertebrates													
		Fish												
			Invertebrates											
				Quantity		Low flows	High flows	Invertebrates	Fish	Invertebrates	Fish	Invertebrates	Fish	Invertebrates
					High flows									
Invertebrates														
	Fish													
		Invertebrates												
			Fish											
				Invertebrates										
					Quantity	Low flows	High flows	Invertebrates	Fish	Invertebrates	Fish	Invertebrates	Fish	Invertebrates
High flows														
	Invertebrates													
		Fish												
			Invertebrates											
				Fish										
					Invertebrates									
Quantity						Low flows	High flows	Invertebrates	Fish	Invertebrates	Fish	Invertebrates	Fish	Invertebrates
	High flows													
		Invertebrates												
			Fish											
				Invertebrates										
					Fish									
Invertebrates														
	Quantity					Low flows	High flows	Invertebrates	Fish	Invertebrates	Fish	Invertebrates	Fish	Invertebrates
		High flows												
			Invertebrates											
				Fish										
					Invertebrates									
Fish														
	Invertebrates													
		Quantity				Low flows	High flows	Invertebrates	Fish	Invertebrates	Fish	Invertebrates	Fish	Invertebrates
			High flows											
				Invertebrates										
					Fish									
Invertebrates														
	Fish													
		Invertebrates												
			Quantity			Low flows	High flows	Invertebrates	Fish	Invertebrates	Fish	Invertebrates	Fish	Invertebrates
				High flows										
					Invertebrates									
Fish														
	Invertebrates													
		Fish												
			Invertebrates											
				Quantity		Low flows	High flows	Invertebrates	Fish	Invertebrates	Fish	Invertebrates	Fish	Invertebrates
					High flows									
Invertebrates														
	Fish													
		Invertebrates												
			Fish											
				Invertebrates										
					Quantity	Low flows	High flows	Invertebrates	Fish	Invertebrates	Fish	Invertebrates	Fish	Invertebrates
High flows														
	Invertebrates													
		Fish												
			Invertebrates											
				Fish										
					Invertebrates									
Quantity						Low flows	High flows	Invertebrates	Fish	Invertebrates	Fish	Invertebrates	Fish	Invertebrates
	High flows													
		Invertebrates												
			Fish											
				Invertebrates										
					Fish									
Invertebrates														
	Quantity					Low flows	High flows	Invertebrates	Fish	Invertebrates	Fish	Invertebrates	Fish	Invertebrates
		High flows												
			Invertebrates											
				Fish										
					Invertebrates									
Fish														
	Invertebrates													
		Quantity				Low flows	High flows	Invertebrates	Fish	Invertebrates	Fish	Invertebrates	Fish	Invertebrates
			High flows											
				Invertebrates										
					Fish									
Invertebrates														
	Fish													
		Invertebrates												
			Quantity			Low flows	High flows	Invertebrates	Fish	Invertebrates	Fish	Invertebrates	Fish	Invertebrates
				High flows										
					Invertebrates									
Fish														
	Invertebrates													
		Fish												
			Invertebrates											
				Quantity		Low flows	High flows	Invertebrates	Fish	Invertebrates	Fish	Invertebrates	Fish	Invertebrates
					High flows									
Invertebrates														
	Fish													
		Invertebrates												
			Fish											
				Invertebrates										
					Quantity	Low flows	High flows	Invertebrates	Fish	Invertebrates	Fish	Invertebrates	Fish	Invertebrates
High flows														
	Invertebrates													
		Fish												
			Invertebrates											
				Fish										
					Invertebrates									
Quantity						Low flows	High flows	Invertebrates	Fish	Invertebrates	Fish	Invertebrates	Fish	Invertebrates
	High flows													
		Invertebrates												
			Fish											
				Invertebrates										
					Fish									
Invertebrates														
	Quantity					Low flows	High flows	Invertebrates	Fish	Invertebrates	Fish	Invertebrates	Fish	Invertebrates
		High flows												
			Invertebrates											
				Fish										
					Invertebrates									
Fish														
	Invertebrates													
		Quantity				Low flows	High flows	Invertebrates	Fish	Invertebrates	Fish	Invertebrates	Fish	Invertebrates
			High flows											
				Invertebrates										
					Fish									
Invertebrates														
	Fish													
		Invertebrates												
			Quantity			Low flows	High flows	Invertebrates						

IUA Class	Quaternary Catchment	RU	Resource Name	Biophysical Node Name	TEC	Component	Sub-component	Indicator	RQO Narrative	RQO Numeric
E8 Tlouws	J11J	E8-R21	Groot River	gv6	D		Pathogens	Escherichia coli	Concentrations of waterborne pathogens should be maintained in an Acceptable category for full contact recreation.	≤ 165 counts/100ml (95 th percentile)
								Geomorphology	GAI score should equate to a D	D category (42-57%)
								VEGRAI score	D category (42-57%)	
						Habitat	Riparian vegetation	Marginal zone cover abundance	No exotic species, no terrestrial woody species	
								Lower zone cover abundance	VEGRAI level 4 of at ~57% for the riparian zone.	Exotic species < 5%, terrestrial woody species < 5%
								Upper zone cover abundance	Exotic species < 10%, terrestrial woody species < 30%	
						Biota	Fish	FRAI score	FRAI shall yield a B/C (79%).	B/C category (77-82%)
								MIRAI score	C category (62-77%)	
								Invertebrate diversity	MIRAI score to be within C Category	SASS score > 90, ASPT > 5.0
						Quantity	Low flows High flows	Number of families	> 15 families, 7 with SASS score > 6, abundances A - C	
								Maintenance low flows	Flows shall be sufficient to maintain the Groot River an ecological condition that is equal to or better than the ecological condition in summer 2014 (Category D).	Months High Low Maintenance flows (million cubic metres) 0.016 0.018 0.019 0.016 1.719 0.015 0.022 0.024 0.027 0.029 0.027 0.027 0.027 0.027 0.018 0.016 0.018
								Maintenance high flows		0.018 0.027 0.027 0.029 0.027 0.024 0.022 0.015 0.016 0.019 0.016 1.719 0.015 0.022 0.024 0.027 0.029 0.027 0.027 0.018 0.016 0.018
						Quality	Nutrients	Phosphate (PO ₄ -P)	Nutrient levels must be maintained in the river at a mesotrophic or better condition.	≤ 0.075 milligrams/litre (50 th percentile)
								Total inorganic nitrogen (TIN)		≤ 1.75 milligrams/litre (50 th percentile)
							Salts	Electrical conductivity (EC)	Salt concentrations need to be maintained at present day levels.	≤ 320 milliSiemens/metre (95 th percentile)
								pH range	pH, temperature, and dissolved oxygen are important for the maintenance of ecosystem health.	6.5 ≥ pH ≤ 8.5 (5 th and 95 th percentiles)
							System variables	Dissolved oxygen		≥ 6 milligrams litre (5 th percentile)
								Toxins	Toxicity levels must not pose a threat to aquatic ecosystems.	≤ 0.079 milligrams per litre (95 th percentile) ≤ 0.0013 milligrams per litre (95 th percentile)

IUA Class	Quaternary Catchment	RU	Resource Name	Biophysical Node Name	TEC Component	Sub-component	Indicator	RQO Narrative	RQO Numeric
D7 Gouritz-Olifants	J31C	D7-R24	Olifants River	giii2	C	Habitat	Geomorphology	GAI score should equate to a C	C category (62-77%)
							VEGRAI score		C category (62-77%)
							Marginal zone cover abundance		No exotic species, no terrestrial woody species
							Lower zone cover abundance	VEGRAI level 4 of at least 61% for the riparian zone.	Exotic species < 10%, terrestrial woody species < 5%
							Upper zone cover abundance		Exotic species < 10%, terrestrial woody species < 15%
						Biota	Fish	FRAI shall yield a C (71.6%).	C category (62-77%)
							MIRAI score	B/C category (77-82%)	
						Invertebrates	Invertebrate diversity	MIRAI score to be within B/C (78 - 82%) Category	SASS score > 100, ASPT > 5.5
							Number of families	> 15 families, 5 with SASS score > 5, abundance A - C	
					Quantity	Low flows High flows	Maintenance low flows	Flows shall be sufficient to maintain the Olifants River an ecological condition that is equal to or better than the ecological condition in summer 2014 (Category C/D).	Months
							Maintenance high flows		Low High flows (million cubic metres) 0.035 0.046 0.037 0 0.036 0.053 0.097 0.127 0.068 0.127 0.109 0.548 0.127 0.05 0.107 0.057 0.137 0.055 0.13 0.046 0.035
						Nutrients	Phosphate (PO ₄ -P)	Nutrient levels must be maintained in the river at a mesotrophic or better condition.	≤ 0.075 milligrams/litre (50 th percentile)
							Total inorganic nitrogen (TIN)		≤ 1.75 milligrams/litre (50 th percentile)
						Salts	Electrical conductivity (EC)	Salt concentrations need to be maintained at present day levels.	≤ 680 milliSiemens/metre (95 th percentile)
							pH range	pH, temperature, and dissolved oxygen are important for the maintenance of ecosystem health.	6.5 ≥ pH ≤ 8.5 (5 th and 95 th percentiles)
					Quality	System variables	Dissolved oxygen		≥ 6 milligrams litre (5 th percentile)
							Escherichia coli	Concentrations of waterborne pathogens should be maintained in an Acceptable category for full contact recreation.	≤ 165 counts/100ml (95 th percentile)
					Habitat	Geomorphology	GAI score	GAI score should equate to a C/D	C/D category (57-62%)
							VEGRAI score		C category (62-77%)
						Riparian vegetation	Marginal zone cover abundance	VEGRAI level 4 of at ~70% for the riparian zone.	No exotic species, no terrestrial woody species
							Lower zone cover abundance		No exotic species, no terrestrial woody species

IUA Class	Quaternary Catchment	RU	Resource Name	Biophysical Node Name	TEC	Component	Sub-component	Indicator	RQO Narrative	RQO Numeric																																		
D7 Gouritz-Olifants	J34C	D7-R25	Kammanassie River	gv36	C/D	Biota	Invertebrates	Upper zone cover abundance	MIRAI score should equate to a C	No exotic species, no terrestrial woody species																																		
								MIRAI score		C category (62-77%)																																		
							Quantity	Low flows High flows	Maintenance low flows Maintenance high flows	Flows shall be sufficient to maintain the Kammanassie River an ecological condition that is equal to or better than the ecological condition in summer 2014 (Category C/D).	Months	Oct	Nov	Dec	Jan	Feb	Mar	Apr	May	Jun	Jul	Aug	Sep																					
						Maintenance flows (million cubic metres)					Low	0.435	0.218	0.327	0.252	0.179	0.182	0.215	0.239	0.311	0.381	0	0																					
											High	0.431	0.218	0.327	1.091	0.218	0.182	0.215	0.239	0.311	0.381	0	0																					
											≤ 0.075 milligrams/litre (50 th percentile)	≤ 0.075 milligrams/litre (50 th percentile)	≤ 1.75 milligrams/litre (50 th percentile)	≤ 85 milliSiemens/metre (95 th percentile)	6.5 ≥ pH ≤ 8.5 (5 th and 95 th percentiles)	≥ 6 milligrams litre (5 th percentile)	≤ 165 counts/100ml (95 th percentile)	C/D category (57-62%)	No exotic species, no terrestrial woody species	Exotic species < 5%, terrestrial woody species < 5%	Exotic species < 10%, terrestrial woody species < 20%	D category (42-57%)	C/D category (57-62%)	SASS score > 90, ASPT > 4.5	> 17 families, 2 or more baelids, abundance A - C																			
											Nutrients		Phosphate (PO ₄ -P)	Nutrient levels must be maintained in the river at a mesotrophic or better condition.	Total inorganic nitrogen (TIN)	Electrical conductivity (EC)	pH range	Dissolved oxygen	Escherichia coli	VEGRAI score	Marginal zone cover abundance	Lower zone cover abundance	Upper zone cover abundance	FRAI score	MIRAI score	Invertebrate diversity	Number of families																	
						Quality	Salts	System variables	Pathogens						Concentrations of waterborne pathogens should be maintained in an Acceptable category for full contact recreation.	≤ 165 counts/100ml (95 th percentile)	C/D category (57-62%)	No exotic species, no terrestrial woody species	Exotic species < 5%, terrestrial woody species < 5%	Exotic species < 10%, terrestrial woody species < 20%	D category (42-57%)	C/D category (57-62%)	SASS score > 90, ASPT > 4.5	> 17 families, 2 or more baelids, abundance A - C																				
						Habitat	Riparian vegetation								VEGRAI level 4 of at ~58% for the riparian zone.																													
						Biota	Invertebrates								MIRAI score to be within C/D (58-62%) Category																													

Table 13: Resource Quality Objectives for RIVERS in priority Resource Units in the Integrated Unit of Analysis F13 Lower Gouritz

IUA Class	Quaternary Catchment	RU	Resource Name	Biophysical Node Name	TEC	Component	Sub-component	Indicator	RQO Narrative	RQO Numeric																	
F13 Lower Gouritz	J40B	F13-R26	Gouritz River	gl4	C	Quantity	Low flows High flows	Maintenance low flows Maintenance high flows	Flows shall be sufficient to maintain the Gouritz River an ecological condition that is equal to or better than the ecological condition in summer 2014 (Category C).	Months	High	Oct	Nov	Dec	Jan	Feb	Mar	Apr	May	Jun	Jul	Aug	Sep				
								Maintenance flows (million cubic metres)	Low	2.752	2.474	2.398	2.267	2.398	2.223	2.134	2.041	2.021	2.137	2.213	2.213	0	0	0	0	0	0
								Quality	Nutrients	Phosphate (PO ₄ -P)	Nutrient levels must be maintained in the river at a mesotrophic or better condition.	≤ 0.075 milligrams/litre (50 th percentile)															
						Total inorganic nitrogen (TIN)	≤ 1.75 milligrams/litre (50 th percentile)																				
						Salts	Electrical conductivity (EC)		Salt concentrations need to be maintained at present day levels.	≤ 600 milliSiemens/metre (95 th percentile)																	
							pH range		pH, temperature, and dissolved oxygen are important for the maintenance of ecosystem health.	6.5 ≥ pH ≤ 8.5 (5 th and 95 th percentiles)																	
						System variables	Dissolved oxygen		Concentrations of waterborne pathogens should be maintained in an Acceptable category for full contact recreation.	≥ 6 milligrams litre (5 th percentile)																	
							Escherichia coli			≤ 165 counts/100ml (95 th percentile)																	
						Habitat	Geomorphology	GAI score	GAI score should equate to a B	B category (82-87%)																	
								VEGRAI score		B/C category (77-82%)																	
							Riparian vegetation	Marginal zone cover abundance	VEGRAI level 4 of at ~57% for the riparian zone.	No exotic species, no terrestrial woody species																	
								Lower zone cover abundance		No exotic species, no terrestrial woody species																	
								Upper zone cover abundance		Exotic species < 15%, terrestrial woody species < 40%																	
							Fish	FRAI score	FRAI shall yield a D (50.1%).	D category (42-57%)																	
								MIRAI score		C category (62-77%)																	
								Invertebrate diversity		SASS score > 90, ASPT > 5.0																	
						Biota	Invertebrates	Number of families	MIRAI score to be within C (60-79%) Category	> 19 families, 7 with SASS score > 7, abundance A - C																	

Table 14: Resource Quality Objectives for RIVERS in priority Resource Units in the Integrated Unit of Analysis F12 Duiwenhoks

IUA Class	Quaternary Catchment	RU	Resource Name	Biophysical Node Name	TEC	Component	Sub-component	Indicator	RQO Narrative	RQO Numeric																																																																																																																																																																																																																																																																																																																																																																																																																																																																																																																																																																																																																																																																																																																																																																																																																																																																																																																																																																																																														
F12 Duiwenhoks	H80D	F12-R27	Duiwenhoks River	giii8	D	Quantity	Low flows High flows	Maintenance low flows Maintenance high flows	Flows shall be sufficient to maintain the Duiwenhoks River an ecological condition that is equal to or better than the ecological condition in summer 2014.	Months	High	1.775	0.418	Oct	Nov	Dec	Jan	Feb	Mar	Apr	May	Jun	Jul	Aug	Sep	0																																																																																																																																																																																																																																																																																																																																																																																																																																																																																																																																																																																																																																																																																																																																																																																																																																																																																																																																																																																														
								Maintenance flows (million cubic metres)		Low	1.522	1.151	0.676	1.151	0.648	0.489	0.781	0.861	0.981	1.014	1.207	1.426	2.649																																																																																																																																																																																																																																																																																																																																																																																																																																																																																																																																																																																																																																																																																																																																																																																																																																																																																																																																																																																																	
							Quality	Nutrients	Phosphate (PO ₄ -P)	Nutrient levels must be maintained in the river at a mesotrophic or better condition.	≤ 0.075 milligrams/litre (50 th percentile)																																																																																																																																																																																																																																																																																																																																																																																																																																																																																																																																																																																																																																																																																																																																																																																																																																																																																																																																																																																																													
									Total inorganic nitrogen (TIN)		≤ 1.75 milligrams/litre (50 th percentile)																																																																																																																																																																																																																																																																																																																																																																																																																																																																																																																																																																																																																																																																																																																																																																																																																																																																																																																																																																																																													
						Salts	System variables	Electrical conductivity (EC)	Salt concentrations need to be maintained in a Tolerable category for irrigation.	≤ 270 milliSiemens/metre (95 th percentile)																																																																																																																																																																																																																																																																																																																																																																																																																																																																																																																																																																																																																																																																																																																																																																																																																																																																																																																																																																																																														
								pH range		6.5 ≥ pH ≤ 8.5 (5 th and 95 th percentiles)																																																																																																																																																																																																																																																																																																																																																																																																																																																																																																																																																																																																																																																																																																																																																																																																																																																																																																																																																																																																														
						Pathogens	Geomorphology	Dissolved oxygen	Concentrations of waterborne pathogens should be maintained in an Acceptable category for full contact recreation.	≥ 6 milligrams litre (5 th percentile)																																																																																																																																																																																																																																																																																																																																																																																																																																																																																																																																																																																																																																																																																																																																																																																																																																																																																																																																																																																																														
								Escherichia coli		≤ 165 counts/100ml (95 th percentile)																																																																																																																																																																																																																																																																																																																																																																																																																																																																																																																																																																																																																																																																																																																																																																																																																																																																																																																																																																																																														
						Habitat	Riparian vegetation	GAI score	GAI score should equate to a D	D category (42-57%)																																																																																																																																																																																																																																																																																																																																																																																																																																																																																																																																																																																																																																																																																																																																																																																																																																																																																																																																																																																																														
								VEGRAI score		C/D category (57-62%)																																																																																																																																																																																																																																																																																																																																																																																																																																																																																																																																																																																																																																																																																																																																																																																																																																																																																																																																																																																																														
								Marginal zone cover abundance		No exotic species, no terrestrial woody species																																																																																																																																																																																																																																																																																																																																																																																																																																																																																																																																																																																																																																																																																																																																																																																																																																																																																																																																																																																																														
								Lower zone cover abundance		VEGRAI level 4 of at least 61% for the riparian zone.																																																																																																																																																																																																																																																																																																																																																																																																																																																																																																																																																																																																																																																																																																																																																																																																																																																																																																																																																																																																														
Biota	Fish	Upper zone cover abundance	FRAI shall yield a D in the Duiwenhoks River	Exotic species < 5%																																																																																																																																																																																																																																																																																																																																																																																																																																																																																																																																																																																																																																																																																																																																																																																																																																																																																																																																																																																																																				
		cover abundance		Exotic species < 10%, terrestrial woody species < 20%																																																																																																																																																																																																																																																																																																																																																																																																																																																																																																																																																																																																																																																																																																																																																																																																																																																																																																																																																																																																																				
Invertebrates	FRAI score	MIRAI score	MIRAI (40 - 59%) shall yield a D in the Duiwenhoks River.	D category (42-57%)																																																																																																																																																																																																																																																																																																																																																																																																																																																																																																																																																																																																																																																																																																																																																																																																																																																																																																																																																																																																																				
		Invertebrate diversity		D category (42-57%)																																																																																																																																																																																																																																																																																																																																																																																																																																																																																																																																																																																																																																																																																																																																																																																																																																																																																																																																																																																																																				
		Number of families		SASS score > 60, ASPT score > 5																																																																																																																																																																																																																																																																																																																																																																																																																																																																																																																																																																																																																																																																																																																																																																																																																																																																																																																																																																																																																				

Table 15: Resource Quality Objectives for RIVERS in priority Resource Units in the Integrated Unit of Analysis I18 Hessequa

IUA Class	Quaternary Catchment	RU	Resource Name	Biophysical Node Name	TEC	Component	Sub-component	Indicator	RQO Narrative	RQO Numeric														
I18 Hessequa	H90C	I18-R28	Goukou River	giii7	C/D	Quantity	Low flows High flows	Maintenance low flows Maintenance high flows	Flows shall be sufficient to maintain the Duiwenhoks River an ecological condition that is equal to or better than the ecological condition in summer 2014 (Category C/D).	Maintenance flows (million cubic metres)	Low	High	Oct	Nov	Dec	Jan	Feb	Mar	Apr	May	Jun	Jul	Aug	Sep
								0.654 0.691 0.567 0.598 0.653 0.688 0.688 0.139 0.381 0.171 0.764 1.734 0.794	0 0.139 0.381 0.171 0.764 1.734 0.794	0 0.688 0.688 0.139 0.381 0.171 0.764 1.734	0 0.653 0.598 0.567 0.691 1.025	0.654 0.691 0.567 0.598 0.653 0.688 0.688 0.139 0.381 0.171 0.764 1.734 0.794												
						Quality	Nutrients	Phosphate (PO ₄ -P)	Nutrient levels must be maintained in the river at a mesotrophic or better condition.	≤ 0.075 milligrams/litre (50 th percentile)														
								Total inorganic nitrogen (TIN)		≤ 1.75 milligrams/litre (50 th percentile)														
							Salts	Electrical conductivity (EC)	Salt concentrations need to be maintained in an Acceptable category for ecosystem health.	≤ 130 milliSiemens/metre (95 th percentile)														
							System variables	pH	pH, temperature, and dissolved oxygen are important for the maintenance of ecosystem health.	6.5 ≥ pH ≤ 8.5 (5 th and 95 th percentiles)														
								Dissolved oxygen		≥ 6 milligrams litre (5 th percentile)														
							Toxins	Atrazine	Toxicity levels must not pose a threat to aquatic ecosystems.	≤ 0.079 milligrams per litre (95 th percentile)														
								Endosulfan		≤ 0.0013 milligrams per litre (95 th percentile)														
						Pathogens	Escherichia coli	Concentrations of waterborne pathogens should be maintained in an Acceptable category for full contact recreation.	≤ 165 counts/100ml (95 th percentile)															
							Geomorphology	GAI score	GAI score should equate to a D	D category (42-57%)														
						Habitat	Riparian vegetation	VEGRAI score		C category (62-77%)														
								Marginal zone cover abundance	VEGRAI level 4 of at least 71% for the riparian zone.	No exotic species, no terrestrial woody species														
								Lower zone cover abundance		Exotic species < 5%, terrestrial woody species < 5%														
								Upper zone cover abundance		Exotic species < 10%, terrestrial woody species < 10%														
						Biota	Fish	FRAI score		FRAI shall yield a D (50.8%).														
								MIRAI score		D category (42-57%)														
								Invertebrate diversity	MIRAI score to be within the D EC (40 - 59%) Category	SASS score > 90, ASPT score > 5.8														
								Number of families		> 12 families, 5 with SASS score > 8, abundance A - C														

Table 16: Resource Quality Objectives for RIVERS in priority Resource Units in the Integrated Unit of Analysis G14 Groot Brak

IUA Class	Quaternary Catchment	RU	Resource Name	Biophysical Node Name	TEC	Component	Sub-component	Indicator	RQO Narrative	RQO Numeric												
G14 Groot Brak	K20A	G14-R29	Groot Brak River	gviii2	B/C	Quantity	Low flows High flows	Maintenance low flows Maintenance high flows	Flows shall be sufficient to maintain the Groot Brak River in an ecological condition that is equal to or better than Category B/C.	Months	Oct	Nov	Dec	Jan	Feb	Mar	Apr	May	Jun	Jul	Aug	Sep
									High flows (million cubic metres)	1.171	0.073	0.147	0.199	0.147	0.533	0.267	0.068	0.087	0.112	0.134	0.151	
							Nutrients	Phosphate (PO ₄ -P)	Nutrient levels must be maintained in the river at an oligotrophic condition.	Low	≤ 0.025 milligrams per litre (50 th percentile)											
								Total inorganic nitrogen (TIN)		High	≤ 0.70 milligrams per litre (50 th percentile)											
						Quality	Salts	Electrical conductivity (EC)	Salt concentrations need to be maintained in a B class for aquatic ecosystem health.	≤ 55 milliSiemens/metre (95 th percentile)												
								pH range	pH, temperature, and dissolved oxygen are important for the maintenance of ecosystem health.	6.5 ≥ pH ≤ 8.5 (5 th and 95 th percentiles)												
							System variables	Dissolved oxygen		≥ 8 milligrams litre (5 th percentile)												
								Pathogens	Escherichia coli	Concentrations of waterborne pathogens should be maintained in an Acceptable category for full contact recreation in the downstream Wolwedans Dam.	≤ 165 counts/100ml (95 th percentile)											
						Habitat	Geomorphology	GAI score	GAI score should equate to a B	B category (82-87%)												
								Sediment particle size		D16 = 1mm, D50 = 32mm, D84 = 128 mm												
							Riparian vegetation	VEGRAI score		B category (82-87%)												
								Marginal zone cover abundance	No exotic species, no terrestrial woody species													
Biota	Fish	Lower zone cover abundance	VEGRAI level 4 of Category B.	Exotic species <5%, terrestrial woody species < 15%																		
		Upper zone cover abundance		Exotic species < 30%, terrestrial woody species > 40%																		
		FRAI score	FRAI shall yield a B (82-87%).	B category (82-87%)																		
		MIRAI score	MIRAI score to be within A (92-100%).	A category (92-100%)																		
	Invertebrates	Invertebrate diversity		SASS score > 170, ASPT > 7.9																		

Table 17: Resource Quality Objectives for RIVERS in priority Resource Units in the Integrated Unit of Analysis G15 Coastal

IUA Class	Quaternary Catchment	RU	Resource Name	Biophysical Node Name	TEC	Component	Sub-component	Indicator	RQO Narrative	RQO Numeric													
G15 Coastal	K30B	G15-R30	Malgas River	gvi19	C	Quantity	Low flows High flows	Maintenance low flows Maintenance high flows	Flows shall be sufficient to maintain the Malgas in an ecological condition that is equal to or better than Category C.	Months	Oct	Nov	Dec	Jan	Feb	Mar	Apr	May	Jun	Jul	Aug	Sep	
								Maintenance flows (million cubic metres)			0.296	1.218	0.081	0.042	0.219	0.077	0.812	0.123	0.211	0.204	0.169	0.211	0.204
							Nutrients	Phosphate (PO ₄ -P)	Nutrient levels must be maintained in the river at a mesotrophic or better condition.	Low	0.081	0.042	0.219	0.077	0.812	0.123	0.211	0.204	0.169	0.211	0.204		
								Total inorganic nitrogen (TIN)		High	0.081	0.042	0.219	0.077	0.812	0.123	0.211	0.204	0.169	0.211	0.204		
						Quality	Salts	Electrical conductivity (EC)	Salt concentrations need to be maintained in B class for aquatic ecosystems.	≤ 0.075 milligrams/litre (50 th percentile)												≤ 0.075 milligrams/litre (50 th percentile)	
								pH range		5.0 ≥ pH ≤ 7.5 (5 th and 95 th percentiles)												≤ 55 milliSiemens/metre (95 th percentile)	
							System variables	Dissolved oxygen	pH, temperature, and dissolved oxygen are important for the maintenance of ecosystem health.	≥ 6 milligrams litre (5 th percentile)												≥ 6 milligrams litre (5 th percentile)	
								Ammonia		≤ 0.073 milligrams per litre (95 th percentile)												≤ 0.073 milligrams per litre (95 th percentile)	
						Toxins	Atrazine	Toxicity levels must not pose a threat to aquatic ecosystems.	≤ 0.079 milligrams per litre (95 th percentile)												≤ 0.079 milligrams per litre (95 th percentile)		
							Endosulfan		≤ 0.0013 milligrams per litre (95 th percentile)												≤ 0.0013 milligrams per litre (95 th percentile)		
						Pathogens	Escherichia coli	Concentrations of waterborne pathogens should be maintained in an Acceptable category for full contact recreation.	≤ 165 counts/100ml (95 th percentile)												≤ 165 counts/100ml (95 th percentile)		
							GAI score		B/C category (77-82%)												B/C category (77-82%)		
						Habitat	Geomorphology	Sediment particle size	VEGRAI level 4 of Category D	D16 = 2mm, D50 = 4 mm, D84 = 32mm												D16 = 2mm, D50 = 4 mm, D84 = 32mm	
								VEGRAI score		D category (42-57%)												D category (42-57%)	
							Riparian vegetation	Marginal zone cover abundance	No exotic species, no terrestrial woody species	No exotic species, no terrestrial woody species												No exotic species, no terrestrial woody species	
								Lower zone cover abundance		Exotic species < 5%, terrestrial woody species < 15%												Exotic species < 5%, terrestrial woody species < 15%	
Biota	Fish	Upper zone cover abundance	FRAI shall yield a C/D (57-62%).	Exotic species < 30%, terrestrial woody species > 50%												Exotic species < 30%, terrestrial woody species > 50%							
		FRAI score		C/D category (57-62%)												C/D category (57-62%)							
	Invertebrates	MIRAI score	MIRAI score to be within A	A category (92-100%)												A category (92-100%)							
		Invertebrate diversity		SASS score to be within A												SASS score to be within A							

IUA Class	Quaternary Catchment	RU	Resource Name	Biophysical Node Name	TEC	Component	Sub-component	Indicator	RQO Narrative	RQO Numeric																																																																																																																																																																																																																																																																																																																																																																																																																																																																																																																																																																																																																																																																																																																																																																																																																																																																																																																																																																																																			
G15 Coastal	K30C	G15-R31	Kaaimans River	gvii11	B	Quantity	Low flows High flows	Maintenance low flows Maintenance high flows	Flows shall be sufficient to maintain the Kaaimans River in an ecological condition that is equal to or better than Category B.	Months	High	Oct	Nov	Dec	Jan	Feb	Mar	Apr	May	Jun	Jul	Aug	Sep																																																																																																																																																																																																																																																																																																																																																																																																																																																																																																																																																																																																																																																																																																																																																																																																																																																																																																																																																																																						
								Maintenance flows (million cubic metres)		Low	0.592	0.249	0.538	1.052	0.371	0.335	0.445	1.828	0.538	0.249	0	0	0.371	0.371	0.359	0	0.359																																																																																																																																																																																																																																																																																																																																																																																																																																																																																																																																																																																																																																																																																																																																																																																																																																																																																																																																																																																		
							Nutrients	Phosphate (PO ₄ -P)	Nutrient levels must be maintained in the river at an oligotrophic condition.	≤ 0.025 milligrams per litre (50 th percentile)																																																																																																																																																																																																																																																																																																																																																																																																																																																																																																																																																																																																																																																																																																																																																																																																																																																																																																																																																																																																			
								Total inorganic nitrogen (TIN)		≤0.70 milligrams per litre (50 th percentile)																																																																																																																																																																																																																																																																																																																																																																																																																																																																																																																																																																																																																																																																																																																																																																																																																																																																																																																																																																																																			
								Electrical conductivity (EC)		≤ 30 milliSiemens/metre (95 th percentile)																																																																																																																																																																																																																																																																																																																																																																																																																																																																																																																																																																																																																																																																																																																																																																																																																																																																																																																																																																																																			
						Quality	Salts	pH range	Salt concentrations need to be maintained in an Ideal category for aquatic ecosystems. pH, temperature, and dissolved oxygen are important for the maintenance of ecosystem health. Concentrations of waterborne pathogens should be maintained in an Ideal category for full contact recreation.	4.5 ≥ pH ≤ 7.5 (5 th and 95 th percentiles)																																																																																																																																																																																																																																																																																																																																																																																																																																																																																																																																																																																																																																																																																																																																																																																																																																																																																																																																																																																																			
								Dissolved oxygen		≥ 8 milligrams per litre (5 th percentile)																																																																																																																																																																																																																																																																																																																																																																																																																																																																																																																																																																																																																																																																																																																																																																																																																																																																																																																																																																																																			
								Escherichia coli		≤ 130 counts/100ml (95 th percentile)																																																																																																																																																																																																																																																																																																																																																																																																																																																																																																																																																																																																																																																																																																																																																																																																																																																																																																																																																																																																			
						Habitat	Geomorphology	GAI score	Concentrations of waterborne pathogens should be maintained in an Ideal category for full contact recreation.	B/C category (77-82%)																																																																																																																																																																																																																																																																																																																																																																																																																																																																																																																																																																																																																																																																																																																																																																																																																																																																																																																																																																																																			
								Sediment particle size		D16 = 2mm, D50 = 16 mm, D84 = 64 mm																																																																																																																																																																																																																																																																																																																																																																																																																																																																																																																																																																																																																																																																																																																																																																																																																																																																																																																																																																																																			
								VEGRAI score		A category (92-100%)																																																																																																																																																																																																																																																																																																																																																																																																																																																																																																																																																																																																																																																																																																																																																																																																																																																																																																																																																																																																			
Marginal zone cover abundance	No exotic species, no terrestrial woody species																																																																																																																																																																																																																																																																																																																																																																																																																																																																																																																																																																																																																																																																																																																																																																																																																																																																																																																																																																																																												
Lower zone cover abundance	Exotic species < 5%, terrestrial woody species < 15%																																																																																																																																																																																																																																																																																																																																																																																																																																																																																																																																																																																																																																																																																																																																																																																																																																																																																																																																																																																																												
Biota	Invertebrates	Fish	Upper zone cover abundance	VEGRAI level 4 of Category A.	Exotic species < 5%, terrestrial woody species < 5%	Exotic species < 5%, terrestrial woody species < 5%																																																																																																																																																																																																																																																																																																																																																																																																																																																																																																																																																																																																																																																																																																																																																																																																																																																																																																																																																																																																							
						FRAI score	B category (82-87%)																																																																																																																																																																																																																																																																																																																																																																																																																																																																																																																																																																																																																																																																																																																																																																																																																																																																																																																																																																																																						
						MIRAI score	A category (92-100%)																																																																																																																																																																																																																																																																																																																																																																																																																																																																																																																																																																																																																																																																																																																																																																																																																																																																																																																																																																																																						

IUA Class	Quaternary Catchment	RU	Resource Name	Biophysical Node Name	TEC	Component	Sub-component	Indicator	RQO Narrative	RQO Numeric															
G15 Coastal	K40A	G15-R32	Diep River	giii10	B	Quantity	Low flows High flows	Maintenance low flows Maintenance high flows	Flows shall be sufficient to maintain the Upper Diep River in an ecological condition that is equal to or better than Category B.	Months	High	Oct	Nov	Dec	Jan	Feb	Mar	Apr	May	Jun	Jul	Aug	Sep		
								Maintenance flows (million cubic metres)			Low	0.331	0.344	0.237	0.18	0.173	0.206	0.199	0.107	0.201	0.176	0.173	0.213	0.252	
							Nutrients	Phosphate (PO ₄ -P)	Nutrient levels must be maintained in the river at an oligotrophic condition.	≤ 0.025 milligrams per litre (50 th percentile)															
								Total inorganic nitrogen (TIN)		≤ 0.70 milligrams per litre (50 th percentile)															
							Salts	Electrical conductivity (EC)	Salt concentrations need to be maintained in an Ideal category for aquatic ecosystems.	≤ 30 milliSiemens/metre (95 th percentile)															
						Quality	System variables	pH range	pH, temperature, and dissolved oxygen are important for the maintenance of ecosystem health.	5 ≥ pH ≤ 7 (5 th and 95 th percentiles)															
								Dissolved oxygen	Concentrations of waterborne pathogens should be maintained in an Acceptable category for full contact recreation.	≥ 8 milligrams per litre (5 th percentile)															
						Habitat	Pathogens	Escherichia coli	Geomorphology	GAI score Sediment particle size VEGRAI score Marginal zone cover abundance Lower zone cover abundance Upper zone cover abundance	VEGRAI level 4 of Category A/B.	FRAI shall yield a B.	MIRAI score to be within B Category (80-90%).	≤ 165 counts/100ml (95 th percentile)											
														B category (82-87%) D16 = 10mm, D50 = 100 mm, D84 = 300 mm											
														A/B category (87-92%) No exotic species, no terrestrial woody species Exotic species < 20%, terrestrial woody species < 5% Exotic species < 5%, terrestrial woody species < 5%											
							Fish	Invertebrates	FRAI score MIRAI score Invertebrate diversity	FRAI score MIRAI score Invertebrate diversity	B category (82-87%) B category (82-87%) SASS score > 190, ASPT > 7														

IUA Class	Quaternary Catchment	RU	Resource Name	Biophysical Node Name	TEC	Component	Sub-component	Indicator	RQO Narrative	RQO Numeric												
G15 Coastal	K40C	G15-R33	Karatara River	gvii13	B	Quantity	Low flows High flows	Maintenance low flows Maintenance high flows	Flows shall be sufficient to maintain the Karatara River in an ecological condition that is equal to or better than Category A/B.	Months	Oct	Nov	Dec	Jan	Feb	Mar	Apr	May	Jun	Jul	Aug	Sep
								Maintenance flows (million cubic metres)		0.188	0.192	0.169	0.149	0.144	0.169	0.283	0.153	0.129	0.12	0.149	0.17	
						Quality	Nutrients	Phosphate (PO ₄ -P)	Nutrient levels must be maintained in the river at an oligotrophic condition.	≤ 0.025 milligrams per litre (50 th percentile)												
								Total inorganic nitrogen (TIN)		≤ 0.70 milligrams per litre (50 th percentile)												
							Salts	Electrical conductivity (EC)	Salt concentrations need to be maintained in an Ideal category for aquatic ecosystems.	≤ 30 milliSiemens/metre (95 th percentile)												
								pH range		4.0 ≥ pH ≤ 7.0 (5 th and 95 th percentiles)												
						System variables	Dissolved oxygen	Concentrations of waterborne pathogens should be maintained in an Ideal category for full contact recreation.	≥ 8 milligrams per litre (5 th percentile)													
							Escherichia coli		≤ 130 counts/100ml (95 th percentile)													
						Habitat	Geomorphology		GAI score	GAI score should equate to a A.	A category (92-100%)											
									Sediment particle size		D16 = 30mm, D50 = 80 mm, D84 = 200 mm											
							Riparian vegetation	VEGRAI score	VEGRAI level 4 of Category A/B.	A/B category (87-92%)												
								Marginal zone cover abundance		No exotic species, no terrestrial woody species												
Biota						Lower zone cover abundance	Upper zone cover abundance	Exotic species < 10%, terrestrial woody species < 5%														
								Exotic species < 10%, terrestrial woody species < 5%														
						Fish	FRAI score	FRAI shall yield a B.	B category (82-87%)													
						Invertebrates	MIRAI score		A category (92-100%)													
									MIRAI score to be within A.	SASS score > 120, ASPT > 7												

IUA Class	Quaternary Catchment	RU	Resource Name	Biophysical Node Name	TEC	Component	Sub-component	Indicator	RQO Narrative	RQO Numeric																		
G15 Coastal	K40E	G15-R34	Goukamma	gviii9	B/C	Quantity	Low flows High flows	Maintenance low flows	Flows shall be sufficient to maintain the Goukamma River in an ecological condition that is equal to or better than Category B/C.	Months	Oct	0.645	0.445	0.821	0.821	0.642	0.445	0.552	0.764	0.445	0.947	0.401	0.387	0	0	0	0	0.536
								Maintenance high flows			High	Sep	0.536	0.445	0.821	0.821	0.642	0.445	0.552	0.764	0.445	0.947	0.401	0.387	0	0	0	0.536
											Low	Aug	0.536	0.445	0.821	0.821	0.642	0.445	0.552	0.764	0.445	0.947	0.401	0.387	0	0	0	0.536
						Quality	Nutrients	Phosphate (PO ₄ -P)	Nutrient levels must be maintained in the river at a mesotrophic or better condition.	≤ 0.075 milligrams/litre (50 th percentile)																		
								Total inorganic nitrogen (TIN)		≤ 1.75 milligrams/litre (50 th percentile)																		
							Salts	Electrical conductivity (EC)	Salt concentrations need to be maintained in an Acceptable category for aquatic ecosystems.	≤ 55 milliSiemens/metre (95 th percentile)																		
							System variables	pH range	pH, temperature, and dissolved oxygen are important for the maintenance of ecosystem health.	4 ≥ pH ≤ 7 (5 th and 95 th percentiles)																		
								Dissolved oxygen	Concentrations of waterborne pathogens should be maintained in an Acceptable category for full contact recreation.	≤ 165 counts/100ml (95 th percentile)																		
						Pathogens	Escherichia coli																					
							GAI score	GAI score should equate to a B.	B category (82-87%)																			
							Sediment particle size		D16 = 2mm, D50 = 24 mm, D84 = 128 mm																			
						Habitat	Riparian vegetation	VEGRAI score	VEGRAI level 4 of Category B.	B category (82-87%)																		
								Marginal zone cover abundance		No exotic species, no terrestrial woody species																		
								Lower zone cover abundance		Exotic species < 5%, terrestrial woody species < 15%																		
Upper zone cover abundance	Exotic species < 5%, terrestrial woody species < 5%																											
Biota	Fish	FRAI score	FRAI shall yield a C.	C category (62-77%)																								
	Invertebrates	MIRAI score	MIRAI score to be within A.	A category (92-100%)																								
		Invertebrate diversity		SASS score > 100, ASPT > 7.4																								

IUA Class	Quaternary Catchment	RU	Resource Name	Biophysical Node Name	TEC	Component	Sub-component	Indicator	RQO Narrative	RQO Numeric												
G15 Coastal	K50A	G15-R35	Knysna River	gvii14	B	Quantity	Low flows High flows	Maintenance low flows Maintenance high flows	Flows shall be sufficient to maintain the Knysna River in an ecological condition that is equal to or better than Category B.	Months	Oct	Nov	Dec	Jan	Feb	Mar	Apr	May	Jun	Jul	Aug	Sep
								Maintenance flows (million cubic metres)			0.686	0.647	0.546	0.437	0.411	0.239	0.441	0.478	0.476	0.447	0.474	0.579
							Nutrients	Phosphate (PO ₄ -P) Total inorganic nitrogen (TIN)	Nutrient levels must be maintained in the river at an oligotrophic condition.	≤ 0.025 milligrams per litre (50 th percentile)												
								≤ 0.70 milligrams per litre (50 th percentile)														
							Salts	Electrical conductivity (EC)	Salt concentrations need to be maintained in an Ideal category for aquatic ecosystem health.	≤ 30 milliSiemens/metre (95 th percentile)												
								pH range Dissolved oxygen		pH, temperature, and dissolved oxygen are important for the maintenance of ecosystem health.	4.5 ≥ pH ≤ 7.0 (5 th and 95 th percentiles)											
							Pathogens	Escherichia coli	Concentrations of waterborne pathogens should be maintained in an Ideal category for full contact recreation.		≤ 130 counts/100ml (95 th percentile)											
										GAI score Sediment particle size	GAI score should equate to a A/B.	A/B category (87-92%) D16 = 30mm, D50 = 120 mm, D84 = 300 mm										
						Habitat	Riparian vegetation	VEGRAI score	VEGRAI level 4 of Category A/B.	A/B category (87-92%)												
								Marginal zone cover abundance Lower zone cover abundance		No exotic species, no terrestrial woody species												
								Upper zone cover abundance		Exotic species < 20%, terrestrial woody species < 5%												
										Exotic species < 40%, terrestrial woody species < 5%												
						Biota	Fish Invertebrates	FRAI score	FRAI shall yield a B. MIRAI score to be within B Category.	B category (82-87%)												
								MIRAI score		B category (82-87%)												
								Invertebrate diversity		SASS score > 150, ASPT > 6.7												

IUA Class	Quaternary Catchment	RU	Resource Name	Biophysical Node Name	TEC	Component	Sub-component	Indicator	RQO Narrative	RQO Numeric																			
G15 Coastal	K50B	G15-R36	Gouna River	gviii11	A/B	Quantity	Low flows High flows	Maintenance low flows Maintenance high flows	Flows shall be sufficient to maintain the Gouna River in an ecological condition that is equal to or better than Category A/B.	Maintenance flows (million cubic metres)	Months		Oct	Nov	Dec	Jan	Feb	Mar	Apr	May	Jun	Jul	Aug	Sep					
								High			1.44	0.342	1.328	1.197	1.019	0.778	0.692	0.684	0.781	0.342	0.898	0.875	0.954	1.202	1.377				
								Low																					
						Quality	Nutrients	Phosphate (PO ₄ -P)	Nutrient levels must be maintained in the river at an oligotrophic condition.	≤ 0.025 milligrams per litre (50 th percentile)	≤ 0.70 milligrams per litre (50 th percentile)																		
								Total inorganic nitrogen (TIN)																					
							Salts	Electrical conductivity (EC)	Salt concentrations need to be maintained in an Ideal category for aquatic ecosystem health.	≤ 30 milliSiemens/metre (95 th percentile)	≤ 30 milliSiemens/metre (95 th percentile)																		
								pH range																					
							System variables	Dissolved oxygen	pH, temperature, and dissolved oxygen are important for the maintenance of ecosystem health.	4.0 ≥ pH ≤ 7.0 (5 th and 95 th percentiles)	4.0 ≥ pH ≤ 7.0 (5 th and 95 th percentiles)																		
								Escherichia coli																					
						Habitat	Geomorphology	GAI score Sediment particle size	GAI score should equate to a A/B.	A/B category (87-92%) D16 = 10mm, D50 = 50 mm, D84 = 200 mm	A/B category (87-92%)																		
								VEGRAI score																					
							Riparian vegetation	Marginal zone cover abundance Lower zone cover abundance Upper zone cover abundance	VEGRAI level 4 of Category A/B.	No exotic species, no terrestrial woody species Exotic species < 10%, terrestrial woody species < 5% Exotic species < 10%, terrestrial woody species < 5%	A/B category (87-92%) No exotic species, no terrestrial woody species Exotic species < 10%, terrestrial woody species < 5% Exotic species < 10%, terrestrial woody species < 5%																		
								Fish																	FRAI score	FRAI shall yield a B.			
								Invertebrates																	MIRAI score Invertebrate diversity		MIRAI score to be within B		
																		SASS score > 120, ASPT > 7.5											

IUA Class	Quaternary Catchment	RU	Resource Name	Biophysical Node Name	TEC	Component	Sub-component	Indicator	RQO Narrative	RQO Numeric												
G15 Coastal	K60C	G15-R37	Keurbooms River	giv6	C	Quantity	Low flows High flows	Maintenance low flows Maintenance high flows	Flows shall be sufficient to maintain the Keurbooms River an ecological condition that is equal to or better than the ecological condition in summer 2014 (Category B).	Months	Oct	Nov	Dec	Jan	Feb	Mar	Apr	May	Jun	Jul	Aug	Sep
								1.448 3.389	1.448 0.758	1.157 0.758	0.788 0	0.508 0	0.627 0	0.669 0	0.833 0.758	0.875 0	1.123 0	1.395 0.758				
							Nutrients	Phosphate (PO ₄ -P)	Nutrient levels must be maintained in the river at an oligotrophic condition.	Low	Maintenance flows (million cubic metres)											
								Total inorganic nitrogen (TIN)		High												
							Salts	Electrical conductivity (EC)	Salt concentrations need to be maintained in an Ideal category for aquatic ecosystem health.	≤ 0.025 milligrams per litre (50 th percentile)												
										≤ 0.70 milligrams per litre (50 th percentile)												
						Quality	System variables	pH range	Dissolved oxygen	pH, temperature, and dissolved oxygen are important for the maintenance of ecosystem health.	≤ 30 milliSiemens/metre (95 th percentile)											
											5.5 ≥ pH ≤ 8.0 (5 th and 95 th percentiles)											
								Pathogens	Escherichia coli	Concentrations of waterborne pathogens should be maintained in an Ideal category for full contact recreation.	≤ 130 counts/100ml (95 th percentile)											
								Geomorphology	GAI score	GAI score should equate to a B.	B category (82-87%)											
Habitat	Riparian vegetation	VEGRAI score	Marginal zone cover abundance Lower zone cover abundance Upper zone cover abundance	VEGRAI level 4 of at ~58% for the riparian zone.	B/C category (77-82%)																	
					No exotic species, no terrestrial woody species																	
					Exotic species < 5%, terrestrial woody species < 15%																	
					Exotic species < 30%, terrestrial woody species < 20%																	
Biota	Fish	FRAI score	MIRAI score	Invertebrate diversity Number of families	FRAI shall yield a B MIRAI score to be within B	B category (82-87%)																
						B category (82-87%)																
						SASS score > 180, ASPT > 6.5																
						> 15 families, 2 with SASS scores > 12, abundance A - C																

IUA Class	Quaternary Catchment	RU	Resource Name	Biophysical Node Name	TEC Component	Sub-component	Indicator	RQO Narrative	RQO Numeric
						Microalgae	Biomass and community composition of phytoplankton and benthic microalgae community	Maintain the composition and richness of phytoplankton and benthic microalgae groups and medium-low biomass	Maintain low phytoplankton biomass; maintain microalgal group diversity as measured for the baseline survey; phytoplankton biomass should not increase by more than 20% above baseline concentrations; phytoplankton group diversity should not change by more than 20% from baseline conditions
						Macrophytes	Extent, distribution and richness of macrophytes	Maintain extent, distribution and richness of macrophyte groups, limit colonisation/spread of the EFZ by alien species	Area covered by different plant community types should not change by more than 20% from baseline open and closed mouth conditions, no invasive species should be present, prevent excessive filamentous macroalgal growth, area covered should be less than 50 % of the open water surface area, macroalgae cover should not exceed 50% in 1 m ² quadrats or occupy more than 50% of the open water surface area in the eastern channel and above sand bank in the lower reaches of the estuary, macroalgal wet biomass should remain below 500 g m ⁻²
					Biota	Invertebrates	Macrofauna community composition, abundance and richness	Maintain composition, richness and abundance of different groups of benthic macrofauna and zooplankton	Density of sandprawn burrow openings should exceed 75 per m ² in the highest density areas in the lower estuary; amphipods should numerically dominate the benthic fauna (<i>Grandidierella</i> sp. and <i>Corophium triaenonyx</i>) living on the sediment surface in the middle and upper estuarine reaches respectively; in the zooplankton, the density of <i>Pseudodiaptomus hessei</i> should range between 100 and 5000 m ⁻³ in the summer in the mid-estuary region
						Fish	Fish community composition, abundance and richness	Maintain composition, richness and abundance of different groups of fish, prevent colonisation/increase of alien species	Retain the following fish assemblages in the estuary (based on abundance): estuarine species (10-20%); estuarine associated marine species (80-90%); and indigenous freshwater species (~1%); all numerically dominant species should be represented by 0+ juveniles.
						Birds	Avifauna community composition, abundance and richness	Maintain composition, richness and abundance of different avifauna groups	Retain regular representation of waders, gulls, and terns, and overall waterbird species richness of seven or more species; estuary should not be regularly used by waterfowl species such as Redknobbed Coot; waders or terns should not be absent from the estuary for >5 consecutive counts

Table 19: Resource Quality Objectives for ESTUARIES in priority Resource Units in the Integrated Unit of Analysis H16 Overberg West Coastal

IUA Class	Quaternary Catchment	RU	Resource Name	Biophysical Node Name	TEC Component	Sub-component	Indicator	RQO Narrative	RQO Numeric																											
H16 Overberg West Coastal	G40B	H16-E02	Buffels Estuary	bx1	B	Quantity	Flow	MMR/MAR (% Nat)	Maintain at least present-day base flows	Months	84.4	Oct	69.5	Nov	28.7	Dec	11.2	Jan	8.9	Feb	13.4	Mar	35.3	Apr	64.3	May	87.8	Jun	91.2	Jul	91.7	Aug	89.8	Sep	81.9	Annual
										MMR/MAR (% Nat)	<100µg/l																									
						Quality	Nutrients	DIN	Inorganic nutrient concentrations not to exceed TPCs for macrophytes and microalgae	>6 mg/l																										
								DIP																												
							System variables	Dissolved oxygen	System variables not to exceed TPCs for biota																											
								Enterococci																												
						Pathogens	Escherichia coli	Concentrations of waterborne pathogens should be maintained in an Acceptable category for full contact recreation	<185 Enterococci/100 ml) (90 th percentile)																											
										≤500 E. coli/100 ml (90 th percentile)																										
						Habitat	Hydrodynamics	Mouth state	Maintain connectivity with marine environment at a level that ensures water quality and habitat remains suitable for biota typically found in the estuary	Closed mouth state should not increase by >10% from established baseline																										
											Channel shape/size, sediment grain size and organic matter must not change by >30% from established baseline																									
						Biota	Sediments	Sediment characteristics, Channel shape/size	Flood regime is sufficient to maintain natural bathymetry and sediment characteristics	Area occupied by different macrophyte groups should no change by >20 % change in the area covered by habitats, submerged macrophytes such as pondweed (<i>Potamogeton pectinatus</i>) should be present during low flow conditions																										
											Biomass and community composition of phytoplankton and benthic microalgae community																									
							Microalgae	Maintain the composition and richness of phytoplankton and benthic microalgae groups and medium-low biomass																												
						Macrophytes	Extent, distribution and richness of macrophytes	Maintain extent, distribution and richness of macrophyte groups, limit colonisation/spread of the EFZ by alien species																												

IUA Class	Quaternary Catchment	RU	Resource Name	Biophysical Node Name	TEC Component	Sub-component	Indicator	RQO Narrative	RQO Numeric
						Invertebrates	Macrofauna community composition, abundance and richness	Maintain composition, richness and abundance of different groups of benthic macrofauna and zooplankton	Estuary should have viable populations of <i>Callinassa kraussi</i> in sandy zones and <i>Upogebia africana</i> in muddy zones.
						Fish	Fish community composition, abundance and richness	Maintain composition, richness and abundance of different groups of fish, prevent colonisation/increase of alien species	Maintain fish assemblage that includes at least 2 estuarine breeding species (Category I), 3 estuary dependent marine species (Category IIa & IIb) and 1 indigenous catadromous species (Category V). Estuarine residents should dominate numerically, but the proportion of estuary dependent marine species (based on abundance) should not fall below 2%.
					Quantity	Flow	MMR/MAR (% Nat)	Maintain at least present-day base flows	<div>Months</div> <div> 98.0 Oct 98.9 Nov 98.4 Dec 98.0 Jan 98.3 Feb 98.0 Mar 98.1 Apr 98.3 May 98.5 Jun 98.6 Jul 98.6 Aug 98.8 Sep 98.6 Annual </div>
						Nutrients	DIN	Inorganic nutrient concentrations not to exceed TPCs for macrophytes and microalgae	<100µg/l
							DIP		<10 µg/l
					Quality	System variables	Dissolved oxygen	System variables not to exceed TPCs for biota	>6 mg/l
						Pathogens	Escherichia coli	Concentrations of waterborne pathogens should be maintained in an Acceptable category for full contact recreation	≤ 130 counts/100ml (95 th percentile)
					Habitat	Hydrodynamics	Mouth state	Maintain connectivity with marine environment at a level that ensures water quality and habitat remains suitable for biota typically found in the estuary	Closed mouth state should not increase by >10% from established baseline
						Sediments	Sediment characteristics, Channel shape/size	Flood regime is sufficient to maintain natural bathymetry and sediment characteristics	Channel shape/size, sediment grain size and organic matter must not change by >30% from established baseline

IUA Class	Quaternary Catchment	RU	Resource Name	Biophysical Node Name	TEC Component	Sub-component	Indicator	RQO Narrative	RQO Numeric															
H16 Overberg West Coastal	G40G	H16-E04	Bot Estuary	ixu6	C	Flow	MMR/MAR (% Nat)	Maintain a flow regime to create the required habitat for birds, fish, macrophytes, microalgae and water quality	Months	Oct	Nov	Dec	Jan	Feb	Mar	Apr	May	Jun	Jul	Aug	Sep	Annual		
									MMR/MAR (% Nat)	80.2	75.7	63.9	58.2	60.3	63.7	75.5	80.9	83.8	85.8	87.7	85.0	81.8		
									River inflow (low flows): DIN <100 µg/l; River inflow high flows): DIN <300 µg/l; Estuary (low flows): DIN <100 µg/l (except during upwelling events); Estuary (high flows): DIN <300 µg/l in Zones A & B (upper reaches) and <100 µg/l in Zones C & D (lower reaches) (except during upwelling events)															
									Inorganic nutrient concentrations not to exceed TPCs for macrophytes and microalgae															
									River inflow (low flows): DRP <50 µg/l; River inflow high flows): DRP <80 µg/l; Estuary (low flows): DRP <50 µg/l (except during upwelling events); Estuary (high flows): DRP <80 µg/l in Zones A & B (upper reaches) and <50 µg/l in Zones C & D (lower reaches) (except during upwelling events)															
						Quality	Nutrients	DIN	Inorganic nutrient concentrations not to exceed TPCs for macrophytes and microalgae	DIP	River inflow (low flows): DRP <50 µg/l; River inflow high flows): DRP <80 µg/l; Estuary (low flows): DRP <50 µg/l (except during upwelling events); Estuary (high flows): DRP <80 µg/l in Zones A & B (upper reaches) and <50 µg/l in Zones C & D (lower reaches) (except during upwelling events)													
											River inflow (low flows): DRP <50 µg/l; River inflow high flows): DRP <80 µg/l; Estuary (low flows): DRP <50 µg/l (except during upwelling events); Estuary (high flows): DRP <80 µg/l in Zones A & B (upper reaches) and <50 µg/l in Zones C & D (lower reaches) (except during upwelling events)													
											River inflow (low flows): DRP <50 µg/l; River inflow high flows): DRP <80 µg/l; Estuary (low flows): DRP <50 µg/l (except during upwelling events); Estuary (high flows): DRP <80 µg/l in Zones A & B (upper reaches) and <50 µg/l in Zones C & D (lower reaches) (except during upwelling events)													
											River inflow (low flows): DRP <50 µg/l; River inflow high flows): DRP <80 µg/l; Estuary (low flows): DRP <50 µg/l (except during upwelling events); Estuary (high flows): DRP <80 µg/l in Zones A & B (upper reaches) and <50 µg/l in Zones C & D (lower reaches) (except during upwelling events)													
											River inflow (low flows): DRP <50 µg/l; River inflow high flows): DRP <80 µg/l; Estuary (low flows): DRP <50 µg/l (except during upwelling events); Estuary (high flows): DRP <80 µg/l in Zones A & B (upper reaches) and <50 µg/l in Zones C & D (lower reaches) (except during upwelling events)													
Biota	Invertebrates	Macrofauna community composition, abundance and richness	Fish community composition, abundance and richness	Maintain composition, richness and abundance of different groups of benthic macrofauna and zooplankton	Maintain composition, richness and abundance of different groups of fish, prevent colonisation/increase of alien species	Maintain fish assemblage that includes at least 2 estuarine breeding species (Category I), 3 estuary dependent marine species (Category IIa & IIb) and 1 indigenous catadromous species (Category V). Estuarine residents should dominate numerically, but the proportion of estuary dependent marine species (based on abundance) should not fall below 2%.	Area occupied by different macrophyte groups should no change by >20 % change in the area covered by habitats, submerged macrophytes such as pondweed (<i>Potamogeton pectinatus</i>) should be present during low flow conditions																	
							Estuary should have viable populations of <i>Callinassa kraussi</i> in sandy zones and <i>Upogebia africana</i> in muddy zones.																	
							Area occupied by different macrophyte groups should no change by >20 % change in the area covered by habitats, submerged macrophytes such as pondweed (<i>Potamogeton pectinatus</i>) should be present during low flow conditions																	
							Estuary should have viable populations of <i>Callinassa kraussi</i> in sandy zones and <i>Upogebia africana</i> in muddy zones.																	
							Area occupied by different macrophyte groups should no change by >20 % change in the area covered by habitats, submerged macrophytes such as pondweed (<i>Potamogeton pectinatus</i>) should be present during low flow conditions																	
						Microalgae	Biomass and community composition of phytoplankton and benthic microalgae community	Maintain the composition and richness of phytoplankton and benthic microalgae groups and medium-low biomass	<20 µg l ⁻¹															
									Macrophytes	Extent, distribution and richness of macrophytes	Maintain extent, distribution and richness of macrophyte groups, limit colonisation/spread of the EFZ by alien species	Area occupied by different macrophyte groups should no change by >20 % change in the area covered by habitats, submerged macrophytes such as pondweed (<i>Potamogeton pectinatus</i>) should be present during low flow conditions												
												Estuary should have viable populations of <i>Callinassa kraussi</i> in sandy zones and <i>Upogebia africana</i> in muddy zones.												
												Area occupied by different macrophyte groups should no change by >20 % change in the area covered by habitats, submerged macrophytes such as pondweed (<i>Potamogeton pectinatus</i>) should be present during low flow conditions												
												Estuary should have viable populations of <i>Callinassa kraussi</i> in sandy zones and <i>Upogebia africana</i> in muddy zones.												

IUA Class	Quaternary Catchment	RU	Resource Name	Biophysical Node Name	TEC Component	Sub-component	Indicator	RQO Narrative	RQO Numeric
						Salinity	Salinity	Salinity distribution not to exceed TPCs for fish, invertebrates, macrophytes and microalgae	Summer: 8<Salinity<40
						System variables	pH	System variables not to exceed TPCs for biota	6 < pH < 8.5
						Pathogens	Dissolved oxygen		>4 mg/l
							Enterococci	Concentrations of waterborne pathogens should be maintained in an Acceptable category for full contact recreation	≤185 Enterococci/100 ml (90 th percentile)
							Escherichia coli		≤500 E. coli/100 ml (90 th percentile)
						Hydrodynamics	Mouth state	Maintain connectivity with marine environment at a level that ensures water quality and habitat remains suitable for biota typically found in the estuary	Closed mouth state should not increase by >10% from established baseline
					Habitat	Sediments	Sediment characteristics, Channel shape/size	Flood regime is sufficient to maintain natural bathymetry and sediment characteristics	Channel shape/size, sediment grain size and organic matter must not change by >30% from established baseline
						Microalgae	Biomass and community composition of phytoplankton and benthic microalgae community	Maintain the composition and richness of phytoplankton and benthic microalgae groups and medium-low biomass	Maintain low phytoplankton biomass (< 6 ug l ⁻¹); phytoplankton biomass should not rise above 10 ug l ⁻¹ for greater than 6 months; maintain microalgal group diversity as measured for the baseline survey (an increase in Cyanophytes (blue greens) would be a cause for concern); phytoplankton group diversity should not decrease below 20% of that found for baseline conditions; maintain present benthic microalgal biomass (< 4 ug g ⁻¹); benthic microalgal biomass should not rise above 10 ug g ⁻¹ for greater than 6 months
					Biota	Macrophytes	Extent, distribution and richness of macrophytes	Maintain extent, distribution and richness of macrophyte groups, limit colonisation/spread of the EFZ by alien species	Maintain the present area (2011) covered by the macrophyte habitats: submerged macrophytes (476 ha); reeds and sedges (60 ha); salt marsh (69 ha); and macroalgae (238 ha); prevent excessive filamentous macroalgal growth; the present ratio of macroalgae to submerged macrophytes must be maintained (i.e. 50%).

IUA Class	Quaternary Catchment	RU	Resource Name	Biophysical Node Name	TEC Component	Sub-component	Indicator	RQO Narrative	RQO Numeric																												
H16 Overberg West Coastal	G40H	H16-E05	Onrus Estuary	nx18	D	Invertebrates	Macrofauna community composition, abundance and richness	Maintain composition, richness and abundance of different groups of benthic macrofauna and zooplankton	Zooplankton: Density of <i>Pseudodiaptomus hessei</i> should range between 100 and 5000 m ³ in the summer in the mid-estuary region; Benthic macrofauna: density of sandprawn <i>Callianassa kraussi</i> burrow openings should exceed 75 per m ² in the highest density areas in the lower estuary, burrow density in the lower estuary should not drop below 50 counts per m ² in the highest density areas, all size classes of sand prawn should be present in the population																												
						Fish	Maintain composition, richness and abundance of different groups of fish, prevent colonisation/incr ease of alien species	Fish community composition, abundance and richness	Juvenile estuary dependant marine fish should not be absent from the estuary for more than two years in a row; % contribution by juvenile estuary dependant marine fish to assemblage by number should not drop to <60% of residents; Alien species abundance should remain below 5 % of biomass in main body of estuary; % contribution of adult & sub-adult estuary-dependent fish to assemblage by number should not drop below 15%																												
						Birds	Avifauna community composition, abundance and richness	Maintain composition, richness and abundance of different avifauna groups	Number of non-passerine waterbird species recorded in counts should not decrease by more than 10% over a five-year period; overall numbers of waders, wading birds or gulls & terns, or numbers of any of the species in these groups should not decrease relative to the baseline average by more than 10% over a five-year period, after correcting for regional/global population changes; total summer numbers of waterfowl should not exceed 15 000 for more than 4 years.																												
						Flow	MMR/MAR (% Nat)	Maintain a flow regime to create the required habitat for birds, fish, macrophytes, microalgae and water quality	<table><tr><td>Months</td><td>Oct</td><td>Nov</td><td>Dec</td><td>Jan</td><td>Feb</td><td>Mar</td><td>Apr</td><td>May</td><td>Jun</td><td>Jul</td><td>Aug</td><td>Sep</td><td>Annual</td></tr><tr><td>MMR/MAR (% Nat)</td><td>51.8</td><td>51.2</td><td>51.8</td><td>52.9</td><td>51.2</td><td>50.2</td><td>49.7</td><td>49.0</td><td>50.0</td><td>49.8</td><td>51.7</td><td>54.8</td><td>51.8</td></tr></table>	Months	Oct	Nov	Dec	Jan	Feb	Mar	Apr	May	Jun	Jul	Aug	Sep	Annual	MMR/MAR (% Nat)	51.8	51.2	51.8	52.9	51.2	50.2	49.7	49.0	50.0	49.8	51.7	54.8	51.8
						Months	Oct	Nov	Dec	Jan	Feb	Mar	Apr	May	Jun	Jul	Aug	Sep	Annual																		
MMR/MAR (% Nat)	51.8	51.2	51.8	52.9	51.2	50.2	49.7	49.0	50.0	49.8	51.7	54.8	51.8																								
Nutrients	DIN	Inorganic nutrient concentrations not to exceed TPCs for macrophytes and microalgae	Entire estuary and river inflow: DIN <300µg/l																																		
							DIP		Entire estuary and river inflow: DIP < 25 µg/l																												
						Salinity	Salinity	Salinity distribution not to exceed TPCs for fish, invertebrates, macrophytes and microalgae	10 < Salinity <40																												

IUA Class	Quaternary Catchment	RU	Resource Name	Biophysical Node Name	TEC Component	Sub-component	Indicator	RQO Narrative	RQO Numeric
						System variables	Dissolved oxygen Turbidity	System variables not to exceed TPCs for biota	Entire estuary and river inflow: DO >5 mg/l
						Pathogens	Enterococci Escherichia coli	Concentrations of waterborne pathogens should be maintained in an Acceptable category for full contact recreation	Turbidity <5 NTU ≤185 Enterococci/100 ml (90 th percentile) ≤500 E. coli/100 ml (90 th percentile)
					Habitat	Hydrodynamics	Mouth state	Maintain connectivity with marine environment at a level that ensures water quality and habitat remains suitable for biota typically found in the estuary	Closed mouth state should not increase by >10% from established baseline
						Sediments	Sediment characteristics, Channel shape/size	Flood regime is sufficient to maintain natural bathymetry and sediment characteristics	Channel shape/size, sediment grain size and organic matter must not change by >30% from established baseline
						Microalgae	Biomass and community composition of phytoplankton and benthic microalgae community	Maintain the composition and richness of phytoplankton and benthic microalgae groups and medium-low biomass	Control nutrient input from sewage spills to prevent microalgal blooms (> 20 µg l ⁻¹) and the occurrence of harmful algal bloom species; maintain the distribution of different phytoplankton groups (diverse community composition) and prevent dominance of Cyanophytes (blue-green algae) that occur under nutrient rich, freshwater conditions
					Biota	Macrophytes	Extent, distribution and richness of macrophytes	Maintain extent, distribution and richness of macrophyte groups, limit colonisation/spread of the EFZ by alien species	Maintain the present area (2014) covered by the macrophyte habitats: open surface water area: 2.59, sand and mudflats: 1.86, reeds and sedges: 6.57, prevent further spread of reeds by reducing nutrient input and occurrence of aquatic invasive such as water fern <i>Azolla</i> .; prevent further disturbance and development in the riparian zone; remove alien plants from the riparian zone and control the spread of garden invasive

IUA Class	Quaternary Catchment	RU	Resource Name	Biophysical Node Name	TEC Component	Sub-component	Indicator	RQO Narrative	RQO Numeric
						Invertebrates	Macrofauna community composition, abundance and richness	Maintain composition, richness and abundance of different groups of benthic macrofauna and zooplankton	The estuary should have viable populations of <i>Callinassa kraussi</i> in sandy zones and <i>Upogebia africana</i> in muddy zones. Breeding in both species ceases at salinities lower than 17 ppt during prolonged mouth phase. In <i>U. africana</i> and export of larvae into marine and postlarvae back to estuary ceases; prolonged mouth closure should be avoided as this will result in a loss of marine species (e.g. <i>Pseudodiaptomus</i> sp.) from the zooplankton community
						Fish	Fish community composition, abundance and richness	Maintain composition, richness and abundance of different groups of fish, prevent colonisation/increase of alien species	Maintain fish assemblage that includes at least 2 estuarine breeding species (Category I), 2 estuary dependent marine species (Category II), 1 indigenous catadromous species (Category V) and two freshwater indigenous species (Category IV). Estuarine residents should dominate numerically (>50%), but estuary dependent marine species, indigenous catadromous and freshwater species should be present

Table 20: Resource Quality Objectives for ESTUARIES in priority Resource Units in the Integrated Unit of Analysis H17 Overberg East Fynbos

IUA Class	Quaternary Catchment	RU	Resource Name	Biophysical Node Name	TEC Component	Sub-component	Indicator	RQO Narrative	RQO Numeric
H17 Overberg East Fynbos	G40L	H17-E06	Klein Estuary	nx17	C	Flow	MMR/MAR (% Nat)	Flood and breaching regimes to maintain the sediment distribution patterns and aquatic habitat (instream physical habitat) so as not to exceed TPCs for biota	Months 84.2 Oct 83.1 Nov 85.5 Dec 73.7 Jan 69.4 Feb 78.8 Mar 78.0 Apr 83.9 May 82.3 Jun 86.9 Jul 89.7 Aug 90.3 Sep 85.6 Annual
						Nutrients	DIN	Inorganic nutrient concentrations not to exceed TPCs for macrophytes and microalgae	Entire estuary and river inflow: DIN <300µg/l
						Salinity	Salinity	Salinity distribution not to exceed TPCs for fish, invertebrates, macrophytes and microalgae	Entire estuary and river inflow: DIP <25 µg/l 5 < Salinity <40
						System variables	Dissolved oxygen Turbidity	System variables not to exceed TPCs for biota	Entire estuary and river inflow: DO >5mg/l, turbidity < 5 NTU
						Pathogens	Enterococci	Concentrations of	Turbidity <5 NTU ≤185 Enterococci/100 ml (90 th percentile)

UA Class	Quaternary RU Catchment	Resource RU Name	Biophysical Node Name	TEC Component	Sub-component	Indicator	RQO Narrative	RQO Numeric
						Escherichia coli	waterborne pathogens should be maintained in an Acceptable category for full contact recreation	≤500 E. coli/100 ml (90 th percentile)
						Mouth state	Maintain connectivity with marine environment at a level that ensures water quality and habitat remains suitable for biota typically found in the estuary	Closed mouth state should not increase by >10% from established baseline
				Habitat	Hydrodynamics	Sediment characteristics, Channel shape/size	Flood regime is sufficient to maintain natural bathymetry and sediment characteristics	Channel shape/size, sediment grain size and organic matter must not change by >30% from established baseline
						Biomass and community composition of phytoplankton and benthic microalgae community	Maintain the composition and richness of phytoplankton and benthic microalgae groups and medium-low biomass	Phytoplankton biomass, measured as water column chlorophyll-a should not exceed 10 µg l ⁻¹ ; maintain high subtidal benthic microalgae biomass during the closed mouth phase and high intertidal benthic microalgae biomass during the open phase; phytoplankton biomass should not exceed 10 µg l ⁻¹ ; benthic microalgae biomass should not deviate more than 20 % compared with Present State concentrations; no brackish epipellic diatoms should be found during the closed phase
				Biota	Macrophytes	Extent, distribution and richness of macrophytes	Maintain extent, distribution and richness of macrophyte groups, limit colonisation/spread of the EFZ by alien species	Maintain the present area (2014) covered by the macrophyte habitats: open surface water area: 741.6 ha; sand and mud banks: 79 ha; submerged macrophytes: 92 ha; salt marsh: 170 ha; reeds and sedges: 127 ha; floodplain: 280 ha (mostly intact) and 110 ha (disturbed); maintain the distribution of plant community types i.e. submerged macrophyte, <i>Ruppia cirrhosa</i> beds during closed mouth brackish conditions, salt marsh, <i>Salicornia meyeriana</i> marsh during open mouth conditions, <i>Phragmites australis</i> stands in the middle / upper reaches and salt marsh grasses indicative of brackish conditions

IUA Class	Quaternary Catchment	Resource RU Name	Biophysical Node Name	TEC Component	Sub-component	Indicator	RQO Narrative	RQO Numeric
					Invertebrates	Macrofauna community composition, abundance and richness	Maintain composition, richness and abundance of different groups of benthic macrofauna and zooplankton	Benthic invertebrates: The estuary should have viable populations of <i>Callinassa kraussi</i> in sandy zones and <i>U. africana</i> in muddy zones. Breeding in both species ceases at salinities lower than 17 ppt during prolonged mouth phase. In <i>U. africana</i> and export of larvae into marine and postlarvae back to estuary ceases; abundance of <i>C. kraussi</i> and <i>U. africana</i> should not drop below 50% of recorded total abundances in each season; recruits should be recorded in population (identify zones where these are abundant from the baseline study and these would be where the above would be assessed); Zooplankton: Prolonged close mouth would result in a loss of marine species (e.g. <i>Pseudodiaptomus</i> sp.) from the zooplankton community; abundance of indicator marine species (e.g. <i>Pseudodiaptomus</i> sp.) should not change by more than 50% of current levels.
					Fish	Fish community composition, abundance and richness	Maintain composition, richness and abundance of different groups of fish, prevent colonisation/increase of alien species	Retain the following fish assemblages in the estuary (based on abundance): estuarine species (20-30%), estuarine associated marine species (60-70%) and indigenous freshwater species (<1%). All numerically dominant species are represented by 0+ juveniles. abundance of estuary associated marine species should not drop below 50% of total abundance; abundance of estuarine species should not increase above 50% of total abundance.; alien freshwater species should not be present in the estuary; 0+ juveniles of all of the dominant fish species should be present
					Birds	Avifauna community composition, abundance and richness	Maintain composition, richness and abundance of different avifauna groups	The estuary should contain a rich avifaunal community that includes representatives of all the original groups, significant numbers of migratory waders and terns, as well as a healthy breeding population of resident waders; the estuary should support thousands of birds in summer and hundreds in winter; numbers of waterfowl should not drop below 600; waders below 100 in summer, and terns below 250; overall numbers of bird species should not drop below 1000 for 3 consecutive counts

IUA Class	Quaternary Catchment	RU	Resource Name	Biophysical Node Name	TEC	Component	Sub-component	Indicator	RQO Narrative	RQO Numeric																										
H17 Overberg East Fynbos	G40M	H17-E07	Ulrikraal Estuary	nxi5	C/D	Quantity	Flow	MMR/MAR (% Nat)	Maintain a flow regime to create the required habitat for birds, fish, macrophytes, microalgae and water quality	Months	58.8	Oct	58.8	Nov	58.8	Dec	58.8	Jan	58.8	Feb	58.8	Mar	58.8	Apr	58.8	May	58.8	Jun	58.8	Jul	58.8	Aug	58.8	Sep	58.8	Annual
										MMR/MAR (% Nat)	58.8	Oct	58.8	Nov	58.8	Dec	58.8	Jan	58.8	Feb	58.8	Mar	58.8	Apr	58.8	May	58.8	Jun	58.8	Jul	58.8	Aug	58.8	Sep	58.8	Annual
						Quality	Nutrients	DIN	Inorganic nutrient concentrations not to exceed TPCs for macrophytes and microalgae	Entire estuary and river inflow: DIN <300µg/l																										
										Entire estuary and river inflow: DIP <25 µg/l																										
						Quality	Salinity	Salinity	Salinity distribution not to exceed TPCs for fish, invertebrates, macrophytes and microalgae	10 < Salinity <40																										
										Entire estuary and river inflow: DO > 6 mg/l																										
						Quality	System variables	Dissolved oxygen	System variables not to exceed TPCs for biota	Entire estuary and river inflow: DO > 6 mg/l																										
										Turbidity	Turbidity < 5 NTU																									
											Enterococci	≤185 Enterococci/100 ml) (90 th percentile)																								
						Habitat	Pathogens	Escherichia coli	Concentrations of waterborne pathogens should be maintained in an Acceptable category for full contact recreation	≤500 E. coli/100 ml (90 th percentile)																										
										Closed mouth state should not increase by >10% from established baseline																										
										Channel shape/size, sediment grain size and organic matter must not change by >30% from established baseline																										
						Biota	Sediments	Sediment characteristics, Channel shape/size	Flood regime is sufficient to maintain natural bathymetry and sediment characteristics	Channel shape/size, sediment grain size and organic matter must not change by >30% from established baseline																										
										Phytoplankton biomass, measured as water column chlorophyll-a should not exceed 10 ug l ⁻¹ ; maintain high subtidal benthic microalgal biomass during the closed mouth phase and high intertidal benthic microalgal biomass during the open phase																										

IUA Class	Quaternary Catchment	RU	Resource Name	Biophysical Node Name	TEC Component	Sub-component	Indicator	RQO Narrative	RQO Numeric
						Macrophytes	Extent, distribution and richness of macrophytes	Maintain extent, distribution and richness of macrophyte groups, limit colonisation/spread of the EFZ by alien species	Maintain the distribution of plant community types i.e. submerged macrophyte, <i>Ruppia cirrhosa</i> beds during closed mouth brackish conditions, salt marsh, <i>Salicornia meyeriana</i> marsh during open mouth conditions, <i>Phragmites australis</i> stands in the middle / upper reaches and salt marsh grasses indicative of brackish conditions.
						Invertebrates	Macrofauna community composition, abundance and richness	Maintain composition, richness and abundance of different groups of benthic macrofauna and zooplankton	The estuary should have viable populations of <i>Callinassa kraussi</i> in sandy zones and U. Africana in muddy zones
						Fish	Fish community composition, abundance and richness	Maintain composition, richness and abundance of different groups of fish, prevent colonisation/increase of alien species	Retain the following fish assemblages in the estuary (based on abundance): estuarine species (30-40%), estuarine associated marine species (60-70%) and indigenous freshwater species (<1%). All numerically dominant species are represented by 0+ juveniles
						Birds	Avifauna community composition, abundance and richness	Maintain composition, richness and abundance of different avifauna groups	The estuary should contain a rich avifaunal community that includes representatives of all the original groups, significant numbers of migratory waders and terns, as well as a healthy breeding population of resident waders; the estuary should support thousands of birds in summer and hundreds in winter
H17 Overberg East Fynbos	G50A	H17-E08	Ratel Estuary	nxi3	Quantity	Flow	MMR/MAR (% Nat)	Maintain at least present-day base flows	Months Annual
									Oct 90.0 Nov 90.0 Dec 90.1 Jan 90.3 Feb 90.2 Mar 90.2 Apr 90.0 May 90.0 Jun 90.0 Jul 90.0 Aug 90.0 Sep 90.0 Annual 90.0
					Quality	Nutrients	DIN	Inorganic nutrient concentrations not to exceed TPCs for macrophytes and microalgae	Entire estuary and river inflow: DIN <300µg/l
							DIP		Entire estuary and river inflow: DIP <25 µg/l
						Salinity	Salinity	Salinity distribution not to exceed TPCs for fish, invertebrates, macrophytes and microalgae	10 < Salinity <40
						System variables	Dissolved oxygen	System variables not to exceed TPCs for biota	Entire estuary and river inflow: DO > 6 mg/l
						Pathogens	Enterococci	Concentrations of	Turbidity < 5 NTU ≤185 Enterococci/100 ml (90 th percentile)

IUA Class	Quaternary Catchment	RU	Resource Name	Biophysical Node Name	TEC	Component	Sub-component	Indicator	RQO Narrative	RQO Numeric
								Escherichia coli	waterborne pathogens should be maintained in an Acceptable category for full contact recreation	≤500 E. coli/100 ml (90 th percentile)
						Habitat	Hydrodynamics	Mouth state	Maintain connectivity with marine environment at a level that ensures water quality and habitat remains suitable for biota typically found in the estuary	Closed mouth state should not increase by >10% from established baseline
							Sediments	Sediment characteristics, Channel shape/size	Flood regime is sufficient to maintain natural bathymetry and sediment characteristics	Channel shape/size, sediment grain size and organic matter must not change by >30% from established baseline
							Microalgae	Biomass and community composition of phytoplankton and benthic microalgae community	Maintain the composition and richness of phytoplankton and benthic microalgae groups and medium-low biomass	Maintain the distribution of different phytoplankton groups and low biomass (< 20 µg l ⁻¹)
						Biota	Macrophytes	Extent, distribution and richness of macrophytes	Maintain extent, distribution and richness of macrophyte groups, limit colonisation/spread of the EFZ by alien species	Maintain the distribution of current macrophyte habitats, <20 % change in the area covered by different macrophyte habitats (accounts for natural changes due to the dynamic nature of estuaries); submerged macrophytes such as pondweed (<i>Potamogeton pectinatus</i>) should be present during low flow conditions
							Invertebrates	Macrofauna community composition, abundance and richness	Maintain composition, richness and abundance of different groups of benthic macrofauna and zooplankton	The estuary should have viable populations of <i>Callianassa kraussi</i> in sandy zones and <i>Upogebia africana</i> in muddy zones
							Fish	Fish community composition, abundance and richness	Maintain composition, richness and abundance of different groups of fish, prevent colonisation/increase of alien species	Maintain fish assemblage that includes at least 2 estuarine breeding species (Category I), 3 estuary dependent marine species (Category IIa & IIb) and 1 indigenous catadromous species (Category V); estuarine residents should dominate numerically, but the proportion of estuary dependent marine species (based on abundance) should not fall below 2%.

UA Class	Quaternary Catchment	RU	Resource Name	Biophysical Node Name	TEC	Component	Sub-component	Indicator	RQO Narrative	RQO Numeric																										
H17 Overberg East Fynbos	G50F	H17-E09	Heuningnes Estuary	nxi1	A/B	Quantity	Flow	MMR/MAR (% Nat)	Flood and breaching regimes to maintain the sediment distribution patterns and aquatic habitat (instream physical habitat) so as not to exceed TPCs for biota	Months	79.6	Oct	77.5	Nov	73.1	Dec	71.5	Jan	72.5	Feb	76.2	Mar	79.1	Apr	79.2	May	79.0	Jun	78.4	Jul	78.7	Aug	78.2	Sep	78.2	Annual
										MMR/MAR (% Nat)																										
							Nutrients	DIN	Inorganic nutrient concentrations not to exceed TPCs for macrophytes and microalgae	Entire estuary and river inflow: DIN <300µg/l																										
										DIP	Entire estuary and river inflow: DIP <25 µg/l																									
						Quality	Salinity	Salinity	Salinity distribution not to exceed TPCs for fish, invertebrates, macrophytes and microalgae		Average salinity in the estuary is artificially elevated at present due to reduced freshwater inflow, target levels for the various zones are as follows: Zone A: 30, Zone B: 14, Zone C: 6, Zone D: 2																									
										System variables	Dissolved oxygen	pH	System variables not to exceed TPCs for biota	Entire estuary and river inflow: DO >5 mg/l																						
							Pathogens	Enterococci	Escherichia coli					Concentrations of waterborne pathogens should be maintained in an Acceptable category for full contact recreation	8< pH <9																					
										≤185 Enterococci/100 ml) (90 th percentile)																										
						Habitat	Hydrodynamics	Mouth state	Maintain connectivity with marine environment at a level that ensures water quality and habitat remains suitable for biota typically found in the estuary	Closed mouth state should not increase by >10% from established baseline																										
										Sediments	Sediment characteristics, Channel shape/size	Flood regime is sufficient to maintain natural bathymetry and sediment characteristics	Channel shape/size, sediment grain size and organic matter must not change by >30% from established baseline																							
						Biota	Microalgae	Biomass and community composition of phytoplankton and benthic microalgae community	Maintain the composition and richness of phytoplankton and benthic microalgae groups and medium-low biomass				Phytoplankton biomass, measured as water column chlorophyll-a should not exceed 10 µg l ⁻¹ in both the estuary and Soetendalsvlei (Zone D); maintain diversity of phytoplankton groups i.e. diatoms abundant during marine phase.																							

IUA Class	Quaternary Catchment	RU	Resource Name	Biophysical Node Name	TEC Component	Sub-component	Indicator	RQO Narrative	RQO Numeric
						Macrophytes	Extent, distribution and richness of macrophytes	Maintain extent, distribution and richness of macrophyte groups, limit colonisation/spread of the EFZ by alien species	Area covered by different macrophyte habitats particularly intertidal and supratidal salt marsh should be allowed to revert to a more natural state through restoration of a more natural flow regime (particularly summer base flows) and by allowing mouth operate normally as far as possible (minimum height for artificial breaching to be increased to 2.5 m) breaching which will increase backflooding and soil salinity; present area (2014) covered by the macrophyte habitats is as follows: Open surface water area :907.92, Sand and mudflats :43.35, Submerged macrophytes :10.17, Reeds and sedges:1154.98, Intertidal salt marsh :16.18 , Supratidal salt marsh:942.4
						Invertebrates	Macrofauna community composition, abundance and richness	Maintain composition, richness and abundance of different groups of benthic macrofauna and zooplankton	Benthic invertebrates: Abundance of <i>C. kraussi</i> and <i>U. africana</i> should not drop below 50% of recorded total abundances in each season, recruits should be recorded in population (identify zones where these are abundant from the baseline study and these would be where the above would be assessed; Zooplankton: Prolonged close mouth would result in a loss of marine species (e.g. <i>Pseudodiaptomus</i> sp.) from the zooplankton community, abundance of indicator marine species (e.g. <i>Pseudodiaptomus</i> sp.) should not change by more than 50% of current levels
						Fish	Fish community composition, abundance and richness	Maintain composition, richness and abundance of different groups of fish, prevent colonisation/increase of alien species	Retain the following fish assemblages in the estuary (based on abundance): estuarine species (20-30%), estuarine associated marine species (60-70%) and indigenous freshwater species (<1%); all numerically dominant species are represented by 0+ juveniles; abundance of estuary associated marine species should not drop below 50% of total abundance; abundance of estuarine species should not increase above 50% of total abundance; alien freshwater species should not be present in the estuary; 0+ juveniles of all of the dominant fish species should be present

IUA Class	Quaternary Catchment	RU	Resource Name	Biophysical Node Name	TEC	Component	Sub-component	Indicator	RQO Narrative	RQO Numeric
H17 Overberg East Fynbos	G50K	H17-E10	Klipdriftfontein Estuary	bx13	A	Quality	Birds	Avifauna community composition, abundance and richness	Maintain composition, richness and abundance of different avifauna groups	The estuary should contain a rich avifaunal community that includes representatives of all the original groups, significant numbers of migratory waders and terns, as well as a healthy breeding population of resident waders. The estuary should support thousands of birds in summer and hundreds in winter; numbers of waterfowl should not drop below 600; waders below 100 in summer, and terns below 250; overall numbers of bird species should not drop below 1000 for 3 consecutive counts
							Flow	MMR/MAR (% Nat)	Maintain at least present-day base flows	Months MMR/MAR (% Nat) 62.5 68.0 63.3 58.4 58.3 65.7 68.6 64.4 60.2 61.2 66.8 64.3 64.8
							Nutrients	DIN	Inorganic nutrient concentrations not to exceed TPCs for macrophytes and microalgae	Entire estuary and river inflow: DIN <300µg/l
								DIP		
							Salinity	Salinity	Salinity distribution not to exceed TPCs for fish, invertebrates, macrophytes and microalgae	10 < Salinity <40
							System variables	Dissolved oxygen	System variables not to exceed TPCs for biota	Entire estuary and river inflow: DO > 6 mg/l
								Turbidity		
							Pathogens	Enterococci	Concentrations of waterborne pathogens should be maintained in an Acceptable category for full contact recreation	≤185 Enterococci/100 ml) (90 th percentile)
								Escherichia coli	Maintain connectivity with marine environment at a level that ensures water quality and habitat remains suitable for biota typically found in the estuary	
							Hydrodynamics	Mouth state	Maintain connectivity with marine environment at a level that ensures water quality and habitat remains suitable for biota typically found in the estuary	Closed mouth state should not increase by >10% from established baseline
Sediments	Sediment characteristics, Channel shape/size	Flood regime is sufficient to maintain natural bathymetry and sediment characteristics	Channel shape/size, sediment grain size and organic matter must not change by >30% from established baseline							

IUA Class	Quaternary Catchment	RU Name	Resource Biophysical Node Name	TEC Component	Sub-component	Indicator	RQO Narrative	RQO Numeric
					Microalgae	Biomass and composition of phytoplankton and benthic microalgae community	Maintain the composition and richness of phytoplankton and benthic microalgae groups and medium-low biomass	Maintain the distribution of different phytoplankton groups and low biomass (< 20 µg l ⁻¹)
					Macrophytes	Extent, distribution and richness of macrophytes	Maintain extent, distribution and richness of macrophyte groups, limit colonisation/spread of the EFZ by alien species	Maintain the distribution of current macrophyte habitats, <20 % change in the area covered by different macrophyte habitats (accounts for natural changes due to the dynamic nature of estuaries); submerged macrophytes such as pondweed (<i>Potamogeton pectinatus</i>) should be present during low flow conditions
				Biota	Invertebrates	Macrofauna community composition, abundance and richness	Maintain composition, richness and abundance of different groups of benthic macrofauna and zooplankton	The estuary should have viable populations of <i>Callinassa kraussi</i> in sandy zones and <i>Upogebia africana</i> in muddy zones
					Fish	Fish community composition, abundance and richness	Maintain composition, richness and abundance of different groups of fish, prevent colonisation/increase of alien species	Maintain fish assemblage that includes at least 2 estuarine breeding species (Category I), 3 estuary dependent marine species (Category IIa & IIb) and 1 indigenous catadromous species (Category V); estuarine residents should dominate numerically, but the proportion of estuary dependent marine species (based on abundance) should not fall below 2%.

Table 21: Resource Quality Objectives for ESTUARIES in priority Resource Units in the Integrated Unit of Analysis F11 Lower Breede Renosterveld

IUA Class	Quaternary Catchment	R Resource U	Biophysical Node Name	TEC Component	Sub-component	Indicator	RQO Narrative	RQO Numeric
F11 Lower Breede Renosterveld	H70K	F11-E11	Breede Estuary	Quantity	Flow	MMR/MAR (% Nat)	Maintain flow regime as per recommended ecological flow	Months
						MMR/MAR (% Nat)	57.6	Oct
				Quality	Nutrients	DIN	Inorganic nutrient concentrations not to exceed TPCs for macrophytes and microalgae	Entire estuary and river inflow: DIN <300µg/l
						DIP	Salinity distribution not to exceed TPCs for fish, invertebrates, macrophytes and microalgae	Entire estuary and river inflow: DIP <25 µg/l
				Salinity	Salinity	Salinity	Zone A (0-15 km upstream of mouth): 40> Salinity >20, Zone B (15-30 km): 30> Salinity >10, Zone C (30-40 km): 20> Salinity >5, Zone D (40-50 km): <10	

IUA Class	Quaternary Catchment	R Resource Name	Biophysical Node Name	TEC Component	Sub-component	Indicator	RQO Narrative	RQO Numeric
					System variables	Dissolved oxygen	System variables not to exceed TPCs for biota	Entire estuary and river inflow: DO >5 mg/l
					Pathogens	Enterococci	Concentrations of waterborne pathogens should be maintained in an Acceptable category for full contact recreation	≤185 Enterococci/100 ml (90 th percentile)
						Escherichia coli		≤500 E. coli/100 ml (90 th percentile)
					Hydrodynamics	Mouth state	Maintain connectivity with marine environment	Estuary mouth permanently open
						Tidal variation		Average tidal amplitude near the mouth during low flows (summer) must not change by >10% from established baseline.
				Habitat	Sediments	Sediment characteristics, Channel shape/size	Flood regime to maintain natural bathymetry and the sediment characteristics	Channel shape/size, sediment grain size and organic matter must not change by >30% from established baseline
					Microalgae	Biomass and community composition of phytoplankton and benthic microalgae community	Maintain the composition and richness of phytoplankton and benthic microalgae groups and medium-low biomass	Median phytoplankton chlorophyll <i>a</i> (minimum 5 sites) not to exceed 3.5 µg/l; prevent formation of localised phytoplankton blooms; maintain a high median intertidal benthic microalgal biomass; median intertidal benthic chlorophyll <i>a</i> (minimum 5 sites) not to exceed 42 mg/m ² ; site specific chlorophyll <i>a</i> concentration not to exceed 20 µg/l and cell density not to exceed 10 000 cells/l.
				Biota	Macrophytes	Extent, distribution and richness of macrophytes	Maintain extent, distribution and richness of macrophyte groups, limit colonisation/spread of the EFZ by alien species	Maintain the present area (2014) covered by the macrophyte habitats: intertidal salt marsh: 20.5 ha, supratidal salt marsh: 29.55 ha, submerged macrophytes: 6 ha, reeds & sedges: 4.8 ha, sand/mud banks: 136 ha; maintain the integrity of the remaining supratidal salt marsh; maintain the reed and sedge stands in the upper reaches of the estuary; rehabilitate 20% of the floodplain habitat by removing any agricultural berms and invasive plants; maintain the integrity of the riparian zone.; invasive plants (e.g. <i>Eucalyptus</i> , prickly pear, <i>Tamarix</i>) cover not to exceed 5% of total floodplain area

IUA Class	Quaternary Catchment	R Resource U	Biophysical Node Name	TEC Component	Sub-component	Indicator	RQO Narrative	RQO Numeric
					Invertebrates	Macrofauna community composition, abundance and richness	Maintain composition, richness and abundance of different groups of benthic macrofauna and zooplankton	Maintain rich populations of the mudprawn <i>Upogebia africana</i> on mudbanks in the middle estuary (Zone B); maintain rich invertebrate communities associated with the REI zone in the upper estuary (zooplankton and benthos); mudprawn density should not deviate from average baseline levels by more than 25% in each season; dominant species in the zone (zooplankton and benthos) should not deviate from average baseline levels by more than 40% in each season
					Fish	Fish community composition, abundance and richness	Maintain composition, richness and abundance of different groups of fish, prevent colonisation/increase of alien species	Fish assemblage should comprise the 5 estuarine association categories in similar proportions (diversity and abundance) to that under the reference (see 2015 EWR report); numerically assemblage should comprise: Ia estuarine residents (50-80% of total abundance), Ib marine and estuarine breeders (10-20%), IIa obligate estuarine-dependent (10-20%), IIb estuarine associated species (5-15%), IIc marine opportunists (20-80%), III marine vagrants (not more than 5%), IV indigenous fish (1-5%), V catadromous species (1-5%); Category Ia species should contain viable populations of at least 4 species; Category IIa obligate dependents should be well represented by large exploited species
					Birds	Avifauna community composition, abundance and richness	Maintain composition, richness and abundance of different avifauna groups	The estuary should contain a diverse avifaunal community that includes representatives of all the original taxonomic groups (see 2015 EWR report); tern roosts should be seen at the estuary on a regular basis; apart from gulls, terns and regionally increasing species such as Egyptian Goose, the estuary should generally support more than 200 birds; numbers of birds other than gulls, terns and regionally increasing species should not fall below 120 for three consecutive counts; numbers of waterbird species drop should not be below 15 for 3 consecutive counts

Table 22: Resource Quality Objectives for ESTUARIES in priority Resource Units in the Integrated Unit of Analysis F13 Lower Gouritz

IUA Class	Quaternary Catchment	Resource RU Name	Biophysical Node Name	TEC	Component	Sub-component	Indicator	RQO Narrative	RQO Numeric													
F13 Lower Gouritz	J40E	F13-E12	Gouritz Estuary	C	Quantity	Flow	MMR/MAR (% Nat)	Maintain flow regime as per recommended ecological flow	Months	Oct	Nov	Dec	Jan	Feb	Mar	Apr	May	Jun	Jul	Aug	Sep	Annual
									MMR/MAR (% Nat)	53.2	59.8	53.5	46.4	53.3	59.7	61.8	66.7	62.2	62.8	74.1	57.8	59.7
					Quality	Nutrients	DIN	Inorganic nutrient concentrations not to exceed TPCs for macrophytes and microalgae	River inflow: NOx-N not to exceed 100 µg/l over 2 consecutive months, NH3-N not to exceed 20 µg/l over 2 consecutive months; Estuary (except during upwelling or floods): average NOx-N not to exceed 100 µg/l, no single measurement to exceed 150 µg/l, average NH3-N not to exceed 20 µg/l during survey, no single measurement to exceed 100 µg/l													
									River inflow: PO4-P not to exceed 20 µg/l over 2 consecutive months; Estuary (except during upwelling or floods): average PO4-P not to exceed 20 µg/l during survey, no single measurement to exceed 50 µg/l													
							DIP	Salinity should not exceed 0 at head of estuary, average salinity in Zone C < 20, Average salinity 11 km upstream from mouth > 20 for no more than 3 months of the year, salinity <40 in saltmarsh sediments														
					Quality	Salinity	Salinity	Salinity distribution not to exceed TPCs for fish, invertebrates, macrophytes and microalgae	Entire estuary and river inflow: DO >5 mg/l													
									≤185 Enterococci/100 ml) (90 th percentile)													
									≤500 E. coli/100 ml (90 th percentile)													
									Estuary mouth permanently open													
					Habitat	Hydrodynamics	Mouth state	Tidal variation	Maintain connectivity with marine environment	Average tidal amplitude near the mouth during low flows (summer) must not change by > 10% from established baseline.												
										Channel shape/size, sediment grain size and organic matter must not change by >30% from established baseline												
										Channel shape/size, sediment grain size and organic matter must not change by >30% from established baseline												

IUA Class	Quaternary Catchment	RU	Resource Name	Biophysical Node Name	TEC Component	Sub-component	Indicator	RQO Narrative	RQO Numeric
						Microalgae	Biomass and community composition of phytoplankton and benthic microalgae community	Maintain the composition and richness of phytoplankton and benthic microalgae groups and medium-low biomass	Median phytoplankton chlorophyll a (minimum 5 sites) should not exceed 3.5 µg/l; prevent formation of localised phytoplankton blooms; site specific chlorophyll a concentration exceeds 20 µg/l and cell density exceeds 10 000 cells/ml; Median intertidal benthic chlorophyll a (minimum 5 sites) exceeds 42 mg/m ²
						Macrophytes	Extent, distribution and richness of macrophytes	Maintain extent, distribution and richness of macrophyte groups, limit colonisation/spread of the EFZ by alien species	Maintain the present area (2013) covered by the macrophyte habitats: surface water area: 298.04 ha, sand and mud banks : 81.02 ha, reeds and sedges 6.72 ha, floodplain (supratidal salt marsh): 137.77 ha; Maintain the integrity of the remaining supratidal salt marsh; maintain the reed and sedge stands in the upper reaches of the estuary; rehabilitate 20% of the floodplain habitat by removing any agricultural berms and invasive plants; maintain the integrity of the riparian zone; change in the area covered by salt marsh, reeds and sedges not to exceed 20% from baseline; invasive plants (e.g. Eucalyptus, prickly pear, Tamarix) cover not to exceed 5% of total floodplain area
					Biota	Invertebrates	Macrofauna community composition, abundance and richness	Maintain composition, richness and abundance of different groups of benthic macrofauna and zooplankton	Maintain rich populations of the mudprawn <i>Upogebia africana</i> on mudbanks in the middle estuary (Zones A and B); mudprawn density should not deviate from average baseline levels by more than 25% in each season; maintain rich invertebrate communities associated with the REI zone in the upper estuary (zooplankton and benthos); the dominant species in the zone (zooplankton and benthos) should not deviate from average baseline levels by more than 40% in each season

IUA Class	Quaternary Catchment	Resource RU Name	Biophysical Node Name	TEC Component	Sub-component	Indicator	RQO Narrative	RQO Numeric
					Fish	Fish community composition, abundance and richness	Maintain composition, richness and abundance of different groups of fish, prevent colonisation/increase of alien species	Fish assemblage should comprise the 5 estuarine association categories in similar proportions (diversity and abundance) to that under the reference (see 2015 EWR report); numerically assemblage should comprise: Ia estuarine residents (50-80% of total abundance), Ib marine and estuarine breeders (10-20%), IIa obligate estuarine-dependent (10-20%), IIb estuarine associated species (5-15%), IIc marine opportunists (20-80%), III marine vagrants (not more than 5%), IV indigenous fish (1-5%), V catadromous species (1-5%); Category Ia species should contain viable populations of at least 4 species; Category IIa obligate dependents should be well represented by large exploited species
					Birds	Avifauna community composition, abundance and richness	Maintain composition, richness and abundance of different avifauna groups	The estuary should contain a diverse avifaunal community that includes representatives of all the original taxonomic groups (see 2015 EWR report); ; tern roosts should be seen at the estuary on a regular basis; apart from gulls, terns and regionally increasing species such as Egyptian Goose, the estuary should generally support more than 200 birds; numbers of birds other than gulls, terns and regionally increasing species should not fall below 120 for three consecutive counts; numbers of waterbird species drop should not below 15 for 3 consecutive counts

Table 23: Resource Quality Objectives for ESTUARIES in priority Resource Units in the Integrated Unit of Analysis F12 Duiwenhoks

IUA Class	Quaternary Catchment	Resource RU Name	Biophysical Node Name	TEC Component	Sub-component	Indicator	RQO Narrative	RQO Numeric														
F12 Duiwenhoks	H80E	F12-E13	Duiwenhoks Estuary	B	Quantity	Flow	MMR/MAR (% Nat)	Maintain flow regime as per TEC	Months	92.2	92.0	87.7	84.0	84.7	90.7	92.9	93.5	93.5	93.8	94.4	93.5	91.9
									MMR/MAR (%)	River inflow: NOx-N not to exceed 100 µg/l over 2 consecutive months, NH ₃ -N not to exceed 20 µg/l over 2 consecutive months; Estuary (except during upwelling or floods): average NOx-N not to exceed 100 µg/l, no single measurement to exceed 150 µg/l, average NH ₃ -N not to exceed 20 µg/l during survey, no single measurement to exceed 100 µg/l												
					Annual																	

IUA Class	Quaternary Catchment	RU	Resource Name	Biophysical Node Name	TEC	Component	Sub-component	Indicator	RQO Narrative	RQO Numeric
								DIP		River inflow: PO ₄ -P not to exceed 20 µg/l over 2 consecutive months; Estuary (except during upwelling or floods); average PO ₄ -P not to exceed 20 µg/l during survey, no single measurement to exceed 50 µg/l
							Salinity	Salinity	Salinity distribution not to exceed TPCs for fish, invertebrates, macrophytes and microalgae	Salinity should not exceed 0 at head of estuary, average salinity in Zone C < 20, Average salinity 11 km upstream from mouth > 20 for no more than 3 months of the year
							System variables	Dissolved oxygen	System variables not to exceed TPCs for biota	Entire estuary and river inflow: DO >5 mg/l
								Enterococci	Concentrations of waterborne pathogens should be maintained in an Acceptable category for full contact recreation	≤185 Enterococci/100 ml (90 th percentile)
							Pathogens	Escherichia coli		≤500 E. coli/100 ml (90 th percentile)
								Mouth state	Maintain connectivity with marine environment at a level that ensures water quality and habitat remains suitable for biota typically found in the estuary	Estuary mouth permanently open
							Hydrodynamics	Tidal variation		Average tidal amplitude near the mouth does not change more than 30% from present during low flows (summer).
						Habitat		Sediment characteristics, Channel shape/size	Flood regime is sufficient to maintain natural bathymetry and sediment characteristics	Channel shape/size, sediment grain size and organic matter must not change by >10% from established baseline
						Biota	Microalgae	Biomass and community composition of phytoplankton and benthic microalgae community	Maintain the composition and richness of phytoplankton and benthic microalgae groups and medium-low biomass	Median phytoplankton chlorophyll a (minimum 5 sites) not to exceed 3.5 µg/l; prevent formation of localised phytoplankton blooms; maintain a high median intertidal benthic microalgal biomass; median intertidal benthic chlorophyll a (minimum 5 sites) not to exceed 42 mg/m ² ; *tie specific chlorophyll a concentration not to exceed 20 µg/l and cell density not to exceed 10 000 cells/l.

IUA Class	Quaternary Catchment	RU	Resource Name	Biophysical Node Name	TEC Component	Sub-component	Indicator	RQO Narrative	RQO Numeric
						Macrophytes	Extent, distribution and richness of macrophytes	Maintain extent, distribution and richness of macrophyte groups, limit colonisation/spread of the EFZ by alien species	Maintain the present area (2013) covered by the macrophyte habitats: surface water area: 40 ha, Sand and mud banks : 29 ha, Salt marsh: 26 ha, Reeds and sedges 3 ha, Floodplain: 6 ha; Invasive plants (e.g. black wattle, prickly pear, Tamarix) cover must remain < 5% of total floodplain area; maintain the integrity of the salt marsh; maintain the reed and sedge stands in the middle and upper reaches of the estuary; rehabilitate 10% of the floodplain habitat by removing any agricultural berms and invasive plants; maintain the integrity of the riparian zone
						Invertebrates	Macrofauna community composition, abundance and richness	Maintain composition, richness and abundance of different groups of benthic macrofauna and zooplankton	Maintain rich populations of the mudprawn <i>Upogebia africana</i> on mudbanks in the middle estuary (Zones A and B); mudprawn density should not deviate from average baseline levels by more than 25% in each season; maintain rich invertebrate communities associated with the REI zone in the upper estuary (zooplankton and benthos); the dominant species in the zone (zooplankton and benthos) should not deviate from average baseline levels by more than 40% in each season
						Fish	Fish community composition, abundance and richness	Maintain composition, richness and abundance of different groups of fish, prevent colonisation/increase of alien species	Fish assemblage should comprise the 5 estuarine association categories in similar proportions (diversity and abundance) to that under the reference (see 2015 EWR report); numerically assemblage should comprise: Ia estuarine residents (50-80% of total abundance), Ib marine and estuarine breeders (10-20%), IIa obligate estuarine-dependent (10-20%), IIb estuarine associated species (5-15%), IIc marine opportunists (20-80%), III marine vagrants (not more than 5%), IV indigenous fish (1-5%), V catadromous species (1-5%); Category Ia species should contain viable populations of at least 4 species; Category IIa obligate dependents should be well represented by large exploited species
						Birds	Avifauna community composition, abundance and richness	Maintain composition, richness and abundance of different avifauna groups	The estuary should contain a diverse avifaunal community that includes representatives of all the original taxonomic groups (see 2015 EWR report); tern roosts should be seen at the estuary on a regular basis; apart from gulls, terns and regionally increasing species such as Egyptian Goose, the estuary should generally support more than 200 birds; numbers of birds other than gulls, terns and regionally increasing species should not fall below 120 for three consecutive counts; numbers of waterbird species drop should not below 15 for 3 consecutive counts

Table 24: Resource Quality Objectives for ESTUARIES in priority Resource Units in the Integrated Unit of Analysis I18 Hessequa

IUA Class	Quaternary Catchment	R Resource U	R Resource Name	Biophysical Node Name	TEC	Component	Sub-component	Indicator	RQO Narrative	RQO Numeric																											
I18 Hessequa	H90E	I18-E14	Goukou Estuary	gx13	C	Quantity	Flow	MMR/MAR (% Nat)	Maintain flow regime as per recommended ecological flow Ensure the persistence of freshwater seepage sites in the lower and middle reaches of the estuary. River inflow should not drop Maintain water levels in fountains (determine trough baseline study)	Months	Oct	81.7	River inflow: NOx-N not to exceed 100 µg/l over 2 consecutive months, NH ₃ -N not to exceed 20 µg/l over 2 consecutive months; Estuary (except during upwelling or floods): average NOx-N not to exceed 100 µg/l, no single measurement to exceed 150 µg/l, average NH ₃ -N not to exceed 20 µg/l during survey, no single measurement to exceed 100 µg/l River inflow: PO ₄ -P not to exceed 20 µg/l over 2 consecutive months; Estuary (except during upwelling or floods): average PO ₄ -P not to exceed 20 µg/l during survey, no single measurement to exceed 50 µg/l	Nov	81.4	Dec	72.8	Jan	70.0	Feb	71.2	Mar	81.9	Apr	85.0	May	85.0	Jun	84.1	Jul	84.5	Aug	85.7	Sep	83.8	Annual	81.4
											MMR/MAR (% Nat)																										
						Quality	Nutrients	DIN	Inorganic nutrient concentrations not to exceed TPCs for macrophytes and microalgae																												
								DIP																													
						Quality	Salinity	Salinity	Salinity distribution not to exceed TPCs for fish, invertebrates, macrophytes and microalgae																												
						System variables	Pathogens	Dissolved oxygen pH Enterococci	System variables not to exceed TPCs for biota Concentrations of waterborne pathogens should be maintained in an Acceptable category for full contact recreation																												
						Habitat	Hydrodynamics	Mouth state	Maintain connectivity with																												

IUA Class	Quaternary Catchment	R Resource Name	Biophysical Node Name	TEC Component	Sub-component	Indicator	RQO Narrative	RQO Numeric
						Tidal variation	marine environment at a level that ensures water quality and habitat remains suitable for biota typically found in the estuary	Average tidal amplitude near the mouth during low flows (summer) must not change by >10% from established baseline.
					Sediment	Sediment characteristics, Channel shape/size	Flood regime is sufficient to maintain natural bathymetry and sediment characteristics	Channel shape/size, sediment grain size and organic matter must not change by >30% from established baseline
					Microalgae	Biomass and community composition of phytoplankton and benthic microalgae community	Maintain the composition and richness of phytoplankton and benthic microalgae groups and medium-low biomass	Median phytoplankton chlorophyll <i>a</i> (minimum 5 sites) not to exceed 3.5 µg/l; prevent formation of localised phytoplankton blooms; maintain a high median intertidal benthic microalgal biomass; median intertidal benthic chlorophyll <i>a</i> (minimum 5 sites) not to exceed 42 mg/m ² ; site specific chlorophyll <i>a</i> concentration not to exceed 20 µg/l and cell density not to exceed 10000 cells/l.
					Macrophytes	Extent, distribution and richness of macrophytes	Maintain extent, distribution and richness of macrophyte groups, limit colonisation/spread of the EFZ by alien species	Maintain the present area (2014) covered by the macrophyte habitats: Open surface water area: 206, Sand and mud banks: 35, Submerged macrophytes: 5, Salt marsh: 57, Reeds and sedges: 21; maintain pockets of reeds in lower and middle reaches (linked to freshwater seepage sites); maintain the reed and sedge stands in the upper reaches of the estuary; rehabilitate 20% of the floodplain habitat by removing agriculture and invasive plants; maintain the integrity of the riparian zone
					Invertebrates	Macrofauna community composition, abundance and richness	Maintain composition, richness and abundance of different groups of benthic macrofauna and zooplankton	Maintain rich populations of the mudprawn <i>Upogebia africana</i> on mudbanks in the middle estuary (Zones A and B); mudprawn density should not deviate from average baseline levels by more than 25% in each season; maintain rich invertebrate communities associated with the REI zone in the upper estuary (zooplankton and benthos); the dominant species in the zone (zooplankton and benthos) should not deviate from average baseline levels by more than 40% in each season

IUA Class	Quaternary Catchment	R Resource U Name	Biophysical Node Name	TEC Component	Sub-component	Indicator	RQO Narrative	RQO Numeric
					Fish	Fish community composition, abundance and richness	Maintain composition, richness and abundance of different groups of fish, prevent colonisation/increase of alien species	Fish assemblage should comprise the 5 estuarine association categories in similar proportions (diversity and abundance) to that under the reference (see 2015 EWR report); numerically assemblage should comprise: Ia estuarine residents (50-80% of total abundance), Ib marine and estuarine breeders (10-20%), IIa obligate estuarine-dependent (10-20%), IIb estuarine associated species (5-15%), IIc marine opportunists (20-80%), III marine vagrants (not more than 5%), IV indigenous fish (1-5%), V catadromous species (1-5%); Category Ia species should contain viable populations of at least 4 species; Category IIa obligate dependents should be well represented by large exploited species
					Birds	Avifauna community composition, abundance and richness	Maintain composition, richness and abundance of different avifauna groups	The estuary should contain a diverse avifaunal community that includes representatives of all the original taxonomic groups (see 2015 EWR report); tern roosts should be seen at the estuary on a regular basis; apart from gulls, terns and regionally increasing species such as Egyptian Goose, the estuary should generally support more than 200 birds; numbers of birds other than gulls, terns and regionally increasing species should not fall below 120 for three consecutive counts; numbers of waterbird species drop should not be below 15 for 3 consecutive counts

Table 25: Resource Quality Objectives for ESTUARIES in priority Resource Units in the Integrated Unit of Analysis G14 Groot-Brak

IUA Class	Quaternary Catchment	RU	Resource Name	Biophysical Node Name	TEC Component	Sub-component	Indicator	RQO Narrative	RQO Numeric
G14 Groot-Brak	K10F	G14-E15	Klein-Brak Estuary	gx4	C	Flow	MMR/MAR (% Nat)	Maintain a flow regime to create the required habitat for birds, fish, macrophytes, microalgae and water quality	Months
									MMR/MAR (% Nat)
									77.4
									77.4
									77.4
									77.4
									77.4
									77.4
									77.4
									77.4
									River inflow: NOx-N not to exceed 100 µg/l over 2 consecutive months, NH ₃ -N not to exceed 20 µg/l over 2 consecutive months; Estuary (except during upwelling or floods): average NOx-N not to exceed 100 µg/l, no single measurement to exceed 150 µg/l, average NH ₃ -N not to exceed 20 µg/l during survey, no single measurement to exceed 100 µg/l

IUA Class	Quaternary Catchment	RU	Resource Name	Biophysical Node Name	TEC Component	Sub-component	Indicator	RQO Narrative	RQO Numeric
							DIP		River inflow: PO ₄ -P not to exceed 20 µg/l over 2 consecutive months; Estuary (except during upwelling or floods): average PO ₄ -P not to exceed 20 µg/l during survey, no single measurement to exceed 50 µg/l
						Salinity	Salinity	Salinity distribution not to exceed TPCs for fish, invertebrates, macrophytes and microalgae	A salinity gradient should always be present in the upper reaches of the estuary (Zone D and F), an REI zone should always be present in the upper reaches of the estuary (Zone D and F), salinity should not exceed 35
						System variables	Dissolved oxygen	System variables not to exceed TPCs for biota	Entire estuary and river inflow: DO >5 mg/l
							TSS		TSS <5 mg/l (low flow)
							pH		7.0 < pH < 8.5
						Pathogens	Enterococci	Concentrations of waterborne pathogens should be maintained in an Acceptable category for full contact recreation	≤185 Enterococci/100 ml) (90 th percentile)
							Escherichia coli		≤500 E. coli/100 ml (90 th percentile)
						Hydrodynamics	Mouth state	Maintain connectivity with marine environment at a level that ensures water quality and habitat remains suitable for biota typically found in the estuary	Closed mouth state should not increase by >10% from established baseline
					Habitat	Sediment	Sediment characteristics, Channel shape/size	Flood regime is sufficient to maintain natural bathymetry and sediment characteristics	Channel shape/size, sediment grain size and organic matter must not change by >30% from established baseline
						Microalgae	Biomass and community composition of phytoplankton and benthic microalgae community	Maintain the composition and richness of phytoplankton and benthic microalgae groups and medium-low biomass	Maintain low/median phytoplankton/benthic microalgae biomass: phytoplankton not to exceed 3.5 µg/l (median), phytoplankton not to exceed 20 µg/l and/or cell density not to exceed 10 000 cells/ml (once-off); benthic microalgae not to exceed 23 mg/m ² (median); prevent formation of phytoplankton blooms
					Biota	Macrophytes	Extent, distribution and richness of macrophytes	Maintain extent, distribution and richness of macrophyte groups, limit colonisation/spread of the EFZ by alien species	Maintain distribution of macrophyte habitats; prevent the spread of reeds into open water; prevent an increase in nutrients and macroalgal blooms; prevent the spread of invasive trees (e.g. <i>Acacia</i> spp.) in the riparian zone

IUA Class	Quaternary Catchment	RU	Resource Name	Biophysical Node Name	TEC Component	Sub-component	Indicator	RQO Narrative	RQO Numeric
						Invertebrates	Macrofauna community composition, abundance and richness	Maintain composition, richness and abundance of different groups of benthic macrofauna and zooplankton	Maintain rich populations of the mudprawn <i>Upogebia africana</i> on mudbanks in the middle estuary (Zones A and B); mudprawn density should not deviate from average baseline levels by more than 25% in each season; maintain rich invertebrate communities associated with the REI zone in the upper estuary (zooplankton and benthos); the dominant species in the zone (zooplankton and benthos) should not deviate from average baseline levels by more than 40% in each season
						Fish	Fish community composition, abundance and richness	Maintain composition, richness and abundance of different groups of fish, prevent colonisation/increase of alien species	Fish assemblage should comprise the 5 estuarine association categories in similar proportions (diversity and abundance) to that under the reference (see 2015 EWR report); numerically assemblage should comprise: Ia estuarine residents (50-80% of total abundance), Ib marine and estuarine breeders (10-20%), IIa obligate estuarine-dependent (10-20%), IIb estuarine associated species (5-15%), IIc marine opportunists (20-80%), III marine vagrants (not more than 5%), IV indigenous fish (1-5%), V catadromous species (1-5%); Category Ia species should contain viable populations of at least 4 species; Category IIa obligate dependents should be well represented by large exploited species
						Birds	Avifauna community composition, abundance and richness	Maintain composition, richness and abundance of different avifauna groups	Estuary should contain a diverse avifaunal community that includes representatives of all the original groups. Saltmarsh/wetlands in the floodplain should be rich in birdlife. Intertidal areas should have a good density and diversity of both larger and smaller waders; numbers of waterbirds on the entire system should not drop below 30 species or below 250 birds for three consecutive counts; numbers of waterbirds in the lower estuary should not drop below 10 species or 50 birds (excluding terns and gulls) for three consecutive counts

UA Class	Quaternary Catchment	RU	Resource Name	Biophysical Node Name	TEC Component	Sub-component	Indicator	RQO Narrative	RQO Numeric																													
G14 Groot-Brak	K20A	G14-E16	Groot-Brak Estuary	gx15	E	Quantity	Flow	MMR/MAR (% Nat)	Maintain a flow regime to create the required habitat for birds, fish, macrophytes, microalgae and water quality.	Months	62.2	Oct	67.3	Nov	55.3	Dec	48.2	Jan	43.4	Feb	55.7	Mar	49.2	Apr	54.9	May	38.3	Jun	43.7	Jul	63.4	Aug	63.8	Sep	56.2	Annual		
										MMR/MAR (% Nat)	River inflow: NOx-N not to exceed 100 µg/l over 2 consecutive months, NH ₃ -N not to exceed 20 µg/l over 2 consecutive months; Estuary (except during upwelling or floods): average NOx-N not to exceed 100 µg/l, no single measurement to exceed 150 µg/l, average NH ₃ -N not to exceed 20 µg/l during survey, no single measurement to exceed 100 µg/l																											
							Nutrients	DIN	Inorganic nutrient concentrations not to exceed TPCs for macrophytes and microalgae		River inflow: PO ₄ -P not to exceed 20 µg/l over 2 consecutive months; Estuary (except during upwelling or floods): average PO ₄ -P not to exceed 20 µg/l during survey, no single measurement to exceed 50 µg/l																											
								DIP			A salinity gradient should always be present in the upper reaches of the estuary (Zone D and F), an REI zone should always be present in the upper reaches of the estuary (Zone D and F), salinity should not exceed 35																											
						Quality	Salinity	Salinity	Salinity distribution not to exceed TPCs for fish, invertebrates, macrophytes and microalgae		Entire estuary and river inflow: DO >5 mg/l																											
							System variables	Dissolved oxygen	System variables not to exceed TPCs for biota		6 < pH > 8.5 in estuary																											
								pH	Enterococci	Concentrations of waterborne pathogens should be maintained in an Acceptable category for full contact recreation		≤185 Enterococci/100 ml (90 th percentile)																										
						Habitat	Pathogens	Escherichia coli	Maintain connectivity with marine environment at a level that ensures water quality and habitat remains suitable for biota typically found in the estuary		≤500 E. coli/100 ml (90 th percentile)																											
							Hydrodynamics	Mouth state	Maintain connectivity with marine environment at a level that ensures water quality and habitat remains suitable for biota typically found in the estuary		Closed mouth state should not increase by >10% from established baseline																											
Sediment	Sediment characteristics, Channel shape/size	Flood regime is sufficient to maintain natural bathymetry and sediment characteristics		Channel shape/size, sediment grain size and organic matter must not change by >30% from established baseline																																		

IUA Class	Quaternary Catchment	RU	Resource Name	Biophysical Node Name	TEC Component	Sub-component	Indicator	RQO Narrative	RQO Numeric
						Microalgae	Biomass and community composition of phytoplankton and benthic microalgae community	Maintain the composition and richness of phytoplankton and benthic microalgae groups and medium-low biomass	Maintain low phytoplankton biomass. Maintain microalgal group diversity as measured for the baseline survey; phytoplankton biomass should not increase by more than 20% above baseline concentrations; phytoplankton group diversity should not change more than 20% from baseline conditions; maintain high subtidal benthic microalgal biomass during the closed mouth phase and low intertidal benthic microalgal biomass during the open phase; Epipellic diatoms indicative of brackish conditions should be found during the closed phase.
									Maintain distribution of macrophyte habitats as for present (2013): Submerged macrophyte, <i>Ruppia cirrhosa</i> beds: ~5 ha, <i>Zostera capensis</i> present during open mouth conditions, intertidal salt marsh: ~13 ha, supratidal and floodplain salt marsh: ~26.6 ha), Reed (<i>Phragmites australis</i>) and sedge stands in the middle / upper reaches: ~2.5 ha; prevent excessive filamentous macroalgal growth. Area covered should be half that covered by submerged macrophytes and less than 50 % of the open water surface area; maintain the zonation of salt marsh and distribution of different species along an elevation gradient. Ensure the long-term persistence of intertidal salt marsh species such as <i>Triglochin</i> spp. and <i>Cotula coronopifolia</i> ; prevent hypersaline sediment and groundwater conditions in the salt marsh. Sediment electrical conductivity should be approximately 30 mS and similar to groundwater values.
					Biota	Macrophytes	Extent, distribution and richness of macrophytes	Maintain extent, distribution and richness of macrophyte groups, limit colonisation/spread of the EFZ by alien species	Density of mudprawns should exceed 100 – 150 burrow counts per m2 in the highest density areas; in the zooplankton, the density of <i>Pseudodiaptomus hessel</i> should exceed levels of about 5000-10000 m3 in the upper estuary in spring. Salinity variation in the estuary is highly variable and the mouth remains closed for extended periods - this may also lead to the temporary absence of some invertebrate species that might be expected to occur here.
						Invertebrates	Macrofauna community composition, abundance and richness	Maintain composition, richness and abundance of different groups of benthic macrofauna and zooplankton	

IUA Class	Quaternary Catchment	Resource RU Name	Biophysical Node Name	TEC Component	Sub-component	Indicator	RQO Narrative	RQO Numeric																												
G14 Groot-Brak	K10A	G14-E17	Blinde Estuary	B	Fish	Fish community composition, abundance and richness	Maintain composition, richness and abundance of different groups of fish, prevent colonisation/increase of alien species	Fish assemblage should comprise the five estuarine association categories in similar proportions (diversity and abundance) to that under the reference. Numerically, assemblage should comprise: Estuarine species (40-60%), Estuarine associated marine species (30-50%), Indigenous freshwater fish (1-5%); Category Ia species should contain viable populations of at least two species (e.g. <i>G. aestuaria</i> , & <i>Hyporamphus capensis</i>); Category IIa obligate dependents should be well represented by at least two large exploited species																												
						Birds	Avifauna community composition, abundance and richness	Maintain composition, richness and abundance of different avifauna groups	Retain species richness, abundance and density of bird counts of resident and migrant waders, gulls, terns, wading birds and waterfowl within 15 % of present state (2006).																											
						Flow	MMR/MAR (% Nat)	Maintain flow regime as close to present as possible (small system needs most flows)	<table><tr><th>Months</th><th>Oct</th><th>Nov</th><th>Dec</th><th>Jan</th><th>Feb</th><th>Mar</th><th>Apr</th><th>May</th><th>Jun</th><th>Jul</th><th>Aug</th><th>Sep</th><th>Annual</th></tr><tr><td>MMR/MAR (% Nat)</td><td>69.6</td><td>69.9</td><td>67.8</td><td>65.6</td><td>64.8</td><td>68.7</td><td>69.3</td><td>70.1</td><td>69.0</td><td>69.9</td><td>70.7</td><td>70.3</td><td>69.2</td></tr></table>	Months	Oct	Nov	Dec	Jan	Feb	Mar	Apr	May	Jun	Jul	Aug	Sep	Annual	MMR/MAR (% Nat)	69.6	69.9	67.8	65.6	64.8	68.7	69.3	70.1	69.0	69.9	70.7	70.3
					Months	Oct	Nov	Dec	Jan	Feb	Mar	Apr	May	Jun	Jul	Aug	Sep	Annual																		
					MMR/MAR (% Nat)	69.6	69.9	67.8	65.6	64.8	68.7	69.3	70.1	69.0	69.9	70.7	70.3	69.2																		
					Nutrients	DIN	Inorganic nutrient concentrations not to exceed TPCs for macrophytes and microalgae	DIN not to exceed 100 µg/l (average)																												
						DIP	Salinity distribution not to exceed TPCs for fish, invertebrates, macrophytes and microalgae	DIP not to exceed 20 µg/l (average)																												
						Salinity	Salinity	Salinity distribution not to exceed TPCs for fish, invertebrates, macrophytes and microalgae	<20 (expected range 5-15)																											
					System variables	Dissolved oxygen	System variables not to exceed TPCs for biota	>5 mg/l																												
						Turbidity	System variables not to exceed TPCs for biota	Turbidity not to exceed 10 NTU in low flow season																												
Pathogens	Enterococci	Concentrations of waterborne pathogens should be maintained in an Acceptable category for full contact recreation	≤185 Enterococci/100 ml) (90 th percentile)																																	
	Escherichia coli	Concentrations of waterborne pathogens should be maintained in an Acceptable category for full contact recreation	≤500 E. coli/100 ml (90 th percentile)																																	
	Hydrodynamics	Mouth state	Habitat		Maintain connectivity with marine environment at a level that ensures water quality and habitat remains suitable for biota typically found in the estuary	Closed mouth state should not increase by >10% from established baseline																														

IUA Class	Quaternary Catchment	RU	Resource Name	Biophysical Node Name	TEC Component	Sub-component	Indicator	RQO Narrative	RQO Numeric
						Sediment	Sediment characteristics, Channel shape/size	Flood regime is sufficient to maintain natural bathymetry and sediment characteristics	Channel shape/size, sediment grain size and organic matter must not change by >30% from established baseline
						Microalgae	Biomass and community composition of phytoplankton and benthic microalgae community	Maintain the composition and richness of phytoplankton and benthic microalgae groups and medium-low biomass	Maintain low/median phytoplankton/benthic microalgae biomass; phytoplankton not to exceed 3.5 µg/l (median); phytoplankton not to exceed 20 µg/l and/or cell density not to exceed 10 000 cells/ml (once-off); benthic microalgae not to exceed 23 mg/m ² (median); prevent formation of phytoplankton blooms
						Macrophytes	Extent, distribution and richness of macrophytes	Maintain extent, distribution and richness of macrophyte groups, limit colonisation/spread of the EFZ by alien species	Maintain distribution of macrophyte habitats: Reeds & sedges: 0.04 ha, Sand/mud banks: 0.05 ha, Open water: 1.66 ha; prevent the spread of reeds into open water; prevent an increase in nutrients and macroalgal blooms; prevent the spread of invasive trees (e.g. <i>Acacia</i> spp.) in the riparian zone
						Invertebrates	Macrofauna community composition, abundance and richness	Maintain composition, richness and abundance of different groups of benthic macrofauna and zooplankton	Establish presence/absence of sand prawn <i>Callinectes kraussi</i> on sand banks in lower estuary; establish presence/absence of the copepod <i>Pseudodiaptomus hessei</i> or estuarine congeneric in the zooplankton of the estuary; populations of these species should not deviate from average baselines (as determined in first three visits) by more 30%
						Fish	Fish community composition, abundance and richness	Maintain composition, richness and abundance of different groups of fish, prevent colonisation/increase of alien species	Maintain fish assemblage that includes at least 2 estuarine breeding species (Category I), 3 estuary dependent marine species (Category IIa & IIb) and 1 indigenous catadromous species (Category V); estuarine residents should dominate numerically, but the proportion of estuary dependent marine species (based on abundance) should not fall below 2%.
						Birds	Avifauna community composition, abundance and richness	Maintain composition, richness and abundance of different avifauna groups	Maintain population of original groups of birds present on the estuary; number of birds in any group, other than species that are increasing regionally such as Egyptian geese, should not drop below the baseline median (determined by past data and/or initial surveys) number of species and/or birds counted for three consecutive summer or winter counts

IUA Class	Quaternary Catchment	RU	Resource Name	Biophysical Node Name	TEC	Component	Sub-component	Indicator	RQO Narrative	RQO Numeric																										
G14 Groot-Brak	K10A	G14-E18	Tweekuilen Estuary	gx120	D	Quantity	Flow	MMR/MAR (% Nat)	Maintain flow regime as close to present as possible (small system needs most flows)	Months	72.3	Oct	72.3	Nov	72.3	Dec	72.3	Jan	72.3	Feb	72.3	Mar	72.3	Apr	72.3	May	72.3	Jun	72.3	Jul	72.3	Aug	72.3	Sep	72.3	Annual
										DIN not to exceed 100 µg/l (average)																										
										Nutrients	DIP	DIP not to exceed 20 µg/l (average)																								
						Quality	Salinity	Salinity distribution not to exceed TPCs for fish, invertebrates, macrophytes and microalgae	<20 (expected range 5-15)																											
									System variables			Dissolved oxygen	Enterococci	>5 mg/l																						
										Pathogens	Escherichia coli			≤185 Enterococci/100 ml (90 th percentile)																						
						Habitat	Hydrodynamics	Mouth state						≤500 E. coli/100 ml (90 th percentile)																						
									Sediment			Sediment characteristics, Channel shape/size	Closed mouth state should not increase by >10% from established baseline																							
										Microalgae	Biomass and community composition of phytoplankton and benthic microalgae community		Channel shape/size, sediment grain size and organic matter must not change by >30% from established baseline																							
						Biota	Macrophytes	Extent, distribution and richness of macrophytes					Maintain low/median phytoplankton/benthic microalgae biomass: phytoplankton not to exceed 3.5 µg/l (median), phytoplankton not to exceed 20 µg/l (median), phytoplankton not to exceed 10 000 cells/ml (once-off); benthic microalgae not to exceed 23 mg/m ² (median); prevent formation of phytoplankton blooms																							
									Maintain the composition and richness of phytoplankton and benthic microalgae groups and medium-low biomass																											
									Maintain extent, distribution and richness of macrophyte groups, limit colonisation/spread of the EFZ by alien species																											

IUA Class	Quaternary Catchment	RU	Resource Name	Biophysical Node Name	TEC Component	Sub-component	Indicator	RQO Narrative	RQO Numeric
G14 Groot-Brak	K10A	G14-E19	Gericke Estuary	gx121	D	Invertebrates	Macrofauna community composition, abundance and richness	Maintain composition, richness and abundance of different groups of benthic macrofauna and zooplankton	Establish presence/absence of sand prawn <i>Callinectes kraussi</i> on sand banks in lower estuary; establish presence/absence of the copepod <i>Pseudodiaptomus hessei</i> or estuarine congeneric in the zooplankton of the estuary; populations of these species should not deviate from average baselines (as determined in first three visits) by more 30%
							Fish	Maintain composition, richness and abundance of different groups of fish, prevent colonisation/increase of alien species	Maintain fish assemblage that includes at least 2 estuarine breeding species (Category I), 3 estuary dependent marine species (Category IIa & IIb) and 1 indigenous catadromous species (Category V); estuarine residents should dominate numerically, but the proportion of estuary dependent marine species (based on abundance) should not fall below 2%.
							Birds	Maintain composition, richness and abundance of different avifauna groups	Maintain population of original groups of birds present on the estuary; number of birds in any group, other than species that are increasing regionally such as Egyptian geese, should not drop below the baseline median (determined by past data and or initial surveys) number of species and/or birds counted for three consecutive summer or winter counts
					Quantity	Flow	MMR/MAR (% Nat)	Maintain flow regime as close to present as possible (small system needs most flows)	Months MMR/MAR (% Nat) 72.3 Oct 72.3 Nov 72.3 Dec 72.3 Jan 72.3 Feb 72.3 Mar 72.3 Apr 72.3 May 72.3 Jun 72.3 Jul 72.3 Aug 72.3 Sep 72.3 Annual
						Nutrients	DIN	Inorganic nutrient concentrations not to exceed TPCs for macrophytes and microalgae	DIN not to exceed 100 µg/l (average)
				Quality		Salinity	DIP	Salinity distribution not to exceed TPCs for fish, invertebrates, macrophytes and microalgae	DIP not to exceed 20 µg/l (average)
							Salinity	Salinity distribution not to exceed TPCs for fish, invertebrates, macrophytes and microalgae	<20 (expected range 5-15)
						System variables	Dissolved oxygen	System variables not to exceed TPCs for biota	>5 mg/l
						Pathogens	Enterococci	Concentrations of waterborne pathogens should be maintained in an Acceptable category for full contact recreation	≤185 Enterococci/100 ml) (90 th percentile)
							Escherichia coli		≤500 E. coli/100 ml (90 th percentile)

IUA Class	Quaternary Catchment	RU	Resource Name	Biophysical Node Name	TEC Component	Sub-component	Indicator	RQO Narrative	RQO Numeric
					Habitat	Hydrodynamics	Mouth state	Maintain connectivity with marine environment at a level that ensures water quality and habitat remains suitable for biota typically found in the estuary	Closed mouth state should not increase by >10% from established baseline
						Sediment	Sediment characteristics, Channel shape/size	Flood regime is sufficient to maintain natural bathymetry and sediment characteristics	Channel shape/size, sediment grain size and organic matter must not change by >30% from established baseline
					Biota	Microalgae	Biomass and community composition of phytoplankton and benthic microalgae community	Maintain the composition and richness of phytoplankton and benthic microalgae groups and medium-low biomass	Maintain low/median phytoplankton/benthic microalgae biomass: phytoplankton not to exceed 3.5 µg/l (median), phytoplankton not to exceed 20 µg/l and/or cell density not to exceed 10 000 cells/ml (once-off); benthic microalgae not to exceed 23 mg/m ² (median); prevent formation of phytoplankton blooms
						Macrophytes	Extent, distribution and richness of macrophytes	Maintain extent, distribution and richness of macrophyte groups, limit colonisation/spread of the EFZ by alien species	Maintain distribution of macrophyte habitats: Reeds & sedges: 0.04 ha, Sand/mud banks: 0.05 ha, Open water: 1.66 ha; prevent the spread of reeds into open water; prevent an increase in nutrients and macroalgal blooms; prevent the spread of invasive trees (e.g. <i>Acacia</i> spp.) in the riparian zone
						Invertebrates	Macrofauna community composition, abundance and richness	Maintain composition, richness and abundance of different groups of benthic macrofauna and zooplankton	Establish presence/absence of sand prawn <i>Callinectes kraussi</i> on sand banks in lower estuary; establish presence/absence of the copepod <i>Pseudodiplomus hessei</i> or estuarine congeneric in the zooplankton of the estuary; populations of these species should not deviate from average baselines (as determined in first three visits) by more 30%
						Fish	Fish community composition, abundance and richness	Maintain composition, richness and abundance of different groups of fish, prevent colonisation/increase of alien species	Maintain fish assemblage that includes at least 2 estuarine breeding species (Category I), 3 estuary dependent marine species (Category IIa & IIb) and 1 indigenous catadromous species (Category V); estuarine residents should dominate numerically, but the proportion of estuary dependent marine species (based on abundance) should not fall below 2%.

IUA Class	Quaternary Catchment	RU	Resource Name	Biophysical Node Name	TEC Component	Sub-component	Indicator	RQO Narrative	RQO Numeric
						Microalgae	Biomass and community composition of phytoplankton and benthic microalgae community	Maintain the composition and richness of phytoplankton and benthic microalgae groups and medium-low biomass	Maintain low/median phytoplankton/benthic microalgae biomass: Phytoplankton not to exceed 8 µg/l (median), Phytoplankton not to exceed 20 µg/l and/or cell density not to exceed 10 000 cells/ml (once-off); Benthic microalgae not to exceed 42 mg/m ² (median), Dinoflagellates, chlorophytes and/or cyanobacteria > 10% of relative abundance
						Macrophytes	Extent, distribution and richness of macrophytes	Maintain extent, distribution and richness of macrophyte groups, limit colonisation/spread of the EFZ by alien species	Maintain distribution of macrophyte habitats; prevent the spread of reeds into open water; prevent an increase in nutrients and macroalgal blooms; prevent the spread of invasive trees (e.g. <i>Acacia</i> spp.) in the riparian zone
						Invertebrates	Macrofauna community composition, abundance and richness	Maintain composition, richness and abundance of different groups of benthic macrofauna and zooplankton	Establish presence/absence of sand prawn <i>Callinectes kraussi</i> on sand banks in lower estuary, establish presence/absence of the copepod <i>Pseudodiaptomus hessei</i> or estuarine congeneric in the zooplankton of the estuary, populations of these species should not deviate from average baselines (as determined in first three visits) by more 30%
					Biota	Fish	Fish community composition, abundance and richness	Maintain composition, richness and abundance of different groups of fish, prevent colonisation/increase of alien species	Fish assemblage should comprise the 5 estuarine association categories in similar proportions (diversity and abundance) to that under the reference (see 2015 EWR report); numerically assemblage should comprise: Ia estuarine residents (50-80% of total abundance), Ib marine and estuarine breeders (10-20%), IIa obligate estuarine-dependent (10-20%), IIb estuarine associated species (5-15%), IIc marine opportunists (20-80%), III marine vagrants (not more than 5%), IV indigenous fish (1-5%), V catadromous species (1-5%); Category Ia species should contain viable populations of at least 4 species; Category IIa obligate dependents should be well represented by large exploited species
						Birds	Avifauna community composition, abundance and richness	Maintain composition, richness and abundance of different avifauna groups	Maintain population of original groups of birds present on the estuary; number of birds in any group, other than species that are increasing regionally such as Egyptian geese, should not drop below the baseline median (determined by past data and or initial surveys) number of species and/or birds counted for three consecutive summer or winter counts

Table 26: Resource Quality Objectives for ESTUARIES in priority Resource Units in the Integrated Unit of Analysis G15 Coastal

IUA Class	Quaternary Catchment	RU	Resource Name	Biophysical Node Name	TEC Component	Sub-component	Indicator	RQO Narrative	RQO Numeric																														
G15 Coastal	K30A	G15-E21	Maalgate Estuary	gxi6	B	Quantity	Flow	MMR/MAR (% Nat)	Maintain flow regime (small system needs most flows)	Months	80.3	Oct	79.1	Nov	74.5	Dec	73.4	Jan	71.3	Feb	80.5	Mar	82.1	Apr	82.7	May	85.9	Jun	84.3	Jul	83.7	Aug	81.9	Sep	79.3	Annual			
										MMR/MAR (% Nat)	Entire estuary and river inflow: DIN <100µg/l																												
						Quality	Nutrients	DIN	Inorganic nutrient concentrations not to exceed TPCs for macrophytes and microalgae	Entire estuary and river inflow: DIP <20 µg/l																													
								DIP																															
							Salinity	Salinity	Salinity distribution not to exceed TPCs for fish, invertebrates, macrophytes and microalgae	Average salinity >10																													
										System variables	Turbidity	Dissolved oxygen	<10 NTU in low flow season																										
													Enterococci	>5 mg/l																									
						Habitat	Pathogens	Escherichia coli	Concentrations of waterborne pathogens should be maintained in an Acceptable category for full contact recreation	≤185 Enterococci/100 ml (90 th percentile)																													
										Hydrodynamics	Mouth state	Maintain connectivity with marine environment at a level that ensures water quality and habitat remains suitable for biota typically found in the estuary	≤500 E. coli/100 ml (90 th percentile)																										
							Sediment	Sediment characteristics, Channel shape/size	Flood regime is sufficient to maintain natural bathymetry and sediment characteristics				Closed mouth state should not increase by >10% from established baseline																										
													Microalgae	Biomass and community composition of phytoplankton and benthic microalgae community	Maintain the composition and richness of phytoplankton and benthic microalgae groups and medium-low biomass	Channel shape/size, sediment grain size and organic matter must not change by >30% from established baseline																							
							Biota	Microalgae	Biomass and community composition of phytoplankton and benthic microalgae community	Maintain low/median phytoplankton/benthic microalgae biomass: phytoplankton not to exceed 3.5 µg/l (median), phytoplankton not to exceed 20 µg/l and/or cell density not to exceed 10 000 cells/ml (once-off); benthic microalgae not to exceed 23 mg/m ² (median); prevent formation of phytoplankton blooms	Maintain low/median phytoplankton/benthic microalgae biomass: phytoplankton not to exceed 3.5 µg/l (median), phytoplankton not to exceed 20 µg/l and/or cell density not to exceed 10 000 cells/ml (once-off); benthic microalgae not to exceed 23 mg/m ² (median); prevent formation of phytoplankton blooms																												
						Microalgae																																	

IUA Class	Quaternary Catchment	RU	Resource Name	Biophysical Node Name	TEC Component	Sub-component	Indicator	RQO Narrative	RQO Numeric																												
G15 Coastal	K30B	G15-E22	Gwaing Estuary	gxi7	B	Flow	MMR/MAR (% Nat)	Maintain flow regime (small system needs most flows)	<table><tr><th>Months</th><th>Oct</th><th>Nov</th><th>Dec</th><th>Jan</th><th>Feb</th><th>Mar</th><th>Apr</th><th>May</th><th>Jun</th><th>Jul</th><th>Aug</th><th>Sep</th><th>Annual</th></tr><tr><td>MMR/MAR (% Nat)</td><td>84.1</td><td>82.0</td><td>83.0</td><td>83.0</td><td>81.0</td><td>84.0</td><td>86.0</td><td>87.0</td><td>89.1</td><td>87.8</td><td>86.8</td><td>86.1</td><td>85.0</td></tr></table>	Months	Oct	Nov	Dec	Jan	Feb	Mar	Apr	May	Jun	Jul	Aug	Sep	Annual	MMR/MAR (% Nat)	84.1	82.0	83.0	83.0	81.0	84.0	86.0	87.0	89.1	87.8	86.8	86.1	85.0
								Months		Oct	Nov	Dec	Jan	Feb	Mar	Apr	May	Jun	Jul	Aug	Sep	Annual															
								MMR/MAR (% Nat)		84.1	82.0	83.0	83.0	81.0	84.0	86.0	87.0	89.1	87.8	86.8	86.1	85.0															
								Nutrients		DIN	Inorganic nutrient concentrations not to exceed TPCs for macrophytes and microalgae	Entire estuary and river inflow: DIN <100µg/l																									
										DIP	Salinity distribution not to exceed TPCs for fish, invertebrates, macrophytes and microalgae	Entire estuary and river inflow: DIP <20 µg/l																									
					Salinity	Average salinity >10																															
					System variables	Turbidity	System variables not to exceed TPCs for biota		<10 NTU in low flow season																												

IUA Class	Quaternary Catchment	RU	Resource Name	Biophysical Node Name	TEC Component	Sub-component	Indicator	RQO Narrative	RQO Numeric
						Pathogens	Enterococci	Concentrations of waterborne pathogens should be maintained in an Acceptable category for full contact recreation	≤185 Enterococci/100 ml) (90 th percentile)
						Hydrodynamics	Mouth state	Maintain connectivity with marine environment	≤500 E. coli/100 ml (90 th percentile)
					Habitat	Sediment	Sediment characteristics, Channel shape/size	Flood regime to maintain natural bathymetry and the sediment characteristics	Closed mouth state should not increase by >10% from established baseline
						Microalgae	Biomass and community composition of phytoplankton and benthic microalgae community	Maintain the composition and richness of phytoplankton and benthic microalgae groups and medium-low biomass	Channel shape/size, sediment grain size and organic matter must not change by >30% from established baseline
						Macrophytes	Extent, distribution and richness of macrophytes	Maintain extent, distribution and richness of macrophyte groups, limit colonisation/spread of the EFZ by alien species	Maintain low/median phytoplankton/benthic microalgae biomass: phytoplankton not to exceed 3.5 µg/l (median), phytoplankton not to exceed 20 µg/l and/or cell density not to exceed 10 000 cells/ml (once-off); benthic microalgae not to exceed 23 mg/m ² (median); prevent formation of phytoplankton blooms
					Biota	Invertebrates	Macrofauna community composition, abundance and richness	Maintain composition, richness and abundance of different groups of benthic macrofauna and zooplankton	Maintain distribution of macrophyte habitats; prevent the spread of reeds into open water; prevent an increase in nutrients and macroalgal blooms; prevent the spread of invasive trees (e.g. <i>Acacia</i> spp.) in the riparian zone
						Fish	Fish community composition, abundance and richness	Maintain composition, richness and abundance of different groups of fish, prevent colonisation/increase of alien species	Establish presence/absence of sand prawn <i>Callinectes kraussi</i> on sand banks in lower estuary, establish presence/absence of the copepod <i>Pseudodiaptomus hesslei</i> or estuarine congeneric in the zooplankton of the estuary, populations of these species should not deviate from average baselines (as determined in first three visits) by more 30%
									Maintain fish assemblage that includes at least 2 estuarine breeding species (Category I), 3 estuary dependent marine species (Category IIa & IIb) and 1 indigenous catadromous species (Category V); estuarine residents should dominate numerically, but the proportion of estuary dependent marine species (based on abundance) should not fall below 2%.

IUA Class	Quaternary Catchment	RU	Resource Name	Biophysical Node Name	TEC Component	Sub-component	Indicator	RQO Narrative	RQO Numeric																																																									
G15 Coastal	K30C	G15-E23	Kaaimans Estuary	gxi8	B	Birds	Avifauna community composition, abundance and richness	Maintain composition, richness and abundance of different avifauna groups	Maintain population of original groups of birds present on the estuary; number of birds in any group, other than species that are increasing regionally such as Egyptian geese, should not drop below the baseline median (determined by past data and or initial surveys) number of species and/or birds counted for three consecutive summer or winter counts																																																									
							Flow	MMR/MAR (% Nat)	Maintain flow regime (small system needs most flows)	<table><tr><td>Months</td><td>MMR/MAR (%)</td><td>70.9</td><td>Oct</td><td>74.5</td><td>Nov</td><td>74.7</td><td>Dec</td><td>70.7</td><td>Jan</td><td>70.4</td><td>Feb</td><td>72.8</td><td>Mar</td><td>72.3</td><td>Apr</td><td>73.7</td><td>May</td><td>69.5</td><td>Jun</td><td>67.3</td><td>Jul</td><td>74.1</td><td>Aug</td><td>73.8</td><td>Sep</td><td>72.5</td><td>Annual</td></tr><tr><td colspan="28">Entire estuary and river inflow: DIN <100µg/l</td></tr></table>	Months	MMR/MAR (%)	70.9	Oct	74.5	Nov	74.7	Dec	70.7	Jan	70.4	Feb	72.8	Mar	72.3	Apr	73.7	May	69.5	Jun	67.3	Jul	74.1	Aug	73.8	Sep	72.5	Annual	Entire estuary and river inflow: DIN <100µg/l																											
								Months	MMR/MAR (%)	70.9	Oct	74.5	Nov	74.7	Dec	70.7	Jan	70.4	Feb	72.8	Mar	72.3	Apr	73.7	May	69.5	Jun	67.3	Jul	74.1	Aug	73.8	Sep	72.5	Annual																															
						Entire estuary and river inflow: DIN <100µg/l																																																												
						Nutrients	DIN	Inorganic nutrient concentrations not to exceed TPCs for macrophytes and microalgae	Entire estuary and river inflow: DIP <20 µg/l																																																									
							DIP	Salinity distribution not to exceed TPCs for fish, invertebrates, macrophytes and microalgae	Average salinity >10																																																									
						Salinity	Salinity	Salinity	<10 NTU in low flow season																																																									
							System variables	Turbidity	System variables not to exceed TPCs for biota	>5 mg/l																																																								
								Dissolved oxygen																																																										
						Pathogens	Enterococci	Concentrations of waterborne pathogens should be maintained in an Acceptable category for full contact recreation	≤185 Enterococci/100 ml) (90 th percentile)																																																									
							Escherichia coli		≤500 E. coli/100 ml (90 th percentile)																																																									
							Mouth state	Maintain connectivity with marine environment at a level that ensures water quality and habitat remains suitable for biota typically found in the estuary	Estuary mouth permanently open																																																									
						Hydrodynamics	Tidal variation		Average tidal amplitude near the mouth during low flows (summer) must not change by >10% from established baseline.																																																									
							Sediment characteristics, Channel shape/size	Flood regime is sufficient to maintain natural bathymetry and sediment characteristics	Channel shape/size, sediment grain size and organic matter must not change by >30% from established baseline																																																									

UA Class	Quaternary Catchment	RU	Resource Name	Biophysical Node Name	TEC Component	Sub-component	Indicator	RQO Narrative	RQO Numeric												
								and macrophytes. Abstraction should not result in flow differing more than 5% from the present day (2017) keeping in mind the percentage nMAR to be maintained in the system (88.6%) to keep it in its ecological category.	MMR/MAR (% Nat)												
						Nutrients	DIN	Inorganic nutrient concentrations not to exceed TPCs for macrophytes and microalgae	River inflow, NOx-N not to exceed 50 µg/l over two consecutive months, NH3-N not to exceed 10 µg/l over two consecutive months; Estuary: Average NOx-N <50 µg/l, no single measure >100 µg/l, average NH3-N <10 µg/l, no single measure >100 µg/l; Lakes: average NOx-N <50 µg/l, no single measure >100 µg/l, average NH3-N <20 µg/l												
							DIP		River inflow, PO ₄ -P not to exceed 10 µg/l over two consecutive months; Estuary: average PO ₄ -P <10 µg/l, no single sample >50 µg/l ; Lakes: average PO ₄ -P <20 µg/l												
					Quality	Salinity	Salinity	Salinity distribution not to exceed TPCs for fish, invertebrates, macrophytes and microalgae	Estuary in the closed state: average salinity in Zone A < 12, average salinity in Zone B: < 10, average salinity in Zone C < 5; Lakes average salinity +2 from baseline (2013) and variability should not increase as below: Serpentine: 12 ± 10, Eilandvlei: 8 ± 5 , Langvlei: 10 ±4 , Rondevlei: 11 ±6												
											Average <5 NTU (low flow) throughout	>5 mg/l throughout									
						System variables	pH	Dissolved oxygen	System variables not to exceed TPCs for biota	River inflow: 6.0 < pH < 7.0 (Touw), 7.0 < pH < 8.0 (Duiwe), Estuary: 7.0 < pH > 8.5, Lakes: 7.5 < pH < 9											
										Enterococci	Concentrations of waterborne pathogens should be maintained in an Acceptable category for full contact recreation	≤185 Enterococci/100 ml) (90 th percentile)									
					Pathogens	Escherichia coli	Escherichia coli		≤500 E. coli/100 ml (90 th percentile)												
					Habitat	Hydrodynamics	Mouth state	Maintain connectivity with marine environment at a level that ensures water quality and habitat remains suitable for biota typically found in the estuary	Closed mouth state should not increase by >10% from established baseline												

IUA Class	Quaternary Catchment	RU Name	Resource Name	Biophysical Node Name	TEC Component	Sub-component	Indicator	RQO Narrative	RQO Numeric
						Sediment	Sediment characteristics, Channel shape/size	Flood regime is sufficient to maintain natural bathymetry and sediment characteristics	Channel shape/size, sediment grain size and organic matter must not change by >30% from established baseline
						Microalgae	Biomass and community composition of phytoplankton and benthic microalgae community	Maintain the composition and richness of phytoplankton and benthic microalgae groups and medium-low biomass	Maintain low/median phytoplankton/benthic microalgae biomass: phytoplankton not to exceed 3.5 µg/l (median), phytoplankton not to exceed 20 µg/l and/or cell density not to exceed 10 000 cells/ml (once-off); benthic microalgae not to exceed 23 mg/m ² (median); prevent formation of phytoplankton blooms caused by anthropogenic eutrophication
						Macrophytes	Extent, distribution and richness of macrophytes	Have no further loss to extent, distribution and richness of macrophyte groups, limit colonisation/spread of the EFZ by alien species	Have no further loss to the present area (2014) covered by the macrophyte habitats; have no further loss to the distribution of sensitive macrophyte habitats (e.g. salt marsh, submerged macrophytes); control/eliminate invasive plants; prevent the spread of reeds into open water that results in loss of sandbank areas and has a negative impact on biota and hydrological processes
						Invertebrates	Macrofauna community composition, abundance and richness	Maintain composition, richness and abundance of different groups of benthic macrofauna and zooplankton	Maintain presence of sand prawn <i>Callichirus kraussi</i> on sand banks in lower Touw Estuary; maintain rich populations of the benthic amphipod <i>Grandidierella ignorum</i> throughout the lakes and estuary
					Biota	Fish	Fish community composition, abundance and richness	Maintain composition, richness and abundance of different groups of fish, prevent colonisation/increase of alien species	Fish assemblage should comprise the 5 estuarine association categories in similar proportions (diversity and abundance) to that under the reference (see 2015 EWR report); numerically assemblage should comprise: Ia estuarine residents (50-80% of total abundance), Ib marine and estuarine breeders (10-20%), IIa obligate estuarine-dependent (10-20%), IIb estuarine associated species (5-15%), IIc marine opportunists (20-80%), III marine vagrants (not more than 5%), IV indigenous fish (1-5%), V catadromous species (1-5%); Category Ia species should contain viable populations of at least 4 species (<i>G. aestuaria</i> , <i>Hyporhamphus capensis</i> , <i>Omobranchus woodii</i>); Category IIa obligate dependents should be well represented by large exploited species (<i>A. japonicus</i> , <i>L. lithognathus</i> , <i>P. commersonii</i> , <i>Lichia amia</i>); REI species dominated by both <i>Myxus capensis</i> and <i>G. aestuaria</i>

UA Class	Quaternary Catchment	RU	Resource Name	Biophysical Node Name	TEC Component	Sub-component	Indicator	RQO Narrative	RQO Numeric																														
						Birds	Avifauna community composition, abundance and richness	Maintain composition, richness and abundance of different avifauna groups	The estuarine lake system should contain a diverse avifaunal community that includes representatives of all the original groups, and that sustains the populations that meet RAMSAR requirements; numbers of waterbirds on the entire system, other than those that have or are increasing regionally such as Egyptian Goose, should not drop below 40 species or below 3000 birds for three consecutive counts																														
					Quantity	Flow	MMR/MAR (% Nat)	Maintain a flow regime to create the required habitat for birds, fish, macrophytes, microalgae and water quality	<table><tr><td>Months</td><td>MMR/MAR (% Nat)</td><td>Oct</td><td>Nov</td><td>Dec</td><td>Jan</td><td>Feb</td><td>Mar</td><td>Apr</td><td>May</td><td>Jun</td><td>Jul</td><td>Aug</td><td>Sep</td><td>Annual</td></tr><tr><td></td><td></td><td>88.6</td><td>87.0</td><td>80.9</td><td>78.7</td><td>81.0</td><td>86.0</td><td>86.0</td><td>88.0</td><td>88.0</td><td>88.4</td><td>90.0</td><td>90.0</td><td>88.6</td></tr></table>	Months	MMR/MAR (% Nat)	Oct	Nov	Dec	Jan	Feb	Mar	Apr	May	Jun	Jul	Aug	Sep	Annual			88.6	87.0	80.9	78.7	81.0	86.0	86.0	88.0	88.0	88.4	90.0	90.0	88.6
Months	MMR/MAR (% Nat)	Oct	Nov	Dec	Jan	Feb	Mar	Apr	May	Jun	Jul	Aug	Sep	Annual																									
		88.6	87.0	80.9	78.7	81.0	86.0	86.0	88.0	88.0	88.4	90.0	90.0	88.6																									
						Nutrients	DIN	Inorganic nutrient concentrations not to exceed TPCs for macrophytes and microalgae	River inflow, NOx-N not to exceed 50 µg/l over two consecutive months, NH3-N not to exceed 10 µg/l over two consecutive months; Estuary: Average NOx-N <50 µg/l, no single measure >100 µg/l, average NH3-N <10 µg/l, no single measure >100 µg/l; Lake: average NOx-N <50 µg/l, no single measure >100 µg/l, average NH3-N <20 µg/l																														
G15 Coastal	K40D	G15-E25	Swartvlei Estuary	gx10	B		DIP		River inflow, PO4-P not to exceed 10 µg/l over two consecutive months; Estuary: average PO4-P <10 µg/l, no single sample >50 µg/l; Lakes: average PO4-P <20 µg/l																														
					Quality	Salinity	Salinity	Salinity distribution not to exceed TPCs for fish, invertebrates, macrophytes and microalgae	Estuary in the closed state: average salinity <12; Lake average salinity +2 from baseline (2013)																														
						System variables	Turbidity	System variables (temperature, pH, turbidity, dissolved oxygen, suspended solids and turbidity) not to exceed TPCs for biota	Average <5 NTU (low flow) throughout																														
							Dissolved oxygen		>5 mg/l throughout																														
							pH		River inflow: 6.0 < pH < 7.0, Estuary: 6.0 < pH < 8.5, Lake: 7.0 < pH < 8.5																														
						Pathogens	Enterococci	Concentrations of waterborne pathogens should be maintained in an Acceptable category for full contact recreation	≤185 Enterococci/100 ml) (90th percentile)																														
							Escherichia coli		≤500 E. coli/100 ml (90th percentile)																														

CONTINUES ON PAGE 386 - PART 4



Government Gazette Staatskoerant

REPUBLIC OF SOUTH AFRICA
REPUBLIEK VAN SUID AFRIKA

Vol. 641

23 November 2018
November

No. 42053

PART 4 OF 5

N.B. The Government Printing Works will not be held responsible for the quality of "Hard Copies" or "Electronic Files" submitted for publication purposes

ISSN 1682-5843



42053



AIDS HELPLINE: 0800-0123-22 Prevention is the cure

IUA Class	Quaternary Catchment	RU	Resource Name	Biophysical Node Name	TEC Component	Sub-component	Indicator	RQO Narrative	RQO Numeric
					Habitat	Hydrodynamics	Mouth state	Maintain connectivity with marine environment at a level that ensures water quality and habitat remains suitable for biota typically found in the estuary	Closed mouth state should not increase by >10% from established baseline
						Sediment	Sediment characteristics, Channel shape/size	Flood regime is sufficient to maintain natural bathymetry and sediment characteristics	Channel shape/size, sediment grain size and organic matter must not change by >30% from established baseline
					Biota	Microalgae	Biomass and community composition of phytoplankton and benthic microalgae community	Maintain the composition and richness of phytoplankton and benthic microalgae groups and medium-low biomass	Maintain low/median phytoplankton/benthic microalgae biomass: phytoplankton not to exceed 3.5 µg/l (median), phytoplankton not to exceed 20 µg/l and/or cell density not to exceed 10 000 cells/ml (once-off); benthic microalgae not to exceed 23 mg/m2 (median); prevent formation of phytoplankton blooms
						Macrophytes	Extent, distribution and richness of macrophytes	No further loss to extent, distribution and richness of macrophyte groups, limit colonisation/spread of the EFZ by alien species	No further loss to the present area (2014) covered by the macrophyte habitats; no further loss to the distribution of sensitive macrophyte habitats (e.g. salt marsh, submerged macrophytes); control/eliminate invasive plants; prevent the spread of reeds into open water that results in loss of sandbank areas and has a negative impact on biota and hydrological processes
						Invertebrates	Macrofauna community composition, abundance and richness	Maintain composition, richness and abundance of different groups of benthic macrofauna and zooplankton	Maintain presence of sand prawn <i>Callichirus kraussi</i> on sand banks in lower Touw Estuary; maintain rich populations of the benthic amphipod <i>Grandierella lignorum</i> throughout the lakes and estuary

IUA Class	Quaternary Catchment	RU	Resource Name	Biophysical Node Name	TEC Component	Sub-component	Indicator	RQO Narrative	RQO Numeric
G15 Coastal	K40E	G15-E26	Goukamma Estuary	gx11	B	Flow	MMR/MAR (% Nat)	Maintain flow regime	<p>Fish assemblage should comprise the 5 estuarine association categories in similar proportions (diversity and abundance) to that under the reference (see 2015 EWR report); numerically assemblage should comprise: Ia estuarine residents (50-80% of total abundance), Ib marine and estuarine breeders (10-20%), IIa obligate estuarine-dependent (10-20%), IIb estuarine associated species (5-15%), IIc marine opportunists (20-80%), III marine vagrants (not more than 5%), IV indigenous fish (1-5%), V catadromous species (1-5%); Category Ia species should contain viable populations of at least 4 species (<i>G. aestuaria</i>, <i>Hyporhamphus capensis</i>, <i>Omobranchus woodii</i>); Category IIa obligate dependents should be well represented by large exploited species (<i>A. japonicus</i>, <i>L. lithognathus</i>, <i>P. commersonii</i>, <i>Lichia amia</i>); REI species dominated by both <i>Myxus capensis</i> and <i>G. aestuaria</i></p>
G15 Coastal	K40E	G15-E26	Goukamma Estuary	gx11	B	Nutrients	DIN	Inorganic nutrient concentrations not to exceed TPCs for macrophytes and microalgae	<p>The estuarine lake system should contain a diverse avifaunal community that includes representatives of all the original groups, and that sustains the populations for which the system has acquired RAMSAR status; numbers of waterbirds on the entire system, other than those that have or are increasing regionally such as Egyptian Goose, should not drop below 40 species or below 1500 birds for three consecutive counts</p>
G15 Coastal	K40E	G15-E26	Goukamma Estuary	gx11	B	Quality	DIP	Salinity distribution not to exceed TPCs for fish, invertebrates, macrophytes and microalgae	<p>DIN not > 100 µg/L once-off.</p> <p>DIP not > 20 µg/L once-off.</p>
G15 Coastal	K40E	G15-E26	Goukamma Estuary	gx11	B	System	Turbidity	System variables not to	<p>Turbidity > 10 NTU in low flow</p>

IUA Class	Quaternary Catchment	RU	Resource Name	Biophysical Node Name	TEC Component	Sub-component	Indicator	RQO Narrative	RQO Numeric
						variables	Dissolved oxygen	exceed TPCs for biota	>5 mg/L in estuary.
						Pathogens	Enterococci	Concentrations of waterborne pathogens should be maintained in an acceptable category for full contact recreation	≤185 Enterococci/100 ml (90 th percentile)
							Escherichia coli		≤500 E. coli/100 ml (90 th percentile)
							Mouth state	Maintain connectivity with marine environment at a level that ensures water quality and habitat remains suitable for biota typically found in the estuary	Estuary mouth permanently open
						Hydrodynamics	Tidal variation		Average tidal amplitude near the mouth during low flows (summer) must not change by >10% from established baseline.
					Habitat	Sediment	Sediment characteristics, Channel shape/size	Flood regime is sufficient to maintain natural bathymetry and sediment characteristics	Channel shape/size, sediment grain size and organic matter must not change by >30% from established baseline
						Microalgae	Biomass and community composition of phytoplankton and benthic microalgae community	Maintain the composition and richness of phytoplankton and benthic microalgae groups and medium-low biomass	Maintain median phytoplankton/benthic microalgae biomass: phytoplankton not > 1.0 µg/L (median), benthic microalgae not > 11 mg/m ² (median); Phytoplankton not > 20 µg/L and/or cell density not >10 000 cells/ml (once-off); Prevent formation of phytoplankton blooms
					Biota	Macrophytes	Extent, distribution and richness of macrophytes	Maintain extent, distribution and richness of macrophyte groups, limit colonisation/spread of the EFZ by alien species	Maintain distribution of macrophyte habitats; prevent the spread of invasive trees (e.g. <i>Acacia</i> spp.) in the riparian zone.
						Invertebrates	Macrofauna community composition, abundance and richness	Maintain composition, richness and abundance of different groups of benthic macrofauna and zooplankton	Establish presence/absence of sand prawn <i>Callinectes kraussi</i> on sand banks in lower estuary, establish presence/absence of the copepod <i>Pseudodiaptomus hessi</i> or estuarine congeneric in the zooplankton of the estuary, populations of these species should not deviate from average baselines (as determined in first three visits) by more 30%

IUA Class	Quaternary Catchment	RU	Resource Name	Biophysical Node Name	TEC Component	Sub-component	Indicator	RQO Narrative	RQO Numeric
G15 Coastal	K50B	G15-E27	Knysna Estuary	gxi12	B	Fish	Fish community composition, abundance and richness	Maintain composition, richness and abundance of different groups of fish, prevent colonisation/increase of alien species	Fish assemblage should comprise the 5 estuarine association categories in similar proportions (diversity and abundance) to that under the reference (see 2015 EWR report); numerically assemblage should comprise: Ia estuarine residents (50-80% of total abundance), Ib marine and estuarine breeders (10-20%), IIa obligate estuarine-dependent (10-20%), IIb estuarine associated species (5-15%), IIc marine opportunists (20-80%), III marine vagrants (not more than 5%), IV indigenous fish (1-5%), V catadromous species (1-5%); Category Ia species should contain viable populations of at least 4 species; Category IIa obligate dependents should be well represented by large exploited species
						Birds	Avifauna community composition, abundance and richness	Maintain composition, richness and abundance of different avifauna groups	Maintain population of original groups of birds present on the estuary; number of birds in any group, other than species that are increasing regionally such as Egyptian geese, should not drop below the baseline median (determined by past data and or initial surveys) number of species and/or birds counted for three consecutive summer or winter counts
					Quantity	Flow	MMR/MAR (% Nat)	Maintain flow regime as close to natural as possible	Months MMR/MAR (% Nat)
						Nutrients	DIN	Inorganic nutrient concentrations not to exceed TPCs for macrophytes and microalgae	Oct 87.5 Nov 87.6 Dec 82.7 Jan 83.9 Feb 86.1 Mar 82.5 Apr 84.7 May 87.1 Jun 87.5 Jul 86.8 Aug 86.3 Sep 90.5 Annual 86.8
					Quality	Salinity	Salinity	Salinity distribution not to exceed TPCs for fish, invertebrates, macrophytes and microalgae	DIP not > 20 µg/L once-off.
						System variables	Turbidity Dissolved oxygen	System variables not to exceed TPCs for biota	
					Pathogens	Enterococci	Enterococci	Concentrations of	Turbidity > 10 NTU in low flow > 5 mg/L in estuary. ≤ 185 Enterococci/100 ml (90 th percentile)

IUA Class	Quaternary Catchment	RU	Resource Name	Biophysical Node Name	TEC Component	Sub-component	Indicator	RQO Narrative	RQO Numeric
							<i>Escherichia coli</i>	waterborne pathogens should be maintained in an Acceptable category for full contact recreation	≤500 <i>E. coli</i> /100 ml (90 th percentile)
							Mouth state	Maintain connectivity with marine environment at a level that ensures water quality and habitat remains suitable for biota typically found in the estuary	Estuary mouth permanently open
						Hydrodynamics	Tidal variation		Average tidal amplitude near the mouth during low flows (summer) must not change by >10% from established baseline.
					Habitat	Sediment	Sediment characteristics, Channel shape/size	Flood regime is sufficient to maintain natural bathymetry and sediment characteristics	Channel shape/size, sediment grain size and organic matter must not change by >30% from established baseline
						Microalgae	Biomass and community composition of phytoplankton and benthic microalgae community	Maintain the composition and richness of phytoplankton and benthic microalgae groups and medium-low biomass	Maintain low/median phytoplankton/benthic microalgae biomass: phytoplankton not to exceed 3.5 µg/l (median), phytoplankton not to exceed 20 µg/l and/or cell density not to exceed 10 000 cells/ml (once-off); benthic microalgae not to exceed 23 mg/m ² (median); prevent formation of phytoplankton blooms
						Macrophytes	Extent, distribution and richness of macrophytes	No further loss to extent, distribution and richness of macrophyte groups, limit colonisation/spread of the EFZ by alien species	No further loss to the present area (2014) covered by the macrophyte habitats; no further loss to the distribution of sensitive macrophyte habitats (e.g. salt marsh, submerged macrophytes); control/eliminate invasive plants
					Biota	Invertebrates	Macrofauna community composition, abundance and richness	Maintain composition, richness and abundance of different groups of benthic macrofauna and zooplankton	Maintain rich populations of the mudprawn <i>Upogebia africana</i> on mudbanks in the middle estuary (Zones A and B); mudprawn density should not deviate from average baseline levels by more than 25% in each season; maintain rich invertebrate communities associated with the REI zone in the upper estuary (zooplankton and benthos); the dominant species in the zone (zooplankton and benthos) should not deviate from average baseline levels by more than 40% in each season

IUA Class	Quaternary Catchment	RU	Resource Name	Biophysical Node Name	TEC Component	Sub-component	Indicator	RQO Narrative	RQO Numeric
G15 Coastal	K60G	G15-E28	Noetsie Estuary	gx13	B	Fish	Fish community composition, abundance and richness	Maintain composition, richness and abundance of different groups of fish, prevent colonisation/increase of alien species	Fish assemblage should comprise the 5 estuarine association categories in similar proportions (diversity and abundance) to that under the reference (see 2015 EWR report); numerically assemblage should comprise: Ia estuarine residents (50-80% of total abundance), Ib marine and estuarine breeders (10-20%), IIa obligate estuarine-dependent (10-20%), IIb estuarine associated species (5-15%), IIc marine opportunists (20-80%), III marine vagrants (not more than 5%), IV indigenous fish (1-5%), V catadromous species (1-5%); Category Ia species should contain viable populations of at least 4 species; Category IIa obligate dependents should be well represented by large exploited species; REI species dominated by both <i>Myxus capensis</i> and <i>G. aestuaria</i>
						Birds	Avifauna community composition, abundance and richness	Maintain composition, richness and abundance of different avifauna groups	Estuary should contain a diverse avifaunal community that includes representatives of all the original groups. Saltmarsh/wetlands in the floodplain should be rich in birdlife. Intertidal areas should have a good density and diversity of both larger and smaller waders; numbers of waterbirds on the entire system should not drop below 35 species or below 2000 birds for three consecutive counts
					Quantity	Flow	MMR/MAR (% Nat)	Maintain flow regime (small system needs most flows)	Months MMR/MAR (% Nat) 93.5 Oct 93.4 Nov 90.7 Dec 87.1 Jan 89.5 Feb 89.8 Mar 92.1 Apr 94.0 May 93.0 Jun 92.8 Jul 94.3 Aug 94.3 Sep 92.5 Annual
						Nutrients	DIN	Inorganic nutrient concentrations not to exceed TPCs for macrophytes and microalgae	DIN not >100 µg/L once-off.
					Quality	Salinity	Salinity	Salinity distribution not to exceed TPCs for fish, invertebrates, macrophytes and microalgae	DIP not > 20 µg/L once-off.
								10 < Salinity <40	
						System variables	Turbidity Dissolved oxygen	System variables not to exceed TPCs for biota	
						Pathogens	Enterococci	Concentrations of	>5 mg/L in estuary. ≤185 Enterococci/100 ml (90 th percentile)

IUA Class	Quaternary Catchment	RU	Resource Name	Biophysical Node Name	TEC Component	Sub-component	Indicator	RQO Narrative	RQO Numeric
							Escherichia coli	waterborne pathogens should be maintained in an Acceptable category for full contact recreation	≤500 E. coli/100 ml (90 th percentile)
					Habitat	Hydrodynamics	Mouth state	Maintain connectivity with marine environment at a level that ensures water quality and habitat remains suitable for biota typically found in the estuary	Closed mouth state should not increase by > 10% from established baseline
						Sediment	Sediment characteristics, Channel shape/size	Flood regime is sufficient to maintain natural bathymetry and sediment characteristics	Channel shape/size, sediment grain size and organic matter must not change by >30% from established baseline
					Biota	Microalgae	Biomass and community composition of phytoplankton and benthic microalgae community	Maintain the composition and richness of phytoplankton and benthic microalgae groups and medium-low biomass	Maintain median phytoplankton/benthic microalgae biomass: phytoplankton not > 1.0 µg/L (median); benthic microalgae not > 11 mg/m ² (median); Phytoplankton not > 20 µg/L and/or cell density not > 10 000 cells/ml (once-off); Prevent formation of phytoplankton blooms
						Macrophytes	Extent, distribution and richness of macrophytes	Maintain extent, distribution and richness of macrophyte groups, limit colonisation/spread of the EFZ by alien species	Maintain distribution of macrophyte habitats; prevent an increase in nutrient input leading to macroalgal blooms; control the spread of invasive plants in the riparian zone
						Invertebrates	Macrofauna community composition, abundance and richness	Maintain composition, richness and abundance of different groups of benthic macrofauna and zooplankton	Establish presence/absence of sand prawn <i>Callinectes kraussi</i> on sand banks in lower estuary, establish presence/absence of the copepod <i>Pseudodiaptomus hessei</i> or estuarine congeneric in the zooplankton of the estuary, populations of these species should not deviate from average baselines (as determined in first three visits) by more 30%

IUA Class	Quaternary Catchment	RU	Resource Name	Biophysical Node Name	TEC Component	Sub-component	Indicator	RQO Narrative	RQO Numeric
G15 Coastal	K60G	G15-E29	Piesang Estuary	gx14	C	Fish	Fish community composition, abundance and richness	Maintain composition, richness and abundance of different groups of fish, prevent colonisation/increase of alien species	Fish assemblage should comprise the 5 estuarine association categories in similar proportions (diversity and abundance) to that under the reference (see 2015 EWR report); numerically assemblage should comprise: Ia estuarine residents (50-80% of total abundance), Ib marine and estuarine breeders (10-20%), IIa obligate estuarine-dependent (10-20%), IIb estuarine associated species (5-15%), IIc marine opportunists (20-80%), III marine vagrants (not more than 5%), IV indigenous fish (1-5%), V catadromous species (1-5%); Category Ia species should contain viable populations of at least 4 species; Category IIa obligate dependents should be well represented by large exploited species; REI species dominated by both <i>Myxus capensis</i> and <i>G. aestuaria</i>
						Birds	Avifauna community composition, abundance and richness	Maintain composition, richness and abundance of different avifauna groups	Maintain population of original groups of birds present on the estuary; number of birds in any group, other than species that are increasing regionally such as Egyptian geese, should not drop below the baseline median (determined by past data and or initial surveys) number of species and/or birds counted for three consecutive summer or winter counts
					Quantity	Flow	MMR/MAR (% Nat)	Maintain at least present-day base flows	Months MMR/MAR (% Nat)
						Nutrients	DIN	Inorganic nutrient concentrations not to exceed TPCs for macrophytes and microalgae	71.4 Oct 77.2 Nov 69.5 Dec 68.8 Jan 63.6 Feb 69.2 Mar 70.9 Apr 81.5 May 68.1 Jun 66.8 Jul 74.7 Aug 86.1 Sep 73.8 Annual
					Quality	Salinity	Salinity	Salinity distribution not to exceed TPCs for fish, invertebrates, macrophytes and microalgae	DIN not >100 µg/L once-off. DIP not > 20 µg/L once-off.
						System variables	Turbidity Dissolved oxygen	System variables not to exceed TPCs for biota	5 < Salinity <40 >10 NTU in low flow >5 mg/L in estuary.
						Pathogens	Enterococci	Concentrations of	≤185 Enterococci/100 ml (90 th percentile)

IUA Class	Quaternary Catchment	RU	Resource Name	Biophysical Node Name	TEC Component	Sub-component	Indicator	RQO Narrative	RQO Numeric
							Escherichia coli	waterborne pathogens should be maintained in an Acceptable category for full contact recreation	≤500 E. coli/100 ml (90 th percentile)
					Habitat	Hydrodynamics	Mouth state	Maintain connectivity with marine environment at a level that ensures water quality and habitat remains suitable for biota typically found in the estuary	Closed mouth state should not increase by >10% from established baseline
						Sediment	Sediment characteristics, Channel shape/size	Flood regime is sufficient to maintain natural bathymetry and sediment characteristics	Channel shape/size, sediment grain size and organic matter must not change by >30% from established baseline
					Biota	Microalgae	Biomass and community composition of phytoplankton and benthic microalgae community	Maintain the composition and richness of phytoplankton and benthic microalgae groups and medium-low biomass	Maintain low/median phytoplankton/benthic microalgae biomass: phytoplankton not to exceed 3.5 µg/l (median), phytoplankton not to exceed 20 µg/l and/or cell density not to exceed 10 000 cells/ml (once-off); benthic microalgae not to exceed 23 mg/m ² (median); prevent formation of phytoplankton blooms
						Macrophytes	Extent, distribution and richness of macrophytes	Maintain extent, distribution and richness of macrophyte groups, limit colonisation/spread of the EFZ by alien species	Maintain distribution of macrophyte habitats (reeds and sedges currently cover 3.14 ha, submerged macrophytes and salt marsh present); prevent the spread of reeds into open water; prevent an increase in nutrients and macroalgal blooms; prevent the spread of invasive trees (e.g. <i>Acacia</i> spp.) in the riparian zone
						Invertebrates	Macrofauna community composition, abundance and richness	Maintain composition, richness and abundance of different groups of benthic macrofauna and zooplankton	Establish presence/absence of sand prawn <i>Callinectes kraussi</i> on sand banks in lower estuary, establish presence/absence of the copepod <i>Pseudodiaptomus hessei</i> or estuarine congeneric in the zooplankton of the estuary, populations of these species should not deviate from average baselines (as determined in first three visits) by more 30%

IUA Class	Quaternary Catchment	RU	Resource Name	Biophysical Node Name	TEC Component	Sub-component	Indicator	RQO Narrative	RQO Numeric
						Fish	Fish community composition, abundance and richness	Maintain composition, richness and abundance of different groups of fish, prevent colonisation/increase of alien species	Fish assemblage should comprise the 5 estuarine association categories in similar proportions (diversity and abundance) to that under the reference (see 2015 EWR report); numerically assemblage should comprise: Ia estuarine residents (50-80% of total abundance), Ib marine and estuarine breeders (10-20%), IIa obligate estuarine-dependent (10-20%), IIb estuarine associated species (5-15%), IIc marine opportunists (20-80%), III marine vagrants (not more than 5%), IV indigenous fish (1-5%), V catadromous species (1-5%); Category Ia species should contain viable populations of at least 4 species; Category IIa obligate dependents should be well represented by large exploited species
						Birds	Avifauna community composition, abundance and richness	Maintain composition, richness and abundance of different avifauna groups	Maintain population of original groups of birds present on the estuary; number of birds in any group, other than species that are increasing regionally such as Egyptian geese, should not drop below the baseline median (determined by past data and or initial surveys) number of species and/or birds counted for three consecutive summer or winter counts
G15 Coastal	K60G	G15-E30	Keurbooms Estuary	gxi15	Quantity	Flow	MMR/MAR (% Nat)	Maintain flow regime as close to natural as possible	Months Oct Nov Dec Jan Feb Mar Apr May Jun Jul Aug Sep Annual 90.0 90.5 88.8 88.8 83.0 85.5 89.3 92.0 92.3 91.8 92.8 91.8 90.0
						Nutrients	DIN	Inorganic nutrient concentrations not to exceed TPCs for macrophytes and microalgae	DIN not >100 µg/L once-off.
					Quality	Salinity	Salinity	Salinity distribution not to exceed TPCs for fish, invertebrates, macrophytes and microalgae	DIP not >20 µg/L once-off.
						System variables	Turbidity Dissolved oxygen	System variables not to exceed TPCs for biota	Average salinity >10 at the top of the estuary in the Keurbooms and/or Bitou Arm, average salinity >20 along the length of the system >10 NTU in low flow
					Pathogens	Enterococci	Enterococci	Concentrations of	>5 mg/L in estuary. ≤185 Enterococci/100 ml (90 th percentile)

IUA Class	Quaternary Catchment	RU	Resource Name	Biophysical Node Name	TEC Component	Sub-component	Indicator	RQO Narrative	RQO Numeric
							Escherichia coli	waterborne pathogens should be maintained in an Acceptable category for full contact recreation	≤500 E. coli/100 ml (90 th percentile)
							Mouth state	Maintain connectivity with marine environment at a level that ensures water quality and habitat remains suitable for biota typically found in the estuary	Estuary mouth permanently open
						Hydrodynamics	Tidal variation	Flood regime is sufficient to maintain natural bathymetry and sediment characteristics	Average tidal amplitude near the mouth during low flows (summer) must not change by >10% from established baseline.
						Sediment	Sediment characteristics, Channel shape/size	Flood regime to maintain natural bathymetry and the sediment characteristics	Channel shape/size, sediment grain size and organic matter must not change by >30% from established baseline
						Microalgae	Biomass and composition of phytoplankton and benthic microalgae community	Maintain the composition and richness of phytoplankton and benthic microalgae groups and medium-low biomass	Maintain low/median phytoplankton/benthic microalgae biomass: phytoplankton not to exceed 3.5 µg/l (median), phytoplankton not to exceed 20 µg/l and/or cell density not to exceed 10 000 cells/ml (once-off); benthic microalgae not to exceed 23 mg/m ² (median); prevent formation of phytoplankton blooms
						Macrophytes	Extent, distribution and richness of macrophytes	Maintain extent, distribution and richness of macrophyte groups, limit colonisation/spread of the EFZ by alien species	Maintain the distribution of sensitive macrophyte habitats (e.g. salt marsh, submerged macrophytes, reeds and sedges) (of special importance are the submerged macrophytes in the Bitou Arms as habitat for the endangered seahorses <i>H. capensis</i>); rehabilitate the Bitou wetlands by removing weirs, berms, old bridges; limit the spread of invasive plants; maintain the integrity of the riparian zone
						Invertebrates	Macrofauna community composition, abundance and richness	Maintain composition, richness and abundance of different groups of benthic macrofauna and zooplankton	Maintain high biomass and diversity of benthic invertebrates in the lagoon area in the lower estuary; maintain rich invertebrate communities associated with the REI zone in the upper estuary (zooplankton and benthos).

IUA Class	Quaternary Catchment	RU	Resource Name	Biophysical Node Name	TEC Component	Sub-component	Indicator	RQO Narrative	RQO Numeric		
G15 Coastal	K70A	G15-E31	Matjies Estuary	gxi16	C	Fish	Fish community composition, abundance and richness	Maintain composition, richness and abundance of different groups of fish, prevent colonisation/increase of alien species	Fish assemblage should comprise the 5 estuarine association categories in similar proportions (diversity and abundance) to that under the reference (see 2015 EWR report); numerically assemblage should comprise: Ia estuarine residents (50-80% of total abundance), Ib marine and estuarine breeders (10-20%), IIa obligate estuarine-dependent (10-20%), IIb estuarine associated species (5-15%), IIc marine opportunists (20-80%), IV III marine vagrants (not more than 5%), V indigenous fish (1-5%), V catadromous species (1-5%); Category Ia species should contain viable populations of at least 4 species ; Category IIa obligate dependents should be well represented by large exploited species		
									Birds	Avifauna community composition, abundance and richness	Maintain composition, richness and abundance of different avifauna groups
						Flow	MMR/MAR (% Nat)	Maintain flow regime (small system needs most flows)	MMR/MAR (% Nat)	MMR/MAR (% Nat)	73.9 73.8 69.1 68.0 65.0 67.9 67.9 68.4 65.8 66.8 71.6 74.1 70.5
						G15 Coastal	K70A	G15-E31	Matjies Estuary	gxi16	C
DIP	Salinity distribution not to exceed TPCs for fish, invertebrates, macrophytes and microalgae	DIP not >20 µg/L once-off.									
Quality	Salinity	Salinity	Average Salinity > 20 for more than 20% of the time (indicative of flow reduction), average Salinity < 5 for more than 20% of the time (indicative of extended closure).	Average Salinity > 20 for more than 20% of the time (indicative of flow reduction), average Salinity < 5 for more than 20% of the time (indicative of extended closure).							
	System variables	Turbidity	System variables not to exceed TPCs for biota	>10 NTU in low flow	>10 NTU in low flow						
G15 Coastal	K70A	G15-E31	Matjies Estuary	gxi16	C	Pathogens	Enterococci	Concentrations of	<185 Enterococci/100 ml (90 th percentile)		

106

UA Class	Quaternary Catchment	RU	Resource Name	Biophysical Node Name	TEC Component	Sub-component	Indicator	RQO Narrative	RQO Numeric																							
G15 Coastal	K70A	G15-E32	Sout (Oos) Estuary	gxi17	A	Birds	Avifauna community composition, abundance and richness	Maintain composition, richness and abundance of different avifauna groups	Maintain population of original groups of birds present on the estuary; number of birds in any group, other than species that are increasing regionally such as Egyptian geese, should not drop below the baseline median (determined by past data and/or initial surveys) number of species and/or birds counted for three consecutive summer or winter counts																							
									Flow	MMR/MAR (% Nat)	Maintain flow regime (small system needs most flows)	Months																				
												MMR/MAR (%) Nat)	Oct	86.7	Nov	86.8	Dec	86.0	Jan	83.2	Feb	81.7	Mar	83.1	Apr	84.2	May	86.1	Jun	85.6	Jul	84.6
						Nutrients	DIN	Inorganic nutrient concentrations not to exceed TPCs for macrophytes and microalgae	DIN not >100 µg/L once-off.																							
										DIP	DIP not >20 µg/L once-off.																					
							Salinity	Salinity	Salinity distribution not to exceed TPCs for fish, invertebrates, macrophytes and microalgae	Average salinity <10 at the head of the estuary (expected average range 5 - 10 for most of the system)																						
						System variables	Turbidity	System variables not to exceed TPCs for biota	>10 NTU in low flow																							
							Dissolved oxygen	>5 mg/L in estuary.																								
						Pathogens	Enterococci	Concentrations of waterborne pathogens should be maintained in an Acceptable category for full contact recreation	≤185 Enterococci/100 ml) (90 th percentile)																							
							Escherichia coli	≤500 E. coli/100 ml (90 th percentile)																								
Habitat	Hydrodynamics	Mouth state	Maintain connectivity with marine environment at a level that ensures water quality and habitat remains suitable for biota typically found in the estuary	Mouth must remain permanently open																												
	Sediment	Sediment characteristics, Channel shape/size	Flood regime is sufficient to maintain natural bathymetry and sediment characteristics	Channel shape/size, sediment grain size and organic matter must not change by >30% from established baseline																												

IUA Class	Quaternary Catchment	RU	Resource Name	Biophysical Node Name	TEC Component	Sub-component	Indicator	RQO Narrative	RQO Numeric
G15 Coastal	K70A	G15-E33	Groot (Wes) Estuary	gx123	Biota	Microalgae	Biomass and composition of phytoplankton and benthic microalgae community	Maintain the composition and richness of phytoplankton and benthic microalgae groups and medium-low biomass	Maintain low/median phytoplankton/benthic microalgae biomass: phytoplankton not to exceed 3.5 µg/l (median), phytoplankton not to exceed 20 µg/l and/or cell density not to exceed 10 000 cells/ml (once-off); benthic microalgae not to exceed 23 mg/m ² (median); prevent formation of phytoplankton blooms
						Macrophytes	Extent, distribution and richness of macrophytes	Maintain extent, distribution and richness of macrophyte groups, limit colonisation/spread of the EFZ by alien species	Maintain distribution of macrophyte habitats, prevent an increase in nutrient input leading to macroalgal blooms, control the spread of invasive plants in the riparian zone
						Invertebrates	Macrofauna community composition, abundance and richness	Maintain composition, richness and abundance of different groups of benthic macrofauna and zooplankton	Establish presence/absence of sand prawn <i>Callinichirus kraussi</i> on sand banks in lower estuary, establish presence/absence of the copepod <i>Pseudodiaptomus hessei</i> or estuarine congeneric in the zooplankton of the estuary, populations of these species should not deviate from average baselines (as determined in first three visits) by more 30%
						Fish	Fish community composition, abundance and richness	Maintain composition, richness and abundance of different groups of fish, prevent colonisation/increase of alien species	Maintain fish assemblage that includes at least 2 estuarine breeding species (Category I), 3 estuary dependent marine species (Category IIa & IIb) and 1 indigenous catadromous species (Category V); estuarine residents should dominate numerically, but the proportion of estuary dependent marine species (based on abundance) should not fall below 2%.
						Birds	Avifauna community composition, abundance and richness	Maintain composition, richness and abundance of different avifauna groups	Maintain population of original groups of birds present on the estuary; number of birds in any group, other than species that are increasing regionally such as Egyptian geese, should not drop below the baseline median (determined by past data and/or initial surveys) number of species and/or birds counted for three consecutive summer or winter counts
						Flow	MMR/MAR (% Nat)	Maintain flow regime (small system needs most flows)	Months MMR/MAR (% Nat) 87.9 88.0 87.2 84.3 82.7 84.1 85.3 87.3 86.7 85.7 86.9 87.9 Annual
						Quality	DIN	Inorganic nutrient concentrations not to exceed TPCs for macrophytes and microalgae	DIN not >100 µg/L once-off.
						Nutrients	DIP		DIP not >20 µg/L once-off.

IUA Class	Quaternary Catchment	RU	Resource Name	Biophysical Node Name	TEC Component	Sub-component	Indicator	RQO Narrative	RQO Numeric
						Salinity	Salinity	Salinity distribution not to exceed TPCs for fish, invertebrates, macrophytes and microalgae	Average salinity <10 at the head of the estuary (expected average range 5 - 10 for most of the system)
						System variables	Turbidity Dissolved oxygen	System variables not to exceed TPCs for biota	>10 NTU in low flow >5 mg/L in estuary.
						Pathogens	Enterococci Escherichia coli	Concentrations of waterborne pathogens should be maintained in an Acceptable category for full contact recreation	≤185 Enterococci/100 ml) (90 th percentile) ≤500 E. coli/100 ml (90 th percentile)
						Hydrodynamics	Mouth state	Maintain connectivity with marine environment at a level that ensures water quality and habitat remains suitable for biota typically found in the estuary	Closed mouth state should not increase by >10% from established baseline
					Habitat	Sediment	Sediment characteristics, Channel shape/size	Flood regime is sufficient to maintain natural bathymetry and sediment characteristics	Channel shape/size, sediment grain size and organic matter must not change by >30% from established baseline
						Microalgae	Biomass and community composition of phytoplankton and benthic microalgae community	Maintain the composition and richness of phytoplankton and benthic microalgae groups and medium-low biomass	Maintain low/median phytoplankton/benthic microalgae biomass: phytoplankton not to exceed 3.5 µg/l (median), phytoplankton not to exceed 20 µg/l and/or cell density not to exceed 10 000 cells/ml (once-off); benthic microalgae not to exceed 23 mg/m ² (median); prevent formation of phytoplankton blooms
					Biota	Macrophytes	Extent, distribution and richness of macrophytes	Maintain extent, distribution and richness of macrophyte groups, limit colonisation/spread of the EFZ by alien species	Maintain distribution of macrophyte habitats, prevent an increase in nutrient input leading to macroalgal blooms, control the spread of invasive plants in the riparian zone
						Invertebrates	Macrofauna community composition, abundance and richness	Maintain composition, richness and abundance of different groups of benthic macrofauna and zooplankton	Establish presence/absence of sand prawn <i>Callinectes kraussi</i> on sand banks in lower estuary, establish presence/absence of the copepod <i>Pseudodiaptomus hessei</i> or estuarine congeners in the zooplankton of the estuary, populations of these species should not deviate from average baselines (as determined in first three visits) by more 30%

IUA Class	Quaternary Catchment	RU	Resource Name	Biophysical Node Name	TEC Component	Sub-component	Indicator	RQO Narrative	RQO Numeric																												
G15 Coastal	K70B	G15-E34	Bloukrans Estuary	gx18	A	Flow	MMR/MAR (% Nat)	Maintain flow regime (small system needs most flows)	<div>Months</div> <table><tr><td>MMR/MAR (%)</td><td>Oct</td><td>98.7</td></tr><tr><td>Nat)</td><td>Nov</td><td>99.0</td></tr><tr><td>Dec</td><td>98.3</td></tr><tr><td>Jan</td><td>96.7</td></tr><tr><td>Feb</td><td>96.8</td></tr><tr><td>Mar</td><td>97.1</td></tr><tr><td>Apr</td><td>97.2</td></tr><tr><td>May</td><td>98.1</td></tr><tr><td>Jun</td><td>97.6</td></tr><tr><td>Jul</td><td>97.7</td></tr><tr><td>Aug</td><td>98.2</td></tr><tr><td>Sep</td><td>98.9</td></tr><tr><td>Annual</td><td>98.0</td></tr></table>	MMR/MAR (%)	Oct	98.7	Nat)	Nov	99.0	Dec	98.3	Jan	96.7	Feb	96.8	Mar	97.1	Apr	97.2	May	98.1	Jun	97.6	Jul	97.7	Aug	98.2	Sep	98.9	Annual	98.0
										MMR/MAR (%)	Oct	98.7																									
						Nat)	Nov	99.0																													
						Dec	98.3																														
						Jan	96.7																														
					Feb	96.8																															
					Mar	97.1																															
					Apr	97.2																															
					May	98.1																															
					Jun	97.6																															
Jul	97.7																																				
Aug	98.2																																				
Sep	98.9																																				
Annual	98.0																																				
Nutrients	DIN	Inorganic nutrient concentrations not to exceed TPCs for macrophytes and microalgae	DIN not >100 µg/L once-off.																																		
	DIP	Salinity distribution not to exceed TPCs for fish, invertebrates, macrophytes and microalgae	DIP not >20 µg/L once-off.																																		
	Salinity	Salinity	Average salinity <10 at the head of the estuary (expected average range 5 - 10 for most of the system)																																		
Quality		Salinity	Salinity	Salinity distribution not to exceed TPCs for fish, invertebrates, macrophytes and microalgae	Average salinity <10 at the head of the estuary (expected average range 5 - 10 for most of the system)																																
		System variables	Turbidity	System variables not to exceed TPCs for biota	>10 NTU in low flow																																
			Dissolved oxygen		>5 mg/L in estuary.																																
Pathogens	Enterococci	Concentrations of	≤185 Enterococci/100 ml) (90 th percentile)																																		

IUA Class	Quaternary Catchment	RU	Resource Name	Biophysical Node Name	TEC Component	Sub-component	Indicator	RQO Narrative	RQO Numeric
							Escherichia coli	waterborne pathogens should be maintained in an Acceptable category for full contact recreation	≤500 E. coli/100 ml (90 th percentile)
							Mouth state	Maintain connectivity with marine environment at a level that ensures water quality and habitat remains suitable for biota typically found in the estuary	Estuary mouth permanently open
						Hydrodynamics	Tidal variation		Average tidal amplitude near the mouth during low flows (summer) must not change by >10% from established baseline.
					Habitat	Sediment	Sediment characteristics, Channel shape/size	Flood regime is sufficient to maintain natural bathymetry and sediment characteristics	Channel shape/size, sediment grain size and organic matter must not change by >30% from established baseline
						Microalgae	Biomass and community composition of phytoplankton and benthic microalgae community	Maintain the composition and richness of phytoplankton and benthic microalgae groups and medium-low biomass	Maintain low/median phytoplankton/benthic microalgae biomass: phytoplankton not to exceed 1 µg/l (median), phytoplankton not to exceed 20 µg/l (once-off); benthic microalgae not to exceed 11 mg/m ² (median); prevent formation of phytoplankton blooms
						Invertebrates	Macrofauna community composition, abundance and richness	Maintain composition, richness and abundance of different groups of benthic macrofauna and zooplankton	Establish presence/absence of sand prawn, <i>Callinectes kraussi</i> on sand banks in lower estuary, establish presence/absence of the copepod <i>Pseudodiaptomus hessei</i> or estuarine congeneric in the zooplankton of the estuary, populations of these species should not deviate from average baselines (as determined in first three visits) by more 30%
					Biota	Fish	Fish community composition, abundance and richness	Maintain composition, richness and abundance of different groups of fish, prevent colonisation/increase of alien species	Maintain fish assemblage that includes at least 2 estuarine breeding species (Category I), 3 estuary dependent marine species (Category IIa & IIb) and 1 indigenous catadromous species (Category V); estuarine residents should dominate numerically, but the proportion of estuary dependent marine species (based on abundance) should not fall below 2%.
						Birds	Avifauna community composition, abundance and richness	Maintain composition, richness and abundance of different avifauna groups	Maintain population of original groups of birds present on the estuary; number of birds in any group, other than species that are increasing regionally such as Egyptian geese, should not drop below the baseline median (determined by past data and or initial surveys) number of species and/or birds counted for three consecutive summer or winter counts

Table 27: Resource Quality Objectives for GROUNDWATER in priority Resource Units in the Breede-Gouritz Water Management Area

IUA	Class	Quaternary Catchment	RU	Resource Name	Component	Sub Component	Indicator/ Measure	RQO Narrative	RQO Numeric
A1 Upper Breede Tributaries	II	H10A, H10B, H10C H10L, H10F, H10G, H10J H20F	BB-1 BB-3 BB-2	Groundwater (all)	Quantity	Abstraction	Seasonal abstraction: water level recovers from abstraction impact during wet season, under consideration of climate change and drought cycles. Permanent abstraction: water level decline stabilises under consideration of aquifer response time.	Groundwater use should be sustainable for all users and the environment	n/a
A3 Breede Working Tributaries	III	H40B H20A, H20B, H20C, H40B H20H, H10H, H40C H30B	BB-4 BB-5 BB-6						
A3 Breede Working Tributaries	III	H40J	BB-7						
A2 Middle Breede Renosterveld	III	H40K	BB-7						
B4 Riversonderend Theewaters	III	H60A, H60B, H60C	BR-1						
B5 Overberg West	II	G40C, G40D	BO-1						
H16 Overberg West Coastal	II	G40H	BO-2	Groundwater (all)	Quantity	Abstraction	Seasonal abstraction: water level recovers from abstraction impact during wet season, under consideration of climate change and drought cycles. Permanent abstraction: water level decline stabilises under consideration of aquifer response time.	Groundwater use should be sustainable for all users and the environment	n/a
F10 Overberg East Renosterveld	II	G50B	BO-3						
H17 Overberg East Fynbos	II	G50D, G50E	BO-3						
E8 Touws	III	J12C, J12D J11E	GGr-1 GGr-3						
C6 Gamka Buffels	II	J24B J21A, J21B, J23A	GGa-1 GGa-2a, 2b and 2c GO-4						
D7 Gouritz-Olifants	III	J35B	GO-4						
F13 Lower Gouritz	II	J40C, J40D	GGo-1	Groundwater (all)	Quantity	Groundwater level	Groundwater level	Minimum water level in abstraction boreholes within 2.5km from the ocean to avoid saline intrusion	>1 mamsl
I18 Hessequa	III	H90E	GGo-2						
G15 Coastal	II	K40D	GC-2						
H16 Overberg West Coastal	II	G40H	BO-2						
F10 Overberg East Renosterveld	II	G50B	BO-3						
H17 Overberg East Fynbos	II	G50D, G50E	BO-3						
G15 Coastal	II	K40D	GC-2	Groundwater (Coastal Cenozoic Deposits)					>0.5 mamsl

IUA	Class	Quaternary Catchment	RU	Resource Name	Component	Sub Component	Indicator/ Measure	RQO Narrative	RQO Numeric
A3 Breede Working Tributaries	III	H20H, H10H, H40C	BB-5	Groundwater (Coastal Cenozoic Deposits)	Quantity	Discharge	Relative water levels between groundwater and surface water (in mams)	The natural gradient between groundwater and surface water should be maintained	n/a
G15 Coastal	II	K40D K70A	GC-2 GC-3						
A3 Breede Working Tributaries	III	H40J	BB-7						
A2 Middle Breede Renosterveld	III	H40K		Groundwater (superficial aquifers)	Quantity	Discharge	Relative water levels between groundwater and surface water (in mams)	The natural gradient between groundwater and surface water should be maintained	n/a
B4 Riversonderend Theewaters	III	H60A, H60B, H60C	BR-1						
B5 Overberg West	II	G40C, G40D	BO-1						
H16 Overberg West Coastal	II	G40H	BO-2		Groundwater (all)	Discharge	Buffer zones	No groundwater abstraction around wetland and river FEPAs in accordance with the implementation manual for FEPAs.	250m
F10 Overberg East Renosterveld	II	G50B	BO-3						
H17 Overberg East Fynbos	II	G50D, G50E							
F13 Lower Gouritz	II	J40C, J40D	GG-1		Groundwater (all)	Quantity	Buffer zones	No groundwater abstraction around wetland and river FEPAs in accordance with the implementation manual for FEPAs.	250m
G15 Coastal	II	K20A	GC-1						
A1 Upper Breede Tributaries	II	H10L, H10F, H10G, H10J	BB-3						
A3 Breede Working Tributaries	III	H40J	BB-7		Groundwater (all)	Quantity	Buffer zones	No groundwater abstraction around wetland and river FEPAs in accordance with the implementation manual for FEPAs.	250m
A2 Middle Breede Renosterveld	III	H40K							
B4 Riversonderend Theewaters	III	H60A, H60B, H60C	BR-1						
H16 Overberg West Coastal	II	G40H	BO-2		Groundwater (all)	Quantity	Buffer zones	No groundwater abstraction around wetland and river FEPAs in accordance with the implementation manual for FEPAs.	250m
F10 Overberg East Renosterveld	II	G50B	BO-3						
H17 Overberg East Fynbos	II	G50D, G50E							
B5 Overberg West	II	G40C, G40D	BO-1		Groundwater (all)	Quantity	Buffer zones	No groundwater abstraction around wetland and river FEPAs in accordance with the implementation manual for FEPAs.	250m
C6 Gamka Buffels	II	J11E, J21A, J21B, J23A	GG-3 GGa-2a, 2b and 2c						
F13 Lower Gouritz	II	J40C, J40D	GG-1						
	II	K20A	GC-1						

IUA	Class	Quaternary Catchment	RU	Resource Name	Component	Sub Component	Indicator/ Measure	RQO Narrative	RQO Numeric
G15 Coastal		K70A	GC-3						
A3 Breede Working Tributaries	III	H20H, H10H, H40C	BB-5	Groundwater (Coastal Cenozoic Deposits)					
G15 Coastal	II	K40D	GC-2						
A1 Upper Breede Tributaries	II	H10L, H10F, H10G, H10J	BB-3					Maintenance low flow requirements: 56.125Mm ³ /a (12.90%MAR) at H1H001; 30.215Mm ³ /a (28.63%MAR) at H1H018	n/a
B4 Riversonderend Theewaters	III	H60A, H60B, H60C	BR-1					Maintenance low flow requirements: 12.567Mm ³ /a (28.63%MAR) at Nvii10	n/a
B5 Overberg West	II	G40C, G40D	BO-1	Groundwater (all)	Quantity	Low flow in river	Maintain (groundwater component of) the low flow requirements in the river Compliance with the low flow requirements in the river (as per riverine RQO)	Maintenance low flow requirements: 12.669Mm ³ /a (31.79%MAR) at Piii1; 54.260Mm ³ /a (26.26%MAR) at G4H030; 77.111Mm ³ /a (30.79%MAR) at G4H007	n/a
F10 Overberg East Renosterveld	II	G50B	BO-3					Maintenance low flow requirements: 0.490Mm ³ /a (3.93%MAR) at Ni4; 2.067Mm ³ /a (13.40%MAR) at G5H003.	n/a
H17 Overberg East Fynbos	II	G50D, G50E	BO-3						
A1 Upper Breede Tributaries	II	H10A, H10B, H10C	BB-1						
		H10L, H10F, H10G, H10J	BB-3						
		H20A, H20B, H20C, H20F	BB-2						
A3 Breede Working Tributaries	III	H40B	BB-4						
		H20H, H10H, H40C	BB-5						
		H30B	BB-6						
A3 Breede Working Tributaries	III	H40J							
A2 Middle Breede Renosterveld	III	H40K	BB-7	Groundwater (all)	Quality	Pathogens	E-coli	Groundwater should be fit for domestic use after treatment; and groundwater quality shall not show a deteriorating trend from natural background	0 counts / 100ml
B4 Riversonderend Theewaters	III	H60A, H60B, H60C	BR-1						
B5 Overberg West	II	G40C, G40D	BO-1						
H16 Overberg West Coastal	II	G40H	BO-2						
F10 Overberg East Renosterveld	II	G50B	BO-3						

IUA	Class	Quaternary Catchment	RU	Resource Name	Component	Sub Component	Indicator/ Measure	RQO Narrative	RQO Numeric
H17 Overberg East Fynbos	II	G50D, G50E		Groundwater (all)	Quality	Pathogens	Total Coliform	Groundwater should be fit for domestic use after treatment; and groundwater quality shall not show a deteriorating trend from natural background	<10 counts / 100ml
E8 Touws	III	J12C, J12D	GGr-1						
		J11E	GGr-3						
		J24B	GGa-1						
C6 Gamka Buffels	II	J21A, J21B, J23A	GGa-2a, 2b and 2c						
			GO-4						
D7 Gouritz-Olifants	III	J35B	GGa-1						
F13 Lower Gouritz	II	J40C, J40D	GGa-1						
I18 Hessequa	III	H90E	GGa-2						
G15 Coastal	II	K40D	GC-2						
A1 Upper Breede Tributaries	II	H10A, H10B, H10C	BB-1						
		H10L, H10F, H10G, H10J	BB-3						
		H20A, H20B, H20C, H20F	BB-2						
A3 Breede Working Tributaries	III	H40B	BB-4						
		H20H, H10H, H40C	BB-5						
		H30B	BB-6						
A3 Breede Working Tributaries	III	H40J							
A2 Middle Breede Renosterveld	III	H40K	BB-7						
B4 Riversderend Theewaters	III	H60A, H60B, H60C	BR-1						
B5 Overberg West	II	G40C, G40D	BO-1						
H16 Overberg West Coastal	II	G40H	BO-2						
F10 Overberg East Renosterveld	II	G50B	BO-3						
H17 Overberg East Fynbos	II	G50D, G50E							
E8 Touws	III	J12C, J12D	GGr-1						
		J11E	GGr-3						
		J24B	GGa-1						
C6 Gamka Buffels	II	J21A, J21B, J23A	GGa-2a, 2b and 2c						
			GO-4						
D7 Gouritz-Olifants	III	J35B	GGa-1						
F13 Lower Gouritz	II	J40C, J40D	GGa-1						
I18 Hessequa	III	H90E	GGa-2						
G15 Coastal	II	K40D	GC-2						

IUA	Class	Quaternary Catchment	RU	Resource Name	Component	Sub Component	Indicator/ Measure	RQO Narrative	RQO Numeric
A1 Upper Breede Tributaries	II	H10A, H10B, H10C	BB-1	Groundwater (Cenozoic coastal deposits)	Quality	Nutrients	NO ₃ (as N)	Groundwater should be fit for domestic use after treatment; and groundwater quality shall not show a deteriorating trend from natural background	<6.8 mg/l
						Salts	EC		<311 mS/m
				Groundwater (Bokkeveld Group)	Quality	Nutrients	NO ₃ (as N)		<2.4 mg/l
						Salts	EC		<236 mS/m
				Groundwater (Nardouw Group)	Quality	Nutrients	NO ₃ (as N)		<4.4 mg/l
		H10F, H10G, H10J, H10L	BB-3			Salts	EC		<119 mS/m
				Groundwater (Cenozoic coastal deposits)	Quality	Nutrients	NO ₃ (as N)		<9.6 mg/l
						Salts	EC		<73 mS/m
				Groundwater (Table Mountain Group)	Quality	Nutrients	NO ₃ (as N)		<1.8 mg/l
						Salts	EC		<109 mS/m
A3 Breede Working Tributaries	III	H20A, H20B, H20C, H20F	BB-2	Groundwater (Cenozoic coastal deposits)	Quality	Nutrients	NO ₃ (as N)		<11.0 mg/l
						Salts	EC		<168 mS/m
				Groundwater (Bokkeveld Group)	Quality	Nutrients	NO ₃ (as N)		<1.8 mg/l
						Salts	EC		<329 mS/m
				Groundwater (Table Mountain Group)	Quality	Nutrients	NO ₃ (as N)		<3.7 mg/l
		H10H, H20H, H40C	BB-5			Salts	EC		<63 mS/m
				Groundwater (Cenozoic coastal deposits)	Quality	Nutrients	NO ₃ (as N)		<3.1 mg/l
						Salts	EC		<591 mS/m
				Groundwater (Cenozoic coastal deposits)	Quality	Nutrients	NO ₃ (as N)		<9.8 mg/l
						Salts	EC		<170 mS/m
B4 Riversonderend Theewaters	III	H30B	BB-6	Groundwater (Bokkeveld Group)	Quality	Nutrients	NO ₃ (as N)		<3.6 mg/l
						Salts	EC		<589 mS/m
				Groundwater (Nardouw Group)	Quality	Nutrients	NO ₃ (as N)		<4.4 mg/l
						Salts	EC		<119 mS/m
				Groundwater (Cenozoic coastal deposits)	Quality	Nutrients	NO ₃ (as N)		<10 mg/l
		H40J, H40K	BB-7			Salts	EC		<280 mS/m
				Groundwater (Bokkeveld Group)	Quality	Nutrients	NO ₃ (as N)		<3.6 mg/l
						Salts	EC		<741 mS/m
				Groundwater (Table Mountain Group)	Quality	Nutrients	NO ₃ (as N)		<3.8 mg/l
						Salts	EC		<117 mS/m
B4 Riversonderend Theewaters	III	H60A, H60B, H60C	BR-1	Groundwater (Cenozoic coastal deposits)	Quality	Nutrients	NO ₃ (as N)		<10 mg/l
						Salts	EC		<280 mS/m
				Groundwater (Bokkeveld Group)	Quality	Nutrients	NO ₃ (as N)		<3.6 mg/l
						Salts	EC		<741 mS/m
				Groundwater (Bokkeveld Group)	Quality	Nutrients	NO ₃ (as N)		<3.8 mg/l

IUA	Class	Quaternary Catchment	RU	Resource Name	Component	Sub Component	Indicator/ Measure	RQO Narrative	RQO Numeric
B5 Overberg West	II	G40A, G40C, G40D	BO-1	Groundwater (Table Mountain Group)		Salts	EC		<70 mS/m
				Groundwater (Bokkeveld Group)	Quality	Nutrients	NO ₃ (as N)		<3.6 mg/l
				Groundwater (Table Mountain Group)	Quality	Salts	EC		<589 mS/m
				Groundwater (Table Mountain Group)	Quality	Nutrients	NO ₃ (as N)		<3.8 mg/l
H16 Overberg West Coastal	II	G40H	BO-2	Groundwater (Cenozoic coastal deposits)	Quality	Salts	EC		<117 mS/m
				Groundwater (Cenozoic coastal deposits)	Quality	Nutrients	NO ₃ (as N)		<9.8 mg/l
				Groundwater (Bokkeveld Group)	Quality	Salts	EC		<280 mS/m
				Groundwater (Bokkeveld Group)	Quality	Nutrients	NO ₃ (as N)		<3.6 mg/l
F10 Overberg East Renosterveld	II	G50B	BO-3	Groundwater (Table Mountain Group)	Quality	Salts	EC		<589 mS/m
				Groundwater (Table Mountain Group)	Quality	Nutrients	NO ₃ (as N)		<3.8 mg/l
				Groundwater (Table Mountain Group)	Quality	Salts	EC		<117 mS/m
				Groundwater (Table Mountain Group)	Quality	Nutrients	NO ₃ (as N)		<10 mg/l
H17 Overberg East Fynbos	II	G50D, G50E	BO-3	Groundwater (Cenozoic coastal deposits)	Quality	Salts	EC		<280 mS/m
				Groundwater (Cenozoic coastal deposits)	Quality	Nutrients	NO ₃ (as N)		<3.6 mg/l
				Groundwater (Bokkeveld Group)	Quality	Salts	EC		<741 mS/m
				Groundwater (Bokkeveld Group)	Quality	Nutrients	NO ₃ (as N)		<3.8 mg/l
F10 Overberg East Renosterveld	II	G50B	BO-3	Groundwater (Table Mountain Group)	Quality	Salts	EC		<117 mS/m
				Groundwater (Table Mountain Group)	Quality	Nutrients	NO ₃ (as N)		<3.8 mg/l
				Groundwater (Table Mountain Group)	Quality	Salts	EC		<117 mS/m
				Groundwater (Table Mountain Group)	Quality	Nutrients	NO ₃ (as N)		<11.7 mg/l
C6 Gamka Buffels	II	J11E	GGr-3	Groundwater (all)	Quality	Salts	SO ₄		< 600 mg/l
				Groundwater (all)	Quality	Salts	EC		<231 mS/m
				Groundwater (Beaufort Group)	Quality	Nutrients	NO ₃ (as N)		<12.0 mg/l
				Groundwater (Beaufort Group)	Quality	Salts	SO ₄		< 237 mg/l
H17 Overberg East Fynbos	II	J24B	GGa-1	Groundwater (Beaufort Group)	Quality	Salts	EC		<226 mS/m
				Groundwater (Beaufort Group)	Quality	Nutrients	NO ₃ (as N)		<15.8 mg/l
				Groundwater (Cenozoic coastal deposits)	Quality	Salts	SO ₄		<525 mg/l
				Groundwater (Cenozoic coastal deposits)	Quality	Salts	EC		<310 mS/m
E8 Touws	III	J12A, J21B, J21D, J23A	GGa-2a, 2b and 2c	Groundwater (Beaufort Group, Karoo Supergroup)	Quality	Nutrients	NO ₃ (as N)		<15.9 mg/l
				Groundwater (Beaufort Group, Karoo Supergroup)	Quality	Salts	SO ₄		<634 mg/l
				Groundwater (Beaufort Group, Karoo Supergroup)	Quality	Salts	EC		<367 mS/m
				Groundwater (Beaufort Group, Karoo Supergroup)	Quality	Nutrients	NO ₃ (as N)		<9.8 mg/l
E8 Touws	III	J12C, J12D	GGr-1	Groundwater (Cenozoic coastal deposits)	Quality	Salts	EC		<170 mS/m
				Groundwater (Cenozoic coastal deposits)	Quality	Nutrients	NO ₃ (as N)		<11.0 mg/l
				Groundwater (Cenozoic coastal deposits)	Quality	Salts	EC		<11.0 mg/l
				Groundwater (Cenozoic coastal deposits)	Quality	Nutrients	NO ₃ (as N)		<420 mS/m

IUA	Class	Quaternary Catchment	RU	Resource Name	Component	Sub Component	Indicator/ Measure	RQO Narrative	RQO Numeric
				Groundwater (Bokkeveld Group)	Quality	Nutrients	NO ₃ (as N)		<3.6 mg/l
						Salts	EC		<589 mS/m
				Groundwater (Bokkeveld Group)	Quality	Nutrients	NO ₃ (as N)		<11.0 mg/l
						Salts	EC		<589 mS/m
D7 Gouritz-Olifants III	J35B	GO-4		Groundwater (Table Mountain Group)	Quality	Nutrients	NO ₃ (as N)		<11.0 mg/l
						Salts	EC		<170 mS/m
F13 Lower Gouritz II	J40C, J40D	GGO-1		Groundwater (Coastal Cenozoic Deposits)	Quality	Nutrients	NO ₃ (as N)		<3.3 mg/l
						Salts	EC		<170 mS/m
I18 Hessequa III	H90E	GGO-2a and 2b		Groundwater (Coastal Cenozoic Deposits)	Quality	Nutrients	NO ₃ (as N)		<4.5 mg/l
						Salts	EC		<316 mS/m
G15 Coastal II	K40D	GC-2		Groundwater (Coastal Cenozoic Deposits)	Quality	Nutrients	NO ₃ (as N)		<11.0 mg/l
						Salts	EC		<170 mS/m

GENERAL NOTICES • ALGEMENE KENNISGEWINGS

DEPARTMENT OF AGRICULTURE, FORESTRY AND FISHERIES

NOTICE 715 OF 2018

WITHDRAWAL NOTICE

SUBDIVISION OF AGRICULTURAL LAND ACT, ACT 70 OF 1970

DEPARTMENT OF AGRICULTURE, FORESTRY AND FISHERIES (DAFF)

EXCLUSION OF CERTAIN PROPERTIES FROM THE PROVISIONS OF THE SUBDIVISION OF AGRICULTURAL LAND ACT, ACT 70 OF 1970 IN VARIOUS MUNICIPALITIES WITHIN THE REPUBLIC OF SOUTH AFRICA.

The Schedule to General Notice No. 626 of 2018, published in Government Gazette No 41970 dated 12 October 2018 of the said date is hereby withdrawn.

DEPARTMENT OF AGRICULTURE, FORESTRY AND FISHERIES**NOTICE 716 OF 2018****AGRICULTURAL PRODUCT STANDARDS ACT No. 119 OF 1990****PROPOSED AMENDMENTS TO THE STANDARDS AND REQUIREMENTS REGARDING CONTROL OF THE EXPORT OF APPLES, PEACHES AND NECTARINES, PLUMS AND PRUNES, APRICOTS AND PEARS****INVITATION FOR PUBLIC COMMENTS**

The Executive Officer: Agricultural Product Standards hereby invite all interested institutions, organizations and individuals to submit written comments and representations on the proposed amendments to the standards and requirements regarding control of the export of the following products:

1. Apples
2. Peaches and Nectarines
3. Plums and prunes
4. Apricots
5. Pears

All interested parties who wish to comment or make representations regarding the proposed standards and requirements are invited to submit such comments or representations in writing within **30** days from the date of publication of this Notice to the following address:

Executive Officer Agricultural Product Standards
Department of Agriculture, Forestry and Fisheries
Private Bag X343, Pretoria, 0001
30 Harvest House, 30 Hamilton Street, Arcadia, Pretoria
Tel. no. 012 319 6121/6231, fax no. 012 319 6265 or 6055
E-mail MbulaheniM@daff.gov.za or DibetsoK@daff.gov.za
Website address: www.daff.gov.za

The proposed standards are available at the Department's website link at <http://www.daff.gov.za/daffweb3/Branches/Agricultural-Production-Health-Food-Safety-Quality-Assurance/Draft-Legislation-for-comments> or can be forwarded electronic mail or posted to any person upon request.

B.M. MAKHAFOLA
EXECUTIVE OFFICER: AGRICULTURAL PRODUCT STANDARDS

DEPARTMENT OF ENERGY

NOTICE 717 OF 2018

**energy**Department:
Energy
REPUBLIC OF SOUTH AFRICA

**The Department of Energy hereby publishes
a Discussion Document on the
review of the Basic Fuel Price (BFP)
structures for petrol, diesel and
illuminating paraffin for public comment.**

**Kindly send your comments to
Mr. Robert Maake
and
Mr. Mashudu Sinthumule
by emails
raphi.maake@energy.gov.za
and
mashudu.sinthumule@energy.gov.za**

**The deadline for the submission
of comments is 31 January 2019.**



Discussion Document on the Review of the
Basic Fuel Prices (BFP) structures

Version Two

1. Introduction

The Department of Energy has reviewed all the elements of the Basic Fuel Price (BFP) and would like to solicit comments and / or inputs from the stakeholders, namely Oil Companies, Independent Wholesalers, retailers, members of the public and other consumers of petroleum products. The Minister of Energy is empowered by the Petroleum Products Act of 1977, as amended to regulate the prices of Petroleum Products. In South Africa, although the wholesale prices of petrol, diesel and IP are not regulated, the pump prices (Retail prices) of all grades of petrol are regulated and Government also sets a Single Maximum National Retail Price (SMNRP) for illuminating paraffin (IP), a Maximum Retail Price for Liquefied Petroleum Gas (LPG) that is sold to households and a Maximum Refinery Gate Price for LPGas. Historically diesel was consumed largely by the commercial sector as there were very few diesel vehicles in the country at the time. The commercial consumers of diesel would negotiate discounts with the suppliers. This is still the situation today wherein big consumers of diesel enjoy favourable discounts. South Africa is a price taker because it imports crude oil and refined Petroleum Products and is a very small player in the global market. The regulation of the prices of Petroleum Products or some control of the prices is meant to protect the consumers against high prices and to ensure that the markets develop in an orderly manner.

At the time that the BFP was implemented, South Africa was a net exporter of refined petroleum products. Since 2006, there has been a dramatic change in South African fuel supply and demand balances where the emphasis changed South Africa's position from a net exporter to a net importer of refined product. The Basic Fuel Price is based on the Import Parity Pricing (IPP) principle. However, the total amount of imported products versus the total products manufactured locally is not factored into the pricing formula to determine the prices in South Africa. This is because the BFP is a deemed pricing mechanism, which assumes that there are no refineries in South Africa. The reality is that there are four (4) crude refineries and two (2) synthetic fuels refineries (CTL and GTL) in South Africa, which produce about 80% of petroleum products to meet local demand. The balance of 20% is met through importation.

2. Background

Prior to the establishment of a refining industry in South Africa in the early 1950's, regulated fuel prices were based on the import parity price principle and referred to as the In-Bond-Landed-Costs (IBLC). The IBLC-pricing methodology system was used to determine import prices of

Discussion Document on the Review of the
Basic Fuel Prices (BFP) structures

fuels. The IBLC-structure consisted of the following:

- ✓ Free-on-Board (FOB) prices of refined petroleum products quoted at refining centres in the Mediterranean area, the Arab Gulf and Singapore. These prices were initially based on 100 percent term prices and later amended to be based on 80 percent spot (**cash**) and 20 percent term (**contractual**) prices.
- ✓ Insurance at an international used tariff;
- ✓ Freight from refining centres to South African import terminals based on the transport tariffs published by the Worldscale Freight Association, together with the application of a monthly Average Freight Rate Assessment (AFRA);
- ✓ Ocean Leakage as per international practice; and
- ✓ South African port charges determined by Transnet.

The IBLC determination mechanism was used since the establishment of a refining industry in South Africa in order to determine the refinery gate prices of regulated fuels. The Basic Fuels Price (BFP) was first introduced in 1999, as an alternative to the IBLC, as a formula to calculate prices of the petroleum products produced by the South African refining industry. The BFP does not take the true production and associated costs of refining locally but, rather takes the view of what the alternative costs would be to import refined product into South Africa, thereby establishing a deemed import parity price, ie. as if there were no refining capacity in South Africa. The BFP is a deemed import parity price used as a benchmark to determine domestic fuel prices.

In 2004 a revised BFP formula was implemented to reflect a “true import parity price.” The major changes were:

- ✓ The FOB-values of products were based on the **spot** prices (100%) of products quoted at refineries in the MED, the Arab Gulf and Singapore, and the inclusion of the following items, namely:
 - Demurrage;
 - Stock costs; and
 - Stock-financing.

The current composition of the BFP is as follows:

- ✓ Free-on-Board value / Reference Markets;
- ✓ Freight;

Discussion Document on the Review of the Basic Fuel Prices (BFP) structures

- ✓ Insurance;
- ✓ Ocean Leakage / Evaporation;
- ✓ Cargo dues;
- ✓ Demurrage;
- ✓ Stock-holding costs; and
- ✓ Stock financing costs.

These elements are discussed below and in some cases a proposal to adjust them is made as a basis for inputs.

3. Reference Markets

Although South Africa was a net exporter of fuels prior to 2006, from time to time fuels were imported to supplement local supply due to local refinery shutdowns. The Reference Markets are referred to as big refining centres which have huge storage facilities to supply the world with petroleum products. These centres are characterised by huge volumes of trading activities on a daily basis.

3.1 Current BFP position

Taking cognisance of the source of these imports, the reference markets used for the BFP for petrol and illuminating paraffin is currently based on the Mediterranean area (50% MED) and Singapore (50% Sing) and that of middle distillates (diesel and illuminating paraffin) on the MED (50%) and the Arab Gulf (50% AG).

3.2 New proposed position by the Department

Based on the actual import data from the South African Revenue Services (SARS), for 2010-2016, the DOE recommends that the reference markets be revised as follows: **70% FOB Singapore and 30% FOB Arab Gulf for (i) middle distillates (diesel and illuminating paraffin) and 60% FOB Singapore and 40% FOB Mediterranean for (ii) petrol.** These combinations and weightings imply that the Mediterranean would no longer be a Reference market for diesel, thereby nullifying concerns relating to the absence of quotations for appropriate sulphur grades there. African markets and other markets are not liquid enough (limited trading

Discussion Document on the Review of the
Basic Fuel Prices (BFP) structures

takes place), and also use the same international benchmarks to index their prices. For example, Mozambique uses AG to index prices for all products except petrol, in which case it uses the Mediterranean index and India uses the Singapore as a benchmark for the diesel price.

4. Free on Board value

The Free on Board (FOB) is the price of petroleum products on board the vessel and ready to depart. It is loosely referred to as the prices of petroleum products in the international markets in the fuel price media statements. FOB prices of refined petroleum products quoted at refining centres in the Mediterranean area, the Arab Gulf, Singapore and other refining centres. These prices were initially based on 100 percent term prices and later amended to be based on 80 percent spot (**cash**) and 20 percent term (**contractual**) prices.

5. Foreign exchange risk

Internationally petroleum products are traded in US Dollars. Similarly, crude oil is traded in US Dollars too. The timeframe between the deemed exchange rate that the BFP follows and the exchange rate refineries are exposed to when they have to import petroleum products could be many days apart. The current volatility between the US Dollar and other world currencies are ever fluctuating. This risk will remain a factor in the BFP and ultimately the pump price calculations in South Africa.

6. Freight

The freight component of the BFP formula is made-up of three elements, namely:

- ✓ Worldscale Flat Rate;
- ✓ Average Freight Rate Assessment (AFRA); and
- ✓ A 15% premium added to the AFRA rate

The Worldscale and AFRA rates are sourced from independent publications and are a reasonable proxy of rates applicable to South African ports. The Worldscale freight rate is adjusted annually in January and the monthly AFRA information is obtained from the London

Discussion Document on the Review of the
Basic Fuel Prices (BFP) structures

Tanker Broker's Panel. Platts also publishes the freight rates as an independent source.

The size of vessels which can off-load product at local harbour facilities is restricted and, therefore, the Working Rules to administer the Basic Fuels Price (BFP) allows for fuels to be transported from external refining centres to South African ports in Medium Range (MR) vessels [39,999 Dead Weight Tonne (DWT)]. It is furthermore assumed that the cargoes will be loaded at the same port and combination cargoes would be delivered fully utilising the vessel's loading capacity, thus benefiting from economies of scale. The current change in global supply and demand demographics of the different products necessitates dedicated vessels per product and economies of scale.

The 15% premium on freight could not be justified during the investigations and discussions with international pricing, namely Platts and Argus. The freight rate includes all the costs associated with transporting products from the international markets to their respective destinations. The Department recommends that **the 15% premium should be removed** from the freight rate and actual Freight costs be obtained from the relevant international pricing agencies.

7. Insurance

The insurance cost is currently included in the calculations of the Basic Fuel Prices because, of the risk involved in transporting the different petroleum products from the international markets to the different destinations. Therefore, the department recommends that insurance cost should continue to be included in the BFP calculations. **The status quo should remain.**

8. Ocean Loss / Evaporation

Some hydrocarbons molecules are lost during the transportation of petroleum products due to evaporation. The advancement in technology has reduced evaporation or ocean loss significantly. The Gibson Shipbrokers have recommended that evaporation should be about 0.1%. The BFP Working Rules make provision for 0.3% ocean loss currently. The Department recommends that evaporation or ocean loss **be reduced from 0.3% to 0.1%** as recommended by Gibson Shipbrokers.

Discussion Document on the Review of the
Basic Fuel Prices (BFP) structures

9. Cargo Dues

The tariff for the utilisation of local harbour facilities when fuel products are discharged from vessels are determined by the National Ports Authority of South Africa and the Department incorporates the latest applicable tariff in the Basic Fuel Price calculations. Therefore, the Department recommends that cargo dues continue to be included in the BFP calculations using the tariff published by National Port Authority of South Africa. ***The status quo should remain.***

10. Demurrage

The demurrage period, outside the responsibility of the Oil Company or importer of petroleum products, is 3 days in the current Basic Fuel Price calculations. The Department obtained data from the Transnet National Port Authority (TNPA) which indicated that the average demurrage is 1.5 days to dock or berth and offload petroleum products at the Durban Port. However, it may take longer than 3 days during adverse weather conditions. The BFP Working Rules make provision for the recovery of demurrage costs up to 3 days. The Department recommends that the demurrage days should ***be reduced from 3 to 2 days*** based on the information from the Transnet National Port Authority which shows that it takes, on average, 1.5 days to dock and offload petroleum products vessels at their harbours.

11. Coastal Storage Stockholding Costs

The coastal storage is one of the deemed elements of the BFP because, the majority of the importers utilise their tankage within the refineries and not stand alone storage facilities. The only exception is in Island View in Durban, where most of the storage tanks are owned by local oil companies, exceptions include storage facilities owned by Island View Storage and VOPAK who primarily serve the chemical industry. However, they do offer limited storage to the local oil industry.

11.1 Current BFP position

Currently the Basic Fuel Price formula caters for 25 days storage and none of the refiners keep stock for 25 days because, it is in their interest to get the products into the market as quickly as possible. It is very unlikely that the Independent Wholesalers (IW) would keep products for 25

Discussion Document on the Review of the
Basic Fuel Prices (BFP) structures

days. In fact, none of the oil companies have coastal storage except the storage tanks that are integrated to their refineries. This item was included in the BFP formula because, it is a deemed pricing mechanism which assumes that all the petroleum products that are consumed in South Africa are imported and, therefore, would require storage at the harbour. In fact, it was not part on the IBLC formula that was replaced by the BFP.

11.2 New proposed position by the Department

The Department recommends that the coastal storage element should **be reduced from 25 days to between 10-15 days** based on the fact that oil companies normally keep commercial stock of petroleum products that would last for 10-15 days during unplanned shutdowns. The actual number of days will be determined once the Department has obtained submissions from the stakeholders.

12. Stock Financing Costs

Most of the Oil Companies obtain financing at an interest rate below the prevailing prime rate, ie. at prime rate minus 2. The Department recommends this element should be retained in line with 11.2 above.

13. Conclusion

The Department had engagements with SAPIA members, Deputy Harbour Master, Platts, Argus and Thompson Reuters, as part of the investigations. It is envisaged that the revised BFP formula will be implemented in 2019 after extensive consultation with all the stakeholders. The Department will consolidate all the comments and / or inputs from all the stakeholders and conduct a workshop before finalising its position on the BFP review. The Department is of the view that the import parity principle should be maintained for imported petroleum products but, the BFP should be un-deemed to reflect the actual cost of landing products at South African ports.

DEPARTMENT OF JUSTICE AND CONSTITUTIONAL DEVELOPMENT
NOTICE 718 OF 2018

PROMOTION OF ACCESS TO INFORMATION ACT, 2000

DESCRIPTION SUBMITTED IN TERMS OF SECTION 15(1)

I, Tshililo Michael Masutha, Minister of Justice and Correctional Services, hereby publish under section 15(2) of the Promotion of Access to Information Act, 2000 (Act No. 2 of 2000), the descriptions submitted to me in terms of section 15(1) of the said Act by the –

LIMPOPO PROVINCIAL GOVERNMENT: OFFICE OF THE PREMIER

As set out in the Schedule



TSHILILO MICHAEL MASUTHA, MP (ADV)
MINISTER FOR JUSTICE AND CORRECTIONAL SERVICES



LIMPOPO

PROVINCIAL GOVERNMENT
REPUBLIC OF SOUTH AFRICA

OFFICE OF
THE PREMIER

**ACCESS TO RECORDS HELD BY OFFICE OF THE PREMIER
SECTION 15 (1) (a)**

**AUTOMATIC DISCLOSURE
SCHEDULE**

DESCRIPTION OF CATEGORIES OF RECORDS AUTOMATICALLY AVAILABLE IN TERMS OF SECTION 15(1) (a) OF THE PROMOTION OF ACCESS TO INFORMATION ACT 2 2000	MANNER OF ACCESS TO RECORDS
1. FOR INSPECTION IN TERMS OF SECTION 15(1)(a) (i)	
<ul style="list-style-type: none"> 1.1. Departmental Strategic, Annual Performance & Operational Plans 1.2. Departmental HRM, ICT, Financial, Records, Telecommunication, Risk Management Policies 1.3. Service Delivery Improvement Plans 1.4. Quarterly reports 1.5. Annual Reports 1.6. HR & Employment Equity Plans 1.7. Departmental File Plans 1.8. Citizens' Reports 1.9. Promotion of Access to Information Pamphlets & Brochures 1.10. Premier's Budget Speeches 1.11. Service Delivery Standards 1.12. Circulars of advertised posts 1.13. Public Service Application Forms (Z83 1.14. Library material (Legal & Communication Services) 1.15. State of the Province Address 1.16. Labour Relations Agreements 1.17. Supplier Registration Form 1.18. Limpopo Development Plans 1.19. Limpopo Spatial Development Framework 1.20. Limpopo Integrated Infrastructure Master Plan. 1.21. Organisational Structure 	<p>The records may be inspected at the Office of the Deputy Information Officer as follows:</p> <p>Office of the Premier 40 Hans Van Rensburg Street (Mowaneng Building) Office No. 22 POLOKWANE, 0699 Tel. No. 015 287 6312 Fax. No. 015 291 4046 Email address: paia@premier.limpopo.gov.za</p>

2. FOR PURCHASING IN TERMS OF SECTION 15(a)(ii)	
2.1. Bid Documents	The Bid Documents can be purchased at Office of the Premier: 40 Hans van Rensburg Street) Revenue & Budget Sub-Division, Office No. 10 - Ground Floor (Bodenstein Building)
3. FOR COPYING IN TERMS OF SECTION 15(a) (ii)	
3.1. Departmental Strategic, Annual Performance & Operational Plans 3.2. Departmental HRM, ICT, Financial, Records, Telecommunication, Risk Management Policies 3.3. Service Delivery Improvement Plans 3.4. Quarterly reports 3.5. Annual Reports 3.6. HR & Employment Equity Plans 3.7. Departmental File Plans 3.8. Citizens' Reports 3.9. Promotion of Access to Information Pamphlets 3.10. Premier's Budget Speeches 3.11. Service Delivery Standards 3.12. Circulars of advertised posts 3.13. Public Service Application Forms (Z83) 3.14. Library material (Legal & Communication Services) 3.15. State of the Province Address 3.16. Labour Relations Agreements 3.17. Supplier Registration Form 3.18. Limpopo Development Plans	The records may be accessed for copying at the Office of the Deputy Information Officer as follows: Office of the Premier 40 Hans Van Rensburg Street (Mowaneng Building) Office No. 22 (Ground Floor) POLOKWANE , 0699 Tel. No. 015 287 6312 Fax. No. 015 291 4046 Email address: paia@premier.limpopo.gov.za
4. FREE OF CHARGE IN TERMS OF SECTION 15(a)(iii)	
4.1. State of the Province Address 4.2. Public Service Application for Employment Forms (Z83) 4.3. Promotion of Access to Information Pamphlets & Brochures 4.4. Knowledge Management Brochures	The records may be accessed free of charge at the Office of the Deputy Information Officer as follows: Office of the Premier 40 Hans Van Rensburg Street (Mowaneng Building) Office No. 22 (Ground Floor) POLOKWANE , 0699 Tel. No. 015 287 6312 Fax. No. 015 291 4046 Email address: paia@premier.limpopo.gov.za

DEPARTMENT OF JUSTICE AND CONSTITUTIONAL DEVELOPMENT**NOTICE 719 OF 2018****PROMOTION OF ACCESS TO INFORMATION ACT, 2000****DESCRIPTION SUBMITTED IN TERMS OF SECTION 15(1)**

I, Tshililo Michael Masutha, Minister of Justice and Correctional Services, hereby publish under section 15(2) of the Promotion of Access to Information Act, 2000 (Act No. 2 of 2000), the descriptions submitted to me in terms of section 15(1) of the said Act by the –

DEPARTMENT OF SMALL BUSINESS DEVELOPMENT

As set out in the Schedule



TSHILILO MICHAEL MASUTHA, MP (ADV)
MINISTER FOR JUSTICE AND CORRECTIONAL SERVICES



small business
development

Department:
Small Business Development
REPUBLIC OF SOUTH AFRICA

**SECTION 15 REPORT: VOLUNTARY DISCLOSURE AND
AUTOMATIC AVAILABILITY OF RECORDS**

PROMOTION OF ACCESS TO INFORMATION ACT (NO 2 OF 2000)

June 2018

DESCRIPTION OF CATEGORY OF RECORDS AUTOMATICALLY AVAILABLE IN TERMS OF SECTION 15(1)(a) OF THE PROMOTION OF ACCESS TO INFORMATION ACT, 2000	MANNER OF ACCESS TO RECORDS (e.g. website) (SECTION 15(1)(b))
FOR INSPECTION IN TERMS OF SECTION 15(1)(a)(i):	
Cooperatives Act (No. 14 of 2005) Cooperatives Amendment Act (No. 06 of 2013)	Obtained from Department of Small Business Development Tel: 0861 843 384

FOR PURCHASING IN TERMS OF SECTION 15(1)(a)(ii):	
Publications and Information is available on the DSBD website or by request free of charge.	

FOR COPYING IN TERMS OF SECTION 15(1)(a)(ii):	
Records available for inspection in terms of Section 15(1)(a)(i), as specified above, is available according to the criteria specified	

AVAILABLE FREE OF CHARGE IN TERMS OF SECTION 15(1)(a)(iii):	
<p><u>Information available by request or some information can be obtained from the DSBD website</u></p> <p>Information relating to the following:</p> <ul style="list-style-type: none"> • Overview of DSBD • SMME development • Events • Contact Details • DSBD Values 	<p>The Information specified is available on the DSBD website: www.dsbd.gov.za or by request.</p>

DESCRIPTION OF CATEGORY OF RECORDS AUTOMATICALLY AVAILABLE IN TERMS OF SECTION 15(1)(a) OF THE PROMOTION OF ACCESS TO INFORMATION ACT, 2000	MANNER OF ACCESS TO RECORDS (e.g. website) (SECTION 15(1)(b))
<ul style="list-style-type: none"> About DSBD Service Offered by DSBD Media Releases Speeches Operating Hours Co-operatives Administration Acts and Regulations Mandate, Vision and Mission DSBD Programmes Leadership Downloads Publications Careers Strategic Objectives <p><u>List of publication available</u></p> <ul style="list-style-type: none"> Service delivery improvement plan 2015 to 2018 Annual report 2015/16 vote 31 DSBD Strategic Plan 2015 to 2019 Strategic Plan Revised 2015 to 2019 2017/18 Monthly Financial Report 2017/18 Quarterly Performance Reports 2016/17 Annual Report. PAIA Manual 	<p>Soft and hard copies of Publications can be obtained from Marketing unit.</p> <p>Postal Address</p> <p>Private Bag X84</p> <p>Pretoria</p> <p>0001</p> <p>Street Address</p> <p>77 Meintjies Street</p> <p>Sunnyside</p> <p>Pretoria</p> <p>0002</p>

DESCRIPTION OF CATEGORY OF RECORDS AUTOMATICALLY AVAILABLE IN TERMS OF SECTION 15(1)(a) OF THE PROMOTION OF ACCESS TO INFORMATION ACT, 2000	MANNER OF ACCESS TO RECORDS (e.g. website) (SECTION 15(1)(b))
<ul style="list-style-type: none"> • 2018/19 Technical Indicator Description. • Annual Performance Plan 2018-2019 • Local Economic Development Forums • Draft Regulations Cooperatives 2015 • Integrated strategy on the development and promotion of cooperatives • Co-operatives catalogue • Red tape reduction booklet • Shared economic infrastructure facility guidelines • Youth enterprise development strategy • Youth support programme • Co-operative Incentive Scheme (CIS) • Co-operatives Act 2006 • Co-operatives Amendment Act, 2013 (Act No. 06 of 2013) • Co-operatives handbook • Guidelines to Co-Ops Act • Co-operatives information leaflet • Launch of SEDA-FRENCH Technology Lab • Guide to the Co-Operatives Act 2005 • Local Economic Development Forums • CIS Guidelines • CIS Application Form • CIS Checklist • Request for Expressions of Interest for Consulting Services • The National Informal Business Upliftment Strategy (NIBUS) 	

DESCRIPTION OF CATEGORY OF RECORDS AUTOMATICALLY AVAILABLE IN TERMS OF SECTION 15(1)(a) OF THE PROMOTION OF ACCESS TO INFORMATION ACT, 2000	MANNER OF ACCESS TO RECORDS (e.g. website) (SECTION 15(1)(b))

Recommendation/s Approved	YES		NO		
---------------------------	-----	--	----	--	--

Name:	Edith Vries
Designation:	Director General
Date:	

**DEPARTMENT OF JUSTICE AND CONSTITUTIONAL DEVELOPMENT
NOTICE 720 OF 2018**

PROMOTION OF ACCESS TO INFORMATION ACT, 2000

DESCRIPTION SUBMITTED IN TERMS OF SECTION 15(1)

I, Tshililo Michael Masutha, Minister of Justice and Correctional Services, hereby publish under section 15(2) of the Promotion of Access to Information Act, 2000 (Act No. 2 of 2000), the descriptions submitted to me in terms of section 15(1) of the said Act by the –

NATIONAL REGULATOR FOR COMPULSARY SPECIFICATIONS

As set out in the Schedule



**TSHILOLO MICHAEL MASUTHA, MP (ADV)
MINISTER FOR JUSTICE AND CORRECTIONAL SERVICES**

FORM D**AUTOMATICALLY AVAILABLE RECORDS AND ACCESS TO SUCH RECORDS: (Section 15 of the Promotion of Access to Information Act, 2000 (Act 2 of 2000)) [Regulation 5A]****NATIONAL REGULATOR FOR COMPULSORY SPECIFICATIONS**

DESCRIPTION OF CATEGORIES OF RECORDS AUTOMATICALLY AVAILABLE IN TERMS OF SECTION 15 (1) OF THE PROMOTION OF ACCESS TO INFORMATION ACT, 2000 (ACT 2 OF 2000)	MANNER OF ACCESS TO RECORDS
FOR INSPECTION IN TERMS OF SECTION 15 (1) (A) (I)	
<ol style="list-style-type: none"> 1. NRCS Strategic Plans 2. NRCS Annual Reports 3. Tender/Bid Documents 4. Legislation Administered by the NRCS 5. Vacancies 6. Media Statements 7. Policy documents 8. VC's (Compulsory Specifications) 9. PAIA Manual 10. Speeches and presentations 11. Records of regulated commodities and products 	<p>These records are available for inspection at NRCS Head office on request or addressed to the office of the Chief Information Officer at; National Regulator for Compulsory Specifications, Private Bag X25, Brooklyn, Pretoria 0075</p> <p>Also Available online on: http://www.nrcs.org.za</p>
FOR COPYING IN TERMS OF SECTION 15 (1) (a) (II)	
<ol style="list-style-type: none"> 1. NRCS Strategic Plans 2. NRCS Annual Reports 3. Tender/Bid Documents 4. Legislation Administered by the NRCS 5. Vacancies 6. Media Statements 7. Policy documents 8. VC's (Compulsory Specifications) 9. PAIA Manual 10. Speeches and presentations 11. Records of regulated commodities and products 	<p>These records are available for copying at NRCS Head office on request or addressed to the office of the Chief Information Officer at; National Regulator for Compulsory Specifications, Private Bag X25, Brooklyn, Pretoria 0075</p> <p>Also Available online on: http://www.nrcs.org.za</p>
AVAILABLE FREE OF CHARGE IN TERMS OF SECTION 15 (1) (a) (iii)	
<ol style="list-style-type: none"> 1. NRCS Strategic Plans 	These records are available free

DESCRIPTION OF CATEGORIES OF RECORDS AUTOMATICALLY AVAILABLE IN TERMS OF SECTION 15 (1) OF THE PROMOTION OF ACCESS TO INFORMATION ACT, 2000 (ACT 2 OF 2000)	MANNER OF ACCESS TO RECORDS
<ol style="list-style-type: none"> 2. NRCS Annual Reports 3. Tender/Bid Documents 4. Legislation Administered by the NRCS 5. Vacancies 6. Media Statements 7. Policy documents 8. VC's (Compulsory Specifications) 9. PAIA Manual 10. Speeches and presentations 11. Records of regulated commodities and products 	<p>of charge at NRCS Head office on request or addressed to the office of the Chief Information Officer at; National Regulator for Compulsory Specifications, Private Bag X25, Brooklyn, Pretoria 0075</p> <p>Also Available online on: http://www.nrscs.org.za</p>

**DEPARTMENT OF LABOUR
NOTICE 721 OF 2018**

Notice published by the Essential Services Committee ('the Committee') in terms of section 71, read with section 70(2)(a) of the Labour Relations Act, 1995 (Act No 66 of 1995 as amended)

- A.** Notice is hereby given in terms of section 71, read with section 70(2)(a) of the Labour Relations Act, 1995 (Act No 66 of 1995 as amended), that the Committee is in the process of conducting an investigation as to whether the following services are essential:
- 1.** Port and Marine Services [Section 70(B)(1)(d)];
 - 2.** The service of detecting and reporting forest fires;
 - 3.** The following services rendered by civil aviation authority:
 - Accident and Incident Investigation;
 - Aviation infrastructure;
 - Aviation Safety Operations;
 - Aviation Security; and
 - Corporate Service
- B.** Notice is hereby given for the variation in terms of Section 71(9) of the following designations rendered by the Committee on:
- 12 September 1997, under GN R1216 GG 18276, on the payment of social pensions one month after the fall due; and**
- C.** Notice is hereby given that the Committee will hear oral representations as follows:
- (i) Date: 10 December in Johannesburg
Venue: CCMA Offices, 28 Harrison Street, 8th floor
Sector: Port and Marine Services @ 11h00
Services rendered by civil aviation authority @ 11h00
The service of detecting and reporting forest fires @ 13h00
The payment of social pensions one month after the fall due @ 13h00
- (ii) Date: 11 December in Durban
Venue: CCMA Offices, 275 Anton Lembede Street, Embassy House
Sector: The service of detecting and reporting forest fires @ 10h00
Port and Marine Services @ 11h00
Services rendered by civil aviation authority @ 13:00
The payment of social pensions one month after the fall due @ 13h00
- (iii) Date: 12 December in Cape Town
Venue: CCMA Offices, 78 Darling Street
Sector: Port and Marine Services @ 11h00
Services rendered by civil aviation authority @ 11h00
The service of detecting and reporting forest fires @ 13h00
The payment of social pensions one month after the fall due @ 13h00

- (iv) Date: 13 December in Port Elizabeth
Venue: CCMA Offices, 97 Govan Mbeki Avenue
Sector: Port and Marine Services @ 11h00
Services rendered by civil aviation authority @ 11h00
The service of detecting and reporting forest fires @ 13h00
The payment of social pensions one month after the fall due @ 13h00

D. Any interested party requiring an opportunity to make oral representations must:

- (i) Indicate its intention to do so, in writing, to the ESC on or before 07 December 2018 (to either BeverlyR@CCMA.org.za or to fax: 086 660 6132);
- (ii) State the nature of the interest in the investigation;
- (iii) State whether it relies or intends to rely on any expert evidence, and if so, provide a brief summary of that expert evidence; and
- (iv) Specify its address, telephone and telefax numbers and e-mail contact address.

For all Inquiries, please contact Beverly Ramoncha on BeverlyR@CCMA.org.za



DEPARTMENT OF LABOUR
NOTICE 722 OF 2018
LABOUR RELATIONS ACT, 1995

**APPLICATION FOR VARIATION OF REGISTERED SCOPE OF A BARGAINING
COUNCIL**

I Lehlohonolo Daniel Molefe, Registrar of Labour Relations, hereby, in terms of section 58(1) of the Labour Relations Act, 1995, give notice that an application for the variation of its registered scope has been received from the **Bargaining Council for the Laundry, Cleaning and Dyeing Industry (Kwa Zulu Natal)**.

Particulars of the application are reflected in the subjoined table.

Any person may object to the application on any or all of the following grounds:

- (a) the applicant has not complied with the provisions of section 29 of the Act, read with the changes required by the context;
- (b) the sector and area in respect of which the application is made is not appropriate; and
- (c) the applicant is not sufficiently representative in the sector and area in respect of which the application is made.

Any person who objects must lodge his/her written objection with me, c/o the Department of Labour, Laboria House, 215 Francis Baard Street, Pretoria (postal address: Private Bag X117, Pretoria, 0001), within 30 days of the date of this notice. A copy of the objection must be served on the applicant within the said period and I must be satisfied that a copy of the objection has been served on the applicant.

The applicant may respond to the objection within 14 days of the expiry of the 30-day period mentioned above and must satisfy me that a copy of the response has been served on the person who objected within the 14-day period.

TABLE

Name of the bargaining council:

Bargaining Council for the Laundry, Cleaning and Dyeing Industry (Kwa Zulu Natal)

Address of the bargaining council:

1st Floor James Bolton Hall
127 Magwaza Maphalala Street (Gale Street)
UMBILO
4001

P O BOX 18294
DALBRIDGE
4014

Date on which application was lodged:

18 September 2018

Intention of the application

The intention of the application is to vary the scope of the definition of the sector.

The intention of this application is to remove ambiguities in its definition of the sector as stipulated in its Certificate of Registration, experienced by the council when enforcing compliance of its agreement in the industry.

Interest in respect of which the application is made:

The Laundry, Cleaning, and Dyeing Industry, in the Province of KwaZulu-Natal

"Laundry, Cleaning and Dyeing Industry" or "Industries" means, without in any manner limiting the ordinary meaning of the expression, the industry carried on in the establishments or premises of any nature, Laundromats/ laundrette, in house laundries within commercial/non-commercial sites where articles are laundered, cleaned or dyed

- a) to the order of the customer
- b) as a service or direct or indirect benefit to customers, or
- c) by reason of usage of such article by a customer and which article is might, may or likely to be used by either the same customer thereafter and shall include depots and /or vehicles where such articles are received in order to be laundered, cleaned or dyed.

"Laundromats/Laundrette" is an establishment engaged in the washing, drying and ironing of primary domestic laundry, including coin/token operated automatic machines, using no steam from fuel fired boilers, and available for public use.

"In- house laundries" means laundries that are based within commercial/ non-commercial sites that do work for those establishments where articles are laundered, cleaned or dyed.

Area(s) in respect of which registration is held:

The Laundry, Cleaning and Dyeing Industry as defined hereunder in the Province of Kwa-Zulu Natal.

“Laundry, Cleaning and Dyeing Industry” means without in any way limiting the ordinary meaning of the expression, the industry carried on in establishments, Laundromats/laundrette, in-house laundries within commercial sites where articles are laundered, cleaned or dyed to the order of customers, and shall include depots and/or vehicles where such articles are received in order to be laundered, cleaned or dyed to the customers.

“Laundromats/Laundrette” is an establishment engaged in the washing, drying and ironing of primary domestic laundry, through coin/token operated automatic machines, using no steam from fuel fired boilers, and available for public use:

“In-house laundries” means laundries that are based within commercial sites that do commercial work for those establishments where articles are laundered, cleaned or dyed.

Representativeness of the Council:

Total number of employees falling within the new scope of the Council and who belong to trade union which is a party to the Council:

671

Total number of employers falling within the new scope of the Council and who belong to the employers’ organisation which is a party to the Council:

124

Total number of employees employed within the new scope of the Council by the employers that belong to the employers' organisation which is a party to the Council:

1 094

Total number of employers within the new scope of the Council:

228

Total number of employees employed within the new scope of the Council:

1 464



REGISTRAR OF LABOUR RELATIONS

DATE: 07 Nov 2018

**DEPARTMENT OF POLICE
NOTICE 723 OF 2018**



GENERAL NOTICE ANNUAL FEE INCREASE

**PRIVATE SECURITY INDUSTRY REGULATIONS ACT 56 OF 2001 AND SECURITY
OFFICERS ACT NO. 92 OF 1987**

**PUBLICATION OF AMENDMENT TO THE REGULATIONS MADE UNDER THE SECURITY
OFFICERS ACT (ACT NO. 92 OF 1987)**

The Private Security Industry Regulatory Authority, with the concurrence of the Minister of Police, under sections 43 and 44(7) of the Private Security Industry Regulation Act, 2001 (Act 56 of 2001) read with section 32(1) of the Security Officers Act, 1987 (Act 92 of 1987), hereby intend to make the Regulations in the Schedule hereto.

The draft amendments are contained in the Schedule to this Notice and are hereby published for general information and written comments from interested and / or affected persons. Any written comment must be submitted to the office of the Director: Private Security Industry Regulatory Authority. The comments must reach the said office by not later than **01 February 2019** at the following address:

Postal address:
The Director
Private Security Industry Regulatory Authority
Private Bag X 817
PRETORIA
0001

Street address:

420 Witch-Hazel Avenue
Eco Glades 2 Office Park, Block B
Highveld Ext 70
Centurion
OR

Siziwe Zuma at the following addresses

Email: Comments@psira.co.za

Tel: 012 003 0600

Fax: 086 2180313

PRIVATE SECURITY INDUSTRY REGULATORY AUTHORITY**SCHEDULE****AMENDMENT OF THE REGULATIONS MADE UNDER THE SECURITY OFFICERS ACT, 1987 (ACT 92 OF 1987)****Definitions**

1. In this Schedule-

- (a) "the Act" means the Security Officers Act, 1987 (Act 92 of 1987);
- (b) "the Authority" means the Private Security Industry Regulatory Authority established in terms of section 2(1) of the Private Security Industry Regulation Act, 2001 (Act 56 of 2001) and has the same meaning as the "Board" as defined in section 1 of the Act;
- (c) "the Regulations" means the regulations published by Government Notice No. R.797 in *Government Gazette* No. 12413 of 2 April 1990, as amended; and
- (d) "year" means a twelve-month period commencing on 1 April and ending on 31 March.

Commencement

- 2. The Regulations contained in this Schedule will come into effect on 01 April 2018

Amendment of regulation 1 of the Regulations

3. Regulation 1 of the Regulations is hereby amended-

- (a) by the substitution for the definition of "prescribed amount" of the following definition:

"prescribed amount" in regard to a security business registered as such means the sum of the applicable amounts contemplated in regulation 9 (3), and in the case of any person registered as a security officer, but not a security business, the amount contemplated in regulation 9 (4);

- (b) by the deletion of the definition of "prescribed fees"; and
- (c) by the deletion of the definition of "Registrar of the Board".

Substitution of regulation 7 of the Regulations

- 4. The following regulation is hereby substituted for regulation 7 of the Regulations:

"Payment of prescribed amounts and related matters

7. (1) Every security business must, on or before the 15th day of each calendar month, furnish to the Board a document signed or authenticated by a responsible person acting on behalf of such security business, being a return containing, in respect of every security officer employed, used, deployed, engaged or made available by it during that month or any part of that month, their full names, identity numbers, contact telephone numbers, registration numbers allocated in terms of section 11 (3) of the Act, the period of their service during that month, and the geographic area or areas of such service.
- (2) A registered security business must pay to the Board that portion of the prescribed amount as is referred to in regulation 9(3)(a) and 9(3)(b), in accordance with sub-regulation (3).
5. Regulation 7 is hereby amended by the addition for sub regulation 3(a) of the following sub regulation:
- (3) (a) The prescribed amount for any year must, subject to this sub-regulation, in relation to security business employing 100 and more security officers be paid to the Board before or on 07 May of the year concerned.
- (b) In the case of a security business becoming registered in terms of section 11 of the Act on or after 1 April in a given year, the prescribed amount in respect of that year must be paid to the Board on or before the last day of the month during which the security business was so registered.
- (c) Where a security business increases in size to the point where it falls into a different category, as contemplated in regulation 9(3)(a), the supplementary amount which becomes due must be paid to the Board on or before the last day of the month in which the security business falls into a different category.
6. Regulation 7 is hereby amended by the insertion for subregulation 3 of the following paragraphs
- (d) In the case of security business employing 21 – 100 security officers, 50% of the fees is payable by 7 May of each year. The remaining 50% is payable in 2 equal instalments. The first instalment will be due by 7 June and the second instalment due by 7 July of each year.
- (e) In case of security business employing 0 – 20 security officers, 50% of the fees is payable by 7 May of each year. The remaining 50% is payable in 5 equal instalments first instalment due on 7 June, second instalment due on 7 July, third instalment due on 7 August, fourth instalment due on 7 September and the fifth instalment due on 7 October of each year.
- (4) A security business must pay to the Board that portion of the prescribed amount arrived at in accordance with regulation 9 (3)(c), within three (3) days after the end of the calendar month in respect of which it is due.

- (4A) (a) A security business must pay to the Board an amount equal to the prescribed amount referred to in regulation 9(4), for every security officer employed, used, deployed or made available by that security business to render a security service during April in a given year, to the Board on or before 07 May of the year concerned.
- (b) In respect of security officers not employed, used, deployed or made available by a security business to render a security service during April in a given year, but who become employed, or are used, deployed or made available by a security business to render a security service in any later month in a given year, the security business must pay to the Board, on or before the last day of such later month in that year, an amount equal to the prescribed amount referred to in regulation 9(4), for every such security officer.
- (c) Any person who or which is not a security business but who employs, uses or deploys a security officer, must pay to the Board an amount equal to the prescribed amount referred to in regulation 9(4), for every security officer so employed, used or deployed during April in a given year, to the Board on or before 07 May of the year concerned.
- (d) In respect of security officers who become employed, or are used or deployed by any person who or which is not a security business, to render a security service in any month other than April in a given year, such person must pay to the Board, on or before the last day of such later month in that year, an amount equal to the prescribed amount referred to in regulation 9(4), for every such security officer.
- (e) A security officer who renders a security service in any year but who is not employed, used, deployed or made available by a security business or any other person liable for payment in terms of sub-regulations (a), (b), (c) or (d) above, must pay to the Board an amount equal to the prescribed amount referred to in regulation 9(4), on or before 07 May

of each year.

- (5) Nothing in this regulation prevents a written agreement being entered into between the Board and any security business regarding the method and date of payment of the prescribed amount.
- (6) Any amounts paid in accordance with the requirements of the Regulations are not refundable.

7. regulation 7 is hereby amended by the addition to sub-regulation (7) of the following:

- (7) Any security business which fails to pay to the Board, within the period allowed for such payment—
- (a) the prescribed amount payable in terms of this regulation;
 - (b) the prescribed amount payable in terms of an agreement referred to in sub-regulation (5); or
 - (c)
 - (d) an amount deducted by it in terms of section 18 (4) (a) of the Act,

must pay to the Board- Interest and Penalties for Non-Payment of Prescribed Fees

- (a) the unpaid amount referred to above;
- (b) interest on the unpaid amount at the rate determined from time to time in terms of the Prescribed Rate of Interest Act, 1975 (Act No. 55 of 1975); and
- (c) a penalty arrived at by calculating ten (10) per cent of that sum arrived at by adding to the unpaid amount the interest accrued thereon to date of calculation of the penalty:

Provided that if the Board is satisfied that the failure to pay or pay over any amount in terms of this regulation was not due to an intent to evade or postpone payment or otherwise evade obligations in terms of this regulation or the Act, it may remit the whole or part of the penalty imposed in terms of paragraph (c) of this sub-regulation.

- (8) Any amount of interest and any penalty owing to the Board in terms of sub-regulation (7) will be regarded as part of the prescribed amount as contemplated in section 18 (1) and section 18 (2) of the Act.

8. regulation 7 is hereby is amended by the insertion of title to sub-regulation (9) of the following:

— Penalties for Non- Disclosure

- (9) - Any security business which
 - (a) fails to provide the Board with the return contemplated in sub-regulation (1) within the period allowed;
 - (b) fails to provide the Board with a return that materially complies with the requirements contained in sub-regulation (1);
 - (c) intentionally or negligently submits a return to the Board which is false or misleading in any material respect;
 - (d) fails to provide to the Board, within the period allowed, the additional information required by the Board in terms of sub-regulation (3) (d); or
 - (e) fails to deduct an amount as contemplated in section 18 (4) (a) of the Act from the remuneration of a security officer that it should have deducted,will be guilty of an offence and on conviction liable to a fine not exceeding R100,000.00.
- (f) A conviction for an offence in terms of these regulations shall not exempt the security business convicted from the payment of any penalty or interest payable in accordance with the provisions of these regulations.

9. regulation 7 is hereby is amended by the insertion of title to sub-regulation (9A) of the following:

Computation of Penalties and Investigations for Non-Disclosure

- (9A) Notwithstanding the provisions of sub – regulation (9), any security business which intentionally or negligently (a) fails to submit a return to the Board disclosing security officers employed to evade payment of prescribed annual fees or (b) submits a return to the Board which is false or misleading in relation to the number of security officers employed,
- (i) will be liable to a penalty not exceeding an amount equal to double the amount of the prescribed annual fees referred to in paragraph (a) or the difference “determined” between the amount of annual fees that were due and payable by the security business to the Board and the amount the security business has paid to the Board in case of paragraph (b)
 - (ii) will be a subject of an investigation by the Board to check into the security business’ reporting as required in terms of sub – regulation (1) for the preceding 3 years. Any non-compliance found, the Board may levy penalties not exceeding the amount equal to double the amount of the prescribed fees or the determined difference for every year of failure to disclose as prescribed.
- (9AA) The envisaged investigation under (9A) will assist the Board to determine the appropriate percentage of penalty, in relation to whether,
- (a) the non- disclosure was substantial
 - (b) the non-disclosure was intentional
- (10) Any director, member, owner, partner, trustee, administrator or manager, according to the case, of a security business—
- (a) who fails to take all reasonable steps to ensure that the security business of which he or she is a director, member, owner, partner, trustee, administrator or manager, according to the case—
 - (i) complies with an obligation in terms of sub-regulation (1);
 - (ii) complies with an obligation in terms of sub-regulation (3) (d);
 - (iii) complies with an obligation in terms of section 18 (4) (a) of the Act to deduct an amount from the remuneration of a security officer; or
 - (iv) does not contravene a provision of sub-regulation (9); or
 - (b) who intentionally or negligently submits a return referred to in sub-regulation (1) to the Board or allows such a return to be submitted to the Board on behalf of the security business in question, which is false or misleading in any material respect,
- will be guilty of an offence and on conviction be liable to a fine not exceeding R100,000.00 or to imprisonment for a period not exceeding twenty four (24) months.

Substitution of regulation 9 of the Regulations

5. The following regulation is hereby substituted for regulation 9 of the Regulations:

“Prescribed amounts.—

9(1)

(2)

(3) The prescribed amount contemplated in section 18 (1) of the Act must, in the case of a security business registered as a security service provider, be determined by adding together the amounts contemplated in paragraphs (a) or (b), as the case may be, and (c) below:

(a) the amount specified in **Schedule A** applicable to the category in which the security business falls, per year, provided that if a security business increases in size to the point where it falls into a different category at any date during a year, it shall be liable to pay the difference between the amount already paid and the amount applicable to the category in which it then falls; or

(b) in the case of a security business becoming registered in terms of section 11 of the Act on or after 1 April in a given year, one twelfth of the applicable amount referred to in sub-regulation (a), multiplied by the number of months in that year in which the security business was registered, commencing in the month during which the security business was so registered, and ending in March; and

(c) the amount specified in **Schedule B** per calendar month or any part thereof, multiplied by the number of security officers employed, used, deployed or made available to render a security service during each calendar month or any part thereof.

(4) The prescribed amount contemplated in section 18 (1) of the Act, in the case of a person registered as a security officer, but not acting as a security business, is the amount specified in **Schedule C** per year, regardless of the date on which the security officer is registered as such.

SCHEDULE A

Category of security business	Applicable fee per year
Largest (>5 000 SOs employed)	R55 000
Larger (2 001 to 5 000 SOs employed)	R50 800
Large (801 to 2 000 SOs employed)	R47 700
Medium A (401 to 800 SOs employed)	R35 000
Medium B (201 to 400 SOs employed)	R33 400
Emerging Small (101 to 200 SOs employed)	R15 900
Small (51 to 100 SOs employed)	R10 100
Smaller A (21 to 50 SOs employed)	R7 600
Smaller B (6 to 20 SOs employed)	R7 000
Smaller C (< 6 SOs employed)	R6 300

SCHEDULE B

Category of security business	Applicable fee per month for each security officer employed
Largest (>5 000 SOs employed)	R2.70
Larger (2 001 to 5 000 SOs employed)	R2.70
Large (801 to 2 000 SOs employed)	R2.70
Medium A (401 to 800 SOs employed)	R2.70
Medium B (201 to 400 SOs employed)	R2.70
Emerging Small (101 to 200 SOs employed)	R2.70
Small (51 to 100 SOs employed)	R2.70
Smaller A (21 to 50 SOs employed)	R2.70
Smaller B (6 to 20 SOs employed)	R2.70
Smaller C (< 6 SOs employed)	R2.70

SCHEDULE C

Category of person	Applicable fee per year
Security officer (other than a car guard)	R84.00



PSiRA
Private Security Industry Regulatory Authority

CONSULTATION PAPER
REVIEW OF THE ANNUAL FEES FOR 2019/2020 FINANCIAL YEAR
FOR THE PRIVATE SECURITY INDUSTRY

CONTENTS

1. Abbreviations and Definitions.....	3
2. Policy statement	4
3. Background	5
4. Consultation process.....	6
5. Current Fee structure	7
6. Basis for the review	9
7. Method of payment	9
8. Proposed Annual fees	10
9. Distribution of security officers employed per class	12
10. Industry Stakeholders Consultations	14
11. Consultation Schedule.....	16
12. Conclusion	18

1. Abbreviations and Definitions

In this document

Largest service provider (LSP) – a registered security business in terms of the PSIR Act, which employs more than 5000 security officers.

Larger service provider (LSP) – a registered security business in terms of the PSIR Act, which employs more than 2000 but less than 5001 security officers.

Large service provider (LSP) – a registered security business in terms of the PSIR Act, which employs more than 800 but less than 2001 security officers.

Medium A-size service provider (MSPA) – a registered security business in terms of the PSIR Act, which employs more than 400 but less than 801 security officers.

Medium B-size service provider (MSPB) – a registered security business in terms of the PSIR Act, which employs more than 200 but less than 401 security officers.

Emerging service provider (ESP) – a registered security business in terms of the PSIR Act, which employs more than 100 but less than 201 security officers.

Small service provider (SSP) – a registered security business in terms of the PSIR Act, which employs more than 50 but less than 101 security officers

Smaller A service provider (SSSPA) – a registered security business in terms of the PSIR Act, which employs more than 20 but less than 51 security officers.

Smaller B service provider (SSSPB) – a registered security business in terms of the PSIR Act, which employs more than 5 but less than 21 security officers.

Smaller C service provider (SSSPC) – a registered security business in terms of the PSIR Act, which employs less than 6 security officers.

Registered and active service providers – these are security service providers both individual and businesses who are actively operating in the industry.

PSiRA – Private Security Industry Regulatory Authority

PSIR Act – The enabling Act

Effective Date - The Annual Fees Regulations shall commence at a date to be determined by the Minister.

2. Policy statement

The Authority was established in terms of Section 2 of the Private Security Industry Regulation Act (56 of 2001) in 2002, hereinafter referred to as the "Act". The strategic mandate of PSiRA originates from the Act and the regulations issued in terms thereof. The primary objectives of PSiRA are to regulate the private security industry and to exercise effective control over the practice of the occupation of security service provider in the public and national interest and in the interest of the private security industry itself.

The Authority is funded through annual fees payable by registered security services providers as well as other tariffs as determined by Council. Other income includes

registrations fees, training fee income, fine income, infrastructure assessment fees and other charges as determined by the PSIR Act.

The entire revenue is utilized to defray operational and capital expenditure of the PSiRA incurred in the normal course of discharging its mandate in terms of the PSIR Act.

During 2018/2019 financial year, the Authority will embark on a review of the Private Security Levies Act 23 of 2002. The purpose of the review will be to align the Act prior to implementation and to effectively address the funding gaps which currently exist.

3. Background

Currently, PSiRA is fully funded by the annual fees it receives from the registered security service providers representing the industry within its regulatory jurisdiction. These annual fees are used to cover the costs of the Authority to regulate the private security industry and to exercise effective control over the practice of the occupation of security service provider, the public and national interest and the interest of the private security industry itself. The costs associated with meeting this regulatory mandate includes but not limited to;

- Conducting studies, monitoring and investigations on the rendering of security service,
- Instituting legal proceedings and defend or oppose any legal proceeding against the Authority,
- Receive and consider applications for registration of security service providers,
- Develop and maintain a computerized database.

From time to time, there are changes that impact on these cost drivers and there is a need to consider the significance of short and long term financial sustainability of the entity. In determining the authority's budget forecasts for future years and the levels of fees, the Authority must make careful assumptions about costs and activity

levels; for example, amongst others, the volume of applications for registrations received vis-à-vis a reliable information infrastructure to house and store such information as provided for in Sections 4(m) and 24 of the PSIR Act 56 of 2001.

4. Consultation process

The consultation process considers, the principles as pronounced by the Promotion of Administrative Justice Act, budget of the Authority and the judgment of the Supreme Court of Appeal (SCA) delivered on 15 August 2014 in respect of the Annual Fees Review.

The draft regulation considers the categorization of security service provider in the determination of the proposed fees structures. In order to broaden scope and enhance transparency, the consultation process will be in two-fold.

First, the Industry will be given the opportunity to submit their initial written comments and representations on the proposed annual fee review. The second process will be oral representations from the industry and relevant stakeholders. The two processes will run concurrently during the consultation period. The due date for submission of representations from interested parties shall be on 01 February 2019.

All comments and submissions from interested parties, stakeholders and Industry participants will be considered before a request for concurrence is submitted to the Minister of Police for his independent consideration.

It is anticipated that, upon the Minister's independent consideration and concurrence with the proposed review of the annual fees, final annual fees regulations will be published from the 01 March 2019.

5. Current Fee structure

The Authority introduced fees payable by Security Service Providers in November 2001. These fees are reviewed annually and the current applicable fees for 2018/2019 financial year are as follows

Class or category of Security Service provider	Class of Security Service providers	Current fees	Method of payment
Business	Largest (> 5 000 SOs employed)	R52 000	Fee payable by registered security service providers annually. Such fees are payable on or before 7 th May of each year. Extended payment terms are available for Security Businesses employing 100 and less security officers.
	Larger (2 001 to 5 000 SOs employed)	R48 000	
	Large (801 to 2 000 SOs employed)	R45 000	
	Medium A (401 to 800 SOs employed)	R33 000	
	Medium B (201 to 400 SOs employed)	R31 500	
	Emerging Small (101 to 200 SOs employed)	R15 000	
	Small (51 to 100 SOs employed)	R9 500	
	Smaller A (21 to 50 SOs employed)	R7 200	
	Smaller B (6 to 20 SOs employed)	R6 600	
	Smaller C (< 6 SOs employed)	R6 000	
Business	Largest (> 5 000 SOs employed)	R2.55	

Class or category of Security Service provider	Class of Security Service providers	Current fees	Method of payment
	Larger (2 001 to 5 000 SOs employed)		Fee payable for each security officer employed, on a monthly basis
	Large (801 to 2 000 SOs employed)		
	Medium A (401 to 800 SOs employed)		
	Medium B (201 to 400 SOs employed)		
	Emerging Small (101 to 200 SOs employed)		
	Small (51 to 100 SOs employed)		
	Smaller A (21 to 50 SOs employed)		
	Smaller B (6 to 20 SOs employed)		
	Smaller C (< 6 SOs employed)		
Individual (Security Officers)	All Security Service Providers	R84.00	Fee payable by employed security officers annually. Such fees are payable on or before 7 th May of each year.

6. Basis for the review

Historically, the annual fees were reviewed based on inflationary increases of each financial year. The fees were successfully reviewed by the Authority in 2016 after consulting with different industry stakeholders. Due to the continuing increase in operational costs the Authority decided to increase the fees on an annual basis and the increase is based on the CPI and operational costs requirements of the Authority to effectively execute its mandate as required by PSIR Act. In reviewing the current fees, the Authority will take the following into account:

- The average CPI for 2018/2019 Financial year;
- The number of security officers employed by a security business or made available by it to render a security service during a calendar month;
- The operational costs as indicated in the 2019/2020 Financial year Budget including increasing PSiRA's footprint, increasing of Inspectorate personnel and acquiring of new ERP system;
- The sectoral determination applicable in 2018/2019 Financial year; and
- Equitable contribution by different classes or categories of security service providers.

7. Method of payment

The payment method of different fees is as follows:

7.1 Annual Fees

Annual Fees are payable by the 7th May of each year (extended payment terms are available for security businesses employing 100 and less security officers)

7.2 Special Levy Fees

Special Levy Fees are payable for each Security Officer employed by the 7th of each month.

7.3 Individual Security Officer Fee

This fee is deducted from each Security Officer employed and paid over to the Authority by the 7th May of each year. The last increase was effected over ten years ago.

8. Proposed Annual fees

The proposed annual fees for to be applicable in 2019/2020 financial year are as follows.

Class or category of Security Service provider	Class of Security Service providers	Proposed fees	Method of payment
Business	Largest (>5 000 SOs employed)	R55 000	Fee payable by registered security service providers annually. Such fees are payable on or before 7 th May of each year. Extended payment terms are available for Security Businesses employing 100 and less security officers.
	Larger (2 001 to 5 000 SOs employed)	R50 800	
	Large (801 to 2 000 SOs employed)	R47 700	
	Medium A (401 to 800 SOs employed)	R35 000	
	Medium B (201 to 400 SOs employed)	R33 400	
	Emerging Small (101 to 200 SOs employed)	R15 900	
	Small (51 to 100 SOs employed)	R10 100	
	Smaller A (21 to 50 SOs employed)	R7 600	
	Smaller B (6 to 20 SOs employed)	R7 000	
	Smaller C (< 6 SOs employed)	R6 300	
Business	Largest (>5 000 SOs employed)	R2.70	Fee payable for each security officer employed, on a monthly basis
	Larger (2 001 to 5 000 SOs employed)		

Class or category of Security Service provider	Class of Security Service providers	Proposed fees	Method of payment
	Large (801 to 2 000 SOs employed)	R84.00	Fee payable by employed security officers annually. Such fees are payable on or before 7 th May of each year.
	Medium A (401 to 800 SOs employed)		
	Medium B (201 to 400 SOs employed)		
	Emerging Small (101 to 200 SOs employed)		
	Small (51 to 100 SOs employed)		
	Smaller A (21 to 50 SOs employed)		
	Smaller B (6 to 20 SOs employed)		
Individual (Security Officers)	Smaller C (< 6 SOs employed)	R84.00	Fee payable by employed security officers annually. Such fees are payable on or before 7 th May of each year.
	All Security Service Providers		

9. **Distribution of security officers employed per class**

PSIRA has categorized Security Businesses depending on a number of Security Officers employed by that Business. Currently there are 10 classes namely

- **Largest service provider (LSP)** – a registered security business in terms of the PSIR Act, which employs more than 5000 security officers.
- **Larger service provider (LSP)** – a registered security business in terms of the PSIR Act, which employs more than 2000 but less than 5001 security officers.
- **Large service provider (LSP)** – a registered security business in terms of the PSIR Act, which employs more than 800 but less than 2001 security officers.
- **Medium A-size service provider (MSPA)** – a registered security business in terms of the PSIR Act, which employs more than 400 but less than 801 security officers.
- **Medium B-size service provider (MSPB)** – a registered security business in terms of the PSIR Act, which employs more than 200 but less than 401 security officers.
- **Emerging service provider (ESP)** – a registered security business in terms of the PSIR Act, which employs more than 100 but less than 201 security officers.
- **Small service provider (SSP)** – a registered security business in terms of the PSIR Act, which employs more than 50 but less than 101 security officers.
- **Smaller A service provider (SSSPA)** – a registered security business in terms of the PSIR Act, which employs more than 20 but less than 51 security officers.
- **Smaller B service provider (SSSPB)** – a registered security business in terms of the PSIR Act, which employs more than 5 but less than 21 security officers.

- **Smaller C service provider (SSSPC)** – a registered security business in terms of the PSIR Act, which employs less than 6 security officers.

Below is a distribution of Security Officers employed per class (excluding in-house employed) comparing 2018/2019 and 2017/2018 financial years.

Class	Band	2018/2019			2017/2018		
		No. of SO employed	No. of SP's	Average SO's employed	No. of SO employed	No. of SP's	Average SO's employed
Smaller C	Below 6	9 004	5 811	2	8 534	5 454	2
Smaller B	6 - 20	16 935	1 504	11	16 167	1 446	11
Smaller A	21 - 50	26 739	817	33	26 259	800	33
Small	51 - 100	31 501	442	71	30 645	429	71
Emerging Small	101 - 200	44 151	311	142	44 285	317	140
Medium B	201 - 400	46 789	168	279	62 699	199	315
Medium A	401 - 800	53 805	99	543	40 383	64	631
Large	801 - 2 000	69 783	57	1 224	59 820	49	1 221
Larger	2 001 - 5 000	52 384	18	2 910	49 836	19	2 622
Largest	5 000 +	107 455	9	11 939	111 054	10	11 105
TOTAL		458 546	9 236	50	449 682	8 787	51

10. Categories of security service providers by numbers

The Authority database host the following categories of security service providers. The numbers of the sectors represented are as provided by security service providers in their applications for registration. The Authority will soon embark a project to segment the industry according to the sectors represented. The process of segmentation will assist the Authority to rationalize the regulations and focus implementation of the monitoring of the code of conduct to specific sectors of the industry. This process will result in specific regulations for specific sectors, separate registration licenses for specific sectors and ultimate specific sectors.

CATEGORY OF SECURITY SERVICES	NUMBER OF SECURITY BUSINESSES 2017/2018	NUMBER OF SECURITY BUSINESSES 2016/2017
Security Guards	6 660	6 482
Security Guards: Cash-in-transit	2 868	2 717
Body Guards	2 074	2 062
Security Consultant	1 897	1 911
Reaction Services	3 451	3 604
Entertainment / Venue Control	2 094	2 119
Manufacture Security Equipment	779	747
Private Investigator	1 313	1 278
Training	1 426	1 401
Security Equipment Installer	1 586	1 572
Locksmith / Key Cutter	521	461
Security Control Room	1 794	1 824
Special Events	2 214	2 178

CATEGORY OF SECURITY SERVICES	NUMBER OF SECURITY BUSINESSES	NUMBER OF SECURITY BUSINESSES
	2017/2018	2016/2017
Car Watch	1 260	1 245
Insurance	84	86
Security and Loss Control	83	86
Fire Prevention and Detection	45	47
Consulting Engineer	18	22
Dog Training	18	16
Alarm Installer	84	77
Anti-Poaching	8	7
Rendering of Security Services	1 542	1 528

11. Industry Stakeholders Consultations

The Authority calls on all stakeholders of the Private Security Industry to participate in the consultation process for the review of the 2019 Annual fees. The stakeholders of the Authority include relevant government entities, security officers' labour organizations, active security service providers associations and consumers and employer organizations within the Private Security Industry. The following are the dates and venues of consultations that are envisaged:

12. Consultation Schedule

CATEGORY OF CONSULTATIONS	METHODS / AREAS	LOCATION/DATES	CONTACT DETAILS	DATES/TIME
Written Representations	Email, Letters and Facsimile (All 9 Provinces)	420 Witch-Hazel Avenue, Block B – Eco Glades 2 Office Park, Highveld Ext 70	Ms Siziwe Zuma Email: Fees.Comments@PSiRA.co.za Tel: 012 003 0683 Fax: 086 219 0670 (for all written presentations)	01 FEBRUARY 2019 16h00
Consultative Workshops	Gauteng Province	Burgers Park Hotel 0001 CNR Lilian Ngoyi and Minnaar Street, Pretoria, 0002	Ms Siziwe Zuma Siziwe.zuma@PSiRA.co.za (RSVP for workshops) Tel : 012 003 0502	27 NOVEMBER 2018
Consultative Workshops	Western Cape Province	Sun Square Cape Town City Bowl 23 Buitengracht Street Cape Town City Center, 8000	Mr Eddie Booysens Eddie.Booyens@PSiRA.co.za (RSVP for workshops) Mobile: 083 629 7621	29 NOVEMBER 2018
Consultative Workshops	Kwa Zulu Natal Province	Waterfront Hotel and Spa 40 Mahatma Gandhi Rd, Point, Durban, 4001	Ms Talent Zwane Sandile.Ngonyama@PSiRA.co.za (RSVP for workshops) Tel : 031 003 0558	28 NOVEMBER 2018
Consultative Workshops	Eastern Cape Province	Mayfair Hotel 35 Errol Spring Avenue Mthata, 5099	Mr Sidney Stander Sidney.stander@PSiRA.co.za (RSVP for workshops) Tel :041 585 1848	30 NOVEMBER 2018

Consultative Workshops	Limpopo Province	Bolivia Lodge Road R81, 600m from Mall of the North, Polokwane, Limpopo Province, 0700	Mr Peter Mafologela Peter.Mafologela@PSiRA.co.za (RSVP for workshops) Mobile: 072 624 2105	28 NOVEMBER 2018
Consultative Workshops	Mpumalanga Province	Protea Hotel Nelspruit 30 Jerepico Street Orchards Nelspruit 1200	Mr Mlungisi Shongwe Mlungisi.shongwe@PSiRA.co.za (RSVP for workshops) Tel :013 752 4059/4060	30 NOVEMBER 2018
Consultative Workshops	North West Province	Mmabatho Palms 1 Nelson Mandela Drive, Mmabatho, Mahikeng, 2735	Mr Gresham Singh Gresham.Singh@PSiRA.co.za (RSVP for workshops) Mobile: 083 629 7619	28 NOVEMBER 2018
Consultative Workshops	Northern Cape Province	Protea Hotel Upington 24 Schroder St, Upington, 8801	Mr Jan Sambo Jan.Sambo@PSiRA.co.za (RSVP for workshops) Mobile: 083 629 7625	03 DECEMBER 2018
Consultative Workshops	Free State Province	Protea Hotel Bloemfontein 202 Nelson Mandela Drive Brandwag Bloemfontein, 9324	Mr Jan Sambo Jan.Sambo@PSiRA.co.za (RSVP for workshops) Mobile: 083 629 7625	04 DECEMBER 2018

13. Conclusion

The Authority wishes to reaffirm its commitment to service the private security industry in a transparent and effective manner. To this end, the Authority request all parties who wish to send comments and or representations to do so within the time frames proposed. PSiRA regrets that no extensions will be granted for written representations unless they are received in writing before the closing date.

DEPARTMENT OF PUBLIC WORKS

NOTICE 724 OF 2018

Construction Industry Development Board**cidb Draft Language Policy for Public
Comment****November 2018**

The Chief Executive Officer of the Construction Industry Development Board (cidb) intends to publicise the cidb Language Policy. The use of Official Languages Act, Act 12 of 2012 mandates all government departments and their entities to develop language policies, adopt at least three official languages make provision for the use of the other remaining languages and establish a dedicated language unit that would implement the approved departmental language policy. The draft language policy annexed hereto is accordingly published for public comment.

This draft Language Policy is issued here for public comment. Interested persons and the public are invited to submit comments on the draft Language Policy within 30 days of the date of this publication. Interested parties are requested to forward their comments in writing for the attention of Ms Ntswaki Mokonyane to one of the following:

cidb
P O Box 2107
Brooklyn Square 0075

email: ntswakim@cidb.org.za

cidb
Block N&R
SABS Campus
2 Dr Lategan Drive
Groenkloof, Pretoria

Fax: 087 238 5555

Comments received after the closing date may not be considered.

SCHEDULE**USE OF OFFICIAL LANGUAGES POLICY****1. PREAMBLE**

Section 6 of the Constitution of the Republic of South Africa (RSA) Act 108 of 1996, recognises the following eleven official languages:

- Sepedi
- Sesotho
- Setswana
- siSwati
- Tshivenda
- Xitsonga
- Afrikaans
- English
- isiNdebele
- isiXhosa; and
- isiZulu

The Constitution recognises the historically diminished use and status of indigenous languages and requires the state to take practical and positive measures to elevate the status and advance the use of these languages. It further requires all official languages to enjoy parity of esteem and to be treated equitably.

Use of Official Languages Act 12 of 2012 was enacted to give effect to the provisions of the Constitution.

Section 4(1) of the Use of Official Languages Act provides that all government departments and entities must adopt a Language Policy.

Section 4(2) (a) of the Act further provides that a language policy adopted must:

- a) comply with the provisions of section 6(3)(a) of the Constitution;
- b) identify at least three official languages that the national department, national public entity or national public enterprise will use for government purposes;
- c) stipulate how official languages will be used, amongst other things, in effectively communicating with the public, official notices, government publications and inter- and intra-government communications;
- d) describe how the national department, national public entity or national public enterprise will effectively communicate with members of the public whose language of choice is-
 - (i) not an official language contemplated in paragraph (b); or

- (ii) South African sign language.
- e) describe how members of the public can access the language policy;
- f) provide a complaints mechanism to enable members of the public to lodge complaints regarding the use of official languages by a national department, national public entity or national public enterprise;
- g) provide for any other matter that the Minister may prescribe; and
- h) be published in the Gazette as soon as reasonably practicable, but within days of its adoption.

The purpose of this Language Policy is to set the framework for cidb compliance with the provisions of the Use of Official Languages Act.

The Constitution of the Republic of South Africa, 1996 (Act No. 108 of 1996) and the following legislations are applicable to this policy:

- The Use of Official Languages Act, 2012 (Act 12 of 2012)
- The National Language Policy Framework
- Pan South African Language Board Act 59, 1995 (Act 59 of 1995)
- Promotion of Access to Information Act, 2000 (Act 2 of 2002)

2. PRINCIPLES

The provisions of this policy are applicable to cidb internal and external stakeholders.

The Construction Industry Development Board (cidb) is a Schedule 3a public entity established in terms of the CIDB Act of 2000, to lead construction industry stakeholders in construction development

Construction plays a pivotal role in South Africa's economic and social development. It provides the physical infrastructure that forms the backbone of economic activity. It is also a large-scale provider of employment opportunities.

The role of the cidb is to facilitate and promote the improved contribution of the construction industry to SA's economy and society.

The cidb offices are located in all nine provinces of South Africa and the organisation serves multilingual societies. The cidb respects the country's linguistic diversity and upholds the right of citizens and the public to have access to information relating to its role and services.

The cidb is committed to making use of all eleven languages as set out in the Use of Official Languages Act, Act No. 12 of 2012 where feasible, and as and when requested by members of the public.

2.1 Official Languages

The cidb recognises and adopts the use of all eleven official languages of South Africa in the conduct of its official business.

In adopting these languages the cidb embraces the language cultures and diversity of all nine provinces of South Africa. The following languages are adopted for the following provinces:

Table 1. Adopted languages per province

Province	Adopted languages
Western Cape	English, Afrikaans, isiXhosa
Limpopo	English, Sepedi, Xitsonga, Tshivenda
Mpumalanga	English, isiNdebele, isiSwati, isiZulu
Gauteng	English, isiZulu, Sepedi, Sesotho, Setswana, Afrikaans, isiXhosa, Xitsonga, Tshivenda, isiSwati, isiNdebele
Free State	English, Sesotho, Afrikaans
Eastern Cape	English, isiXhosa
North West	English, Setswana, Afrikaans
Kwazulu-Natal	English, isiZulu
Northern Cape	English, Afrikaans, Setswana, isiXhosa

Accordingly, the goals and objectives of this policy must inform cidb policies and business practices including recruitment, labour relations, customer service, stakeholder engagement, public relations, and production of publication.

2.2 Use of adopted official languages:

English is the primary medium of communication in all cidb written and verbal communication.

2.2.1 Written communication

To promote public access to information and services, and equitability and parity of esteem of all official languages, documents, reports, policies, publications and informational materials will be translated to other official languages in a gradual and phased approach taking into cognisance:

- Budgetary constraints and financial limitations of the cidb;
- Practicality; and
- The provisions of Section 18(1) of the Promotion of Access to Information Act

The cidb will translate official documents on a rotational basis. In particular, the principle of rotation will be applied for languages belonging to an individual family of languages, specifically the Sotho and Nguni languages.

Where cost constraints render printing impractical, translated documents will be published on the cidb website, where they can be accessible to members of the public.

The cidb will translate any document to the preferred language of any member of the public on request.

Although not yet recognised as an official language of South Africa a member of the public may request written information from the cidb in braille.

A request for a document to be translated to a preferred language or to braille must be made to the cidb in writing, or according to Section 18(3) of the Promotion of Access to Information Act No. 2 of 2000. The cidb must respond to a request so submitted within 30 days or in accordance with Section 26(1) of PAIA, for extension of period to deal with a request.

2.2.3 Verbal communication:

English is the primary official medium of verbal communication. It is used for official meetings of the cidb internally and externally.

English and other official languages of stakeholder's preference will be used as the medium of verbal communication in all offices of the cidb and in its official engagement with stakeholders.

To the best of its ability the cidb will accommodate the needs of deaf and blind people to access information. A written request for assistance in sign language must be submitted to the cidb seven days in advance to enable the Language Unit to arrange the necessary resources.

An employee can use a preferred official language and have access to a translator during a disciplinary hearing on request. Such request must be submitted to the cidb in writing seven days in advance, to enable the Language Unit to arrange the necessary resources.

3. COMPLAINTS MECHANISM

Any person who is dissatisfied with the use of official languages by the cidb may lodge a complaint and address it to the cidb. If submitted electronically, the complaint must be sent to: cidb@cidb.org.za

Complaints must be lodged as follows:

- a) In writing, within three months of the complaint arising;
- b) Any complaint lodged must state the following: name, surname, physical address and postal address and, contact information of the complainant;
- c) The complaint must be sufficiently detailed and provide all facts material to the complaint
- d) The cidb will consider the complaint and respond in writing, not later than two months after the complaint was lodged.

4. LANGUAGE UNIT

A Language Unit will be established within the Marketing and Communication Unit to oversee, facilitate and monitor implementation of this policy. The Language Unit will be responsible for:

- a) Advising the Board and the Executive of progress and challenges affecting implementation of the Language Policy;
- b) Monitoring and assessing the use of the official languages by the cidb;
- c) Monitoring and assessing compliance with the Language Policy.

5. POLICY CONSULTATION, REVIEW AND AMENDMENT

There has been wide consultation with the relevant stakeholders during the development of this policy

This policy will be reviewed as and when required to ensure that it remains aligned to the constitution and the Use of Official Languages Act

No amendments may be made to any provisions of this policy without such amendments first being approved and signed by the cidb Board

DEPARTMENT OF TRADE AND INDUSTRY
NOTICE 725 OF 2018



1. INTRODUCTION AND DISCLAIMER

The International Trade Administration Commission of South Africa (“the Commission”) has drafted amended Guidelines (“the *Amended Guidelines*”) pertaining to the administration of rebate item 460.03/0207.14.9/01.07 (“the Rebate Item”), which provides for a quota-linked rebate of the full anti-dumping duty on frozen bone-in cuts of the species *Gallus Domesticus*, classifiable in tariff subheading 0207.14.9, imported from or originating in the United States of America. The Commission hereby invites interested parties to submit comments on the *Amended Guidelines*.

To assist interested parties wishing to comment on the *Amended Guidelines*, the Commission is providing, in addition to this document, a marked-up draft of the *Amended Guidelines* (a draft that is not marked-up will be available on the Commission’s website at www.itac.org.za). The marked-up draft of the *Amended Guidelines* identifies every change that is being proposed by the Commission, with additions indicated by underscoring (e.g. underscoring) and deletions indicated by strikethroughs (e.g. ~~strikethroughs~~). The Commission’s hope is that these two documents will assist interested parties in better understanding the purpose of the proposed amendments and that this will, in turn, help interested parties in the drafting of comments.

In reviewing this document, it should be noted that not all of the proposed amendments incorporated into the *Amended Guidelines* are discussed herein. Rather, this document identifies amendments that are substantively significant and that require clarification to avoid confusion over their intended purpose. Notwithstanding the narrow focus of this document, the Commission invites interested parties to comment on any aspect of the *Amended Guidelines*.

Finally, this document may not be cited to establish Commission practice or interpret, in any manner, the final version of the *Amended Guidelines*. This document does not undertake to provide a comprehensive interpretation of the amendments it identifies, which amendments are highly technical. Instead, this document merely identifies certain amendments and seeks to focus comments on different aspects of these amendments.

2. DISCUSSION

The amendments to the current Guidelines are largely informed by challenges that have arisen since the inception of the Rebate Item. Importantly, these challenges have negatively impacted on the effective administration of the Rebate Item by the Commission and the Department of Agriculture, Forestry and Fisheries (“DAFF”).

The major challenges that have arisen since the inception of the Rebate Item are (1) the proliferation in the number of applicants and (2) non-compliance with the Rebate Item and the Guidelines. These challenges have been addressed in various provisions of the *Amended Guidelines*. It is hoped that in addressing these challenges, as well as other issues, the Rebate Item can be administered more effectively, while at the same time continuing to ensure maximum utilisation of the quota under the Rebate Item.

2.2.1. Proliferation of applicants

According to statistics compiled by the Commission, the number of applicants increased from 29 applicants in Quarter 1 of the 2016/17 quota period to 105 applicants in Quarter 3 of the 2018/19 quota period. This represents an increase of approximately 262 per cent. This increase in the number of applicants is primarily attributable to an increase in the number HDI applicants, many of whom, it should be pointed out, are related in terms of marriage or consanguinity.

The proliferation of HDI applicants has meant that the average allocation of quota to an HDI participant under the Rebate Item is 1 or 2 containers (i.e. 27 or 52 tonnes) of bone-in cuts. It has been explained to the Commission by various parties that to enable HDI applicants to become sustainable a larger allocation for HDIs is required.

To address the issue of the proliferation, the Commission is proposing two amendments. First, the business plans of HDIs will be evaluated by the Department of Trade and Industry (“the dti”) instead of DAFF (see the provisions of **Paragraph 8** of the *Amended Guidelines*). The dti has the expertise to more fully scrutinise business plans with a view to identifying HDIs that have the experience and resources to enable them to become sustainable. The Commission is aware that this will add an additional layer to the application process. However, business plans present the best opportunity to identify sustainable HDIs and thereby create the potential for these to integrate into domestic poultry value-chains.

The second amendment addressing the issue of proliferation is the definition of “Related Applicants” (see the provisions of **Paragraph 7** of the *Amended Guidelines*). As noted above, many HDIs are related to one another in terms of their principals being related by marriage or consanguinity. The previous Guidelines had attempted to deal with the issue of related applicants. However, the provisions were not sufficiently comprehensive and the result has been a proliferation of applicants.

The *Amended Guidelines* draw upon provisions of the Companies Act, 2008 on related persons (natural or juristic). These provisions are well understood in South African law, and should assist applicants in determining whether they are related. It should be pointed out that related applicants are not barred from participation under the Rebate Item. However, they must disclose their related status and submit a single application. The goal of this amendment is to more effectively ensure a fair allocation among HDI applicants. Without this provision, there is likely to be a continued proliferation among HDI applicants, which may make sufficient allocations among these applicants impossible.

2.2.2. Non-compliance

In its administration of the Rebate Item, the Commission identified instances of non-compliance, the most concerning of which involved the transfer of benefits in contravention of the Rebate Item and the current Guidelines. Based on information obtained by the Commission, benefits accruing to HDIs under permits issued to them were improperly being transferred to parties not named in such permits.

To address this issue of non-compliance and provide a measure of guidance, new provisions have been added to the *Amended Guidelines*. Specifically, **Paragraph 6** of the *Amended Guidelines* identifies instances of prohibited transfers. The first provision of **Paragraph 6.2** explains that the permit holder must be the importer of the bone-in cuts (using the definition of “importer” found in the Customs and Excise Act, 1964). In essence, the holder of a permit must clear the imported bone-in cuts under applicable customs procedures. Stated differently, a permit holder may not sell bone-in cuts until after these have been cleared for consumption in South Africa.

The second provision deals with transactions between parties after the importation of bone-in cuts into South Africa and uses the concept of an arm’s-length sale. This concept is used in connection with issues such as transfer pricing (tax matters) and trade measures (anti-dumping). Although it is not the Commission’s intention, as a general matter, to second-guess pricing arrangements between parties, the Commission may use the sales price between parties together with other facts to determine whether there has been a prohibited transfer of benefits. In examining sales prices, the Commission may turn to publicly available sales data to interrogate this issue. By necessity, however, such an enquiry will be fact-specific, making it difficult to provide more detailed guidance.

3. CONCLUSION

The Commission encourages interested parties to familiarise themselves with the proposed changes in the *Amended Guidelines* and to submit comments during the comment period commencing on the publication date of this notice and ending on 21 December 2018. The intention of the Commission is to have the *Amended Guidelines* in effect for the new quota year (1 April 2019).

To ensure that interested parties have a full understanding of the proposed amendments, both in terms of what this will mean for the application process and the Commission's intention in making the amendments, the Commission intends to engage in stakeholder consultations on the *Amended Guidelines*. It is the intention of the Commission to hold such meetings during the first full week of December 2018. To this end, the Commission will send out invitations to interested parties.

Comments should be in writing and addressed to the following official, and may be submitted by hand-delivery, mail or electronically:

Senior Manager: Tariff Investigations 1

International Trade Administration Commission of South Africa

DTI Campus, Block E or Private Bag x753 or avarachia@itac.org.za

77 Meintjies Street Pretoria

Sunnyside 0001

Pretoria

0001

Enquiries: Mrs Amina Varachia, at Tel: (012) 394-3732, e-mail: avarachia@itac.org.za; or Mr Alexander Amrein at Tel: (012) 394-3711, e-mail: aamrein@itac.org.za.

PUBLICATION PERIOD:

Comments should be received by the Commission no later than **21 December 2018**.

**GUIDELINES FOR THE APPLICATION FOR A DAFF QUOTA
ALLOCATION IMPORT PERMIT AND THE APPLICATION FOR A
REBATE PERMIT IN TERMS OF REBATE ITEM
460.03/0207.14.9/01.07**

THE REBATE

*A temporary rebate of the **full anti-dumping duty** on -*

*Frozen meat of the species *Gallus domesticus*, cut in pieces with bone in, classifiable in tariff subheading 0207.14.9 and imported from or originating in the United States of America, in such quantities, at such times and subject to such conditions as the International Trade Administration Commission (ITAC) may allow by specific permit on recommendation of the Director General: Department of Agriculture, Forestry and Fisheries (DAFF), provided that -*

- (a) With effect from 1 April 2016, permits may be issued by ITAC for meat imported in terms of this rebate;*
- (b) From the date this rebate item comes into operation up to and including 31 March 2016 meat imported in terms of this rebate items shall be on a first-come-first-served basis;*
- (c) The meat subject to the provisions of this rebate item may not exceed a basic annual quota of 65 000 metric tonnes;*
- (d) The annual quota period is 1 April to 31 March;*
- (e) Prior to 1 April 2016, the quota shall be 16 250 metric tonnes;*
- (f) As from 1 April 2017 an annual growth factor as determined by DAFF shall be applied to the basic quota mentioned in (c) above;*
- (g) The meat imported in terms of this rebate item may not be removed outside the Republic for consumption in any of the BLNS countries;*
- (h) The permit is not transferable and may not be used to obtain meat to the benefit of any entity or person not named in the permit issued by ITAC;*
- (i) This rebate item shall be suspended if any benefits that South Africa enjoyed under AGOA as at 1 November 2015 are suspended, and shall remain suspended for as long as those benefits under AGOA remain suspended; and*
- (j) This rebate item is suspended in terms of paragraph (i) as from the date the Minister of Trade and Industry submits written confirmation to the Minister of Finance that South Africa's benefits under AGOA have been suspended.*

SECTION A: GENERAL

1. DEFINITIONS

- 1.1 **"AGOA"** means the African Growth and Opportunity Act as extended and amended by the Trade Preferences Extension of African Growth and Opportunity Act of 2015, as amended, substituted or novated from time to time.
- 1.2 **"AGOA Rebate Programme"** means the scheme administered by the International Trade Administration Commission of South Africa and the Department of Agriculture, Forestry and Fisheries that allocates the Annual Quota benefitting from a temporary rebate of the full anti-dumping duty on certain bone-in cuts imported from or originating in the United States of America ("U.S.A.").
- 1.3 **"Annual quota"** means a quota of 65 000 tonnes per Quota Year, subject to an increase in accordance with the provisions of paragraph 2.1.
- 1.4 **"Anti-dumping duties"** means the Anti-Dumping Duties in force on Bone-in cuts originating in or imported from the United States of America as listed in Schedule No. 2 Part 1 to the Customs and Excise Act.
- 1.5 **"Arm's length price"** means a price negotiated between independent parties, that is between a willing seller and a willing buyer, transacting on the open market.
- 1.6 **"Bone-in cuts"** means frozen meat of fowls of the species *Gallus domesticus*, cut in pieces with bone-in, classifiable under tariff subheading 0207.14.9.
- 1.7 **"Customs and Excise Act"** means the Customs and Excise Act, 91 of 1964, as amended, substituted or novated from time to time.
- 1.8 **"BBBEE Act"** means the Broad Based Black Economic Empowerment Act, 53 of 2003, as amended, substituted or novated from time to time.
- 1.9 **"DAFF"** means the Department of Agriculture, Forestry and Fisheries or its successor.
- 1.10 **"DAFF Average"** means the average of the poultry production and consumption figures for South Africa in a financial year published by DAFF in March of each year.
- 1.11 **"the dti"** means the Department of Trade and Industry or its successor.

- 1.12 **"Effective Date"** means the date on which the amendment in Schedule No. 4 to the Customs and Excise Act, is published in the Government Gazette to provide for a rebate of the full Anti-Dumping Duties on bone-in cuts payable in terms of Schedule No. 2 to the Customs and Excise Act.
- 1.13 **"HDIs"** means Historically Disadvantaged Individuals as defined in the Broad Based Black Economic Empowerment Act, 53 of 2003, as amended, substituted or novated from time to time.
- 1.14 **"HIs"** means historical importers, which are importers which were importing bone-in cuts and/or other chicken products prior to the Effective Date.
- 1.15 **"Importer"** includes any person who at the time of importation –
- 1.15.1 owns any goods imported;
 - 1.15.2 carries the risk of any goods imported;
 - 1.15.3 acts as if he represents or is the importer or owner of any goods imported;
 - 1.15.4 actually brings any goods into South Africa;
 - 1.15.5 is beneficially interested in any way whatsoever in goods imported; or
 - 1.15.6 acts on behalf of a person referred to in paragraph 1.15.1, 1.15.2, 1.15.3, 1.15.4 or 1.15.5.
- 1.16 **"ITAC"** means the International Trade Administration Commission of South Africa or its successor.
- 1.17 **"ITA Act"** means the International Trade Administration Act, 71 of 2002, as amended, substituted or novated from time to time.
- 1.18 **"Person"** means, depending on the context, a natural person (individual) or a juristic person.
- 1.19 **"Quarter"** means each period of 3 calendar months commencing on 1 April, 1 July, 1 October and 1 January in each calendar year.
- 1.20 **"Quarterly Quota Utilisation Report"** means a report reflecting the actual usage of quota received.
- 1.21 **"Quarterly Quota"** means 1 quarter of the annual quota, subject to the provisions of paragraph 2.2.
- 1.22 **"Quota Year"** means a period of four consecutive Quarters commencing on 1 April in each calendar year and ending on 31 March in the subsequent

calendar year. The first Quota Year shall be deemed to have commenced on 1 April 2016 and ended on 31 March 2017.

- 1.23 **“Quota”** means imports of bone-in cuts benefitting from a temporary rebate of the full anti-dumping duty, subject to both the annual quota and quarterly quota.
- 1.24 **“Related”**, when used in respect of two persons, means persons who are connected to one another in any manner contemplated in paragraph 7.
- 1.25 **“SARS”** means the South African Revenue Service.

2. THE QUOTA

- 2.1 The Quota will increase with effect from 1 April in each calendar year, commencing on 1 April 2017 by the percentage, if any, by which the DAFF Average for the calendar year immediately preceding the calendar year in which that month falls (the "Relevant Year") has increased from the DAFF Average for the calendar year immediately preceding the Relevant Year, provided that:
- 2.1.1 if there is a decrease in the DAFF Average for the Relevant Year from the DAFF Average for the year immediately preceding the Relevant Year (the "Base Year"), the Quota then in force will not be decreased; and
- 2.1.2 for the purposes of determining any future increase in the Quota, the Base Year shall be used as the basis for determining any such increase until there is an increase in the DAFF Average for the Relevant Year when compared with the DAFF Average in the Base Year, where after the provisions of paragraph 2.1, but for this proviso, shall apply. For the avoidance of doubt, if there is no such increase, the Quota then in force shall continue to apply.
- 2.2 The following provisions shall apply to the Quota to avoid volatility in the market:
- 2.2.1 if any portion of the Quarterly Quota is not used in the first Quarter of a Quota Year commencing on 1 April, the unused portion of the Quarterly Quota may be used only in the second Quarter of the Quota Year commencing on 1 July;

- 2.2.2 any portion of the Quarterly Quota for the first and second Quarters of each Quota Year commencing respectively on 1 April and 1 July, not used by 30 September shall be forfeited;
 - 2.2.3 if any portion of the Quarterly Quota is not used in the third Quarter of a Quota Year commencing on 1 October, the unused portion of the Quarterly Quota may be used only in the fourth Quarter of the Quota Year commencing on 1 January;
 - 2.2.4 any portion of the Quarterly Quota for the third and fourth Quarters of each Quota Year commencing respectively on 1 October and 1 January, not used by 31 March shall be forfeited;
 - 2.2.5 any quotas forfeited at the end of Quarter 2 of the Quota Year may be re-allocated at the end of the third Quarter of the Quota Year for utilisation in Quarter 4 of the Quota Year; and
 - 2.2.6 any portion of the Quota in each Quota Year, not used at the end of a Quota Year shall be forfeited.
- 2.3 Should the Minister of Trade and Industry determine that any benefits that South Africa enjoyed under AGOA as at 1 November 2015 have been suspended, the AGOA Rebate Programme shall be suspended in line with applicable legislation and shall remain suspended for as long as those benefits under AGOA remain suspended.
- 2.4 The Quota is implemented by rebate item 460.03/0207.14.9/01.07 ("the Rebate Item"). The Rebate Item came into force on the Effective Date.
- 2.5 Neither the Quota nor the Rebate Item will affect the payment of any other duties or taxes applicable to the importation of Bone-in Cuts, nor the import requirements in terms of any applicable legislation.
- 2.6 Neither the Quota nor the Rebate Item may be used in any sunset or interim review of the Anti-Dumping Duties or otherwise to support any argument that the Anti-Dumping Duties should not be renewed, terminated, reduced or otherwise amended.

3. PURPOSE

Under the AGOA Rebate Programme, the Quota is allocated to HDIs and HIs. These Guidelines seek, in part, to ensure there is a fair allocation of the Quota among all applicants.

4. ELIGIBILITY

To participate in the AGOA Rebate Programme and be eligible for a quota allocation import permit from DAFF and a rebate permit from ITAC, an applicant must, in addition to any other requirements contained herein –

- Be a South African citizen with a valid identity document or a company with a valid certificate of registration/incorporation in South Africa;
- Have a valid SARS tax clearance certificate;
- Be registered at SARS as an importer; and
- In the case of HIs, be fully BBBEE compliant.

5. THE APPLICATION PROCESS

The AGOA Rebate Programme application process involves three sequential steps, meaning that an applicant must meet all the requirements of each of the following steps to obtain the permits necessary for the importation of bone-in cuts under the AGOA Rebate Programme:

- 5.1 The first step in the process involves only HDIs. HDIs must submit a business plan to the dti (see Section B for details). Only if the dti approves its business plan, will an HDI be able to proceed to step 2 of the application process described in paragraph 5.2.
- 5.2 The second step in the application process involves the submission of an application (which includes an affidavit) for a quota allocation import permit to DAFF (see Section C for details). For HIs, this is the first step in the application process. Only once the quota allocation import permit has been issued by DAFF can applicants proceed to the third step of the application process described in paragraph 5.3.
- 5.3 The third and final step in the application process requires applicants (both HIs and HDIs) to submit an application (which includes an affidavit) for a rebate permit to ITAC (see Section D for details).
- 5.4 Notwithstanding anything to the contrary herein, as part of the DAFF and ITAC application processes set out in Sections C and D, respectively, either may require submission of any document that is part of the other's application process. The failure to furnish the required document to DAFF or ITAC, as applicable, may result in a rejection of the application.

- 5.5 Where the Guidelines require the submission of a document, the document submitted must be an original or a certified copy of the original, unless indicated otherwise.

6. TRANSFER OF PERMITS

- 6.1 Permits issued by DAFF and ITAC under these Guidelines are not transferable, which includes, but is not limited to, the transfer of the Quota obtainable under a permit, to any person not named in the permit.
- 6.2 A prohibited transfer under paragraph 5.1 includes, but is not limited, to the following:
- Where the permit holder is not the importer of the bone-in cuts imported under the AGOA Rebate Programme; or
 - Where the sale of the bone-in cuts by a HDI to a third party is not at an arm's-length price.

7. RELATED APPLICANTS

- 7.1 A purpose of the provisions of this Paragraph is to enable a fair allocation of the Quota.
- 7.2 Related persons may not apply for a Quota under the AGOA Rebate Programme, except as provided for in paragraph 7.7.
- 7.3 In terms of paragraph 7.2, an individual is related to another individual if they -
- 7.3.1 are married, or live together in a relationship similar to a marriage; or
- 7.3.2 are separated by no more than three degrees of natural or adopted consanguinity or affinity;
- 7.4 In terms of paragraph 7.2, an individual is related to a juristic person if the individual directly or indirectly controls the juristic person, as determined in accordance with paragraph 7.6.
- 7.5 In terms of paragraph 7.2, a juristic person is related to another juristic person if—
- 7.5.1 either of them directly or indirectly controls the other, or the business of the other, as determined in accordance with paragraph 7.6;

7.5.2 either is a subsidiary of the other; or

7.5.3 a person directly or indirectly controls each of them, or the business of each of them, as determined in accordance with paragraph 7.6.

7.6 For the purposes of paragraphs 7.4 and 7.5, a person controls a juristic person, or its business, if –

7.6.1 in the case of a juristic person that is a company –

7.6.1.1 that juristic person is a subsidiary of that first person; or

7.6.1.2 that first person together with any related or inter-related person, is –

7.6.1.2.1 directly or indirectly able to exercise or control the exercise of a majority of the voting rights associated with securities of that company, whether pursuant to a shareholder agreement or otherwise; or

7.6.1.2.2 has the right to appoint or elect, or control the appointment or election of, directors of that company who control a majority of the votes at a meeting of the board;

7.6.2 in the case of a juristic person that is a close corporation, that first person owns the majority of the members' interest, or controls directly, or has the right to control, the majority of members' votes in the close corporation;

7.6.3 in the case of a juristic person that is a trust, that first person has the ability to control the majority of the votes of the trustees or to appoint the majority of the trustees, or to appoint or change the majority of the beneficiaries of the trust; or

7.6.4 that first person has the ability to materially influence the policy of the juristic person in a manner comparable to a person who, in ordinary commercial practice, would be able to exercise an element of control referred to in paragraph 7.6.1, 7.6.2 or 7.6.3.

7.7 Notwithstanding paragraphs 7.1 through 7.6 –

7.7.1 a person may be exempted from the application of this provision on related applicants if the person can show that, in respect of that particular

matter, there is sufficient evidence to conclude that the person acts independently of any related or inter-related person;

7.7.2 where related persons seek to participate in the AGOA Rebate Programme, they must submit –

7.7.2.1 a single business plan to the dti;

7.7.2.2 a single application, including a duly completed affidavit, for a quota allocation import permit to DAFF; and

7.7.2.3 a single application, including a duly completed affidavit, for a rebate permit to ITAC.

7.8 Examples of related persons include, but are not limited to, the following:

7.8.1 Companies which have common directors or owners;

7.8.2 Companies of which the directors or owners are relatives. A relative of a natural person includes, but is not limited to that person's spouse and anyone related to that person within the third degree of consanguinity, that is children, grandchildren great-grandchildren, grandparents, great-grandparents, brothers, sisters, nephews, nieces, uncles and aunts;

7.8.3 Notwithstanding anything to the contrary, companies which, based on all available evidence, have been structured, in part or in whole, to defeat the purpose of this provisions on related applicants.

SECTION B: THE DTI PROCESS

8. SUBMISSION OF BUSINESS PLANS BY HDIs

8.1 HDIs applying for Quota must submit a business plan to the dti prior to the commencement of a Quota Year, or at such other times as may be required by the dti.

8.2 Notwithstanding paragraph 8.1 where a business plan has been accepted under Paragraph 8.5 a HDI does not have to submit a business plan for a new Quota Year unless required by the dti.

8.3 The failure to submit a business plan by the deadline provided for in paragraph 8.1, or an acceptable business plan as provided for in paragraphs

8.4, 8.6 and 8.7 shall disqualify the HDI from participation in the AGOA Rebate Programme Quota for the relevant year.

8.4 The business plan referred to in paragraph 8.1 must demonstrate the sustainability of the business in the long term. Information included in the business plan must substantiate at least the following:

- access to cold chain logistics (sea and land transport and storage);
- access to finance and insurance;
- sales arrangements with US producers of bone-in cuts; and
- arrangements with freight forwarders for the shipping of bone-in cuts from the United States of America to South Africa.

8.5 The dti shall inform an HDI in writing whether its business plan has been accepted.

8.6 The dti shall not accept a business plan where –

(a) A business plan fails to demonstrate to the satisfaction of the dti that the HDI will mature into a sustainable business based on, amongst others, the criteria set forth in paragraph 8.4, or

(b) A business plan is determined to be deficient because certain information or sufficient information has not been provided.

8.7 If the dti determines that a business plan is deficient in terms of paragraph 8.6(b), the applicant will be informed in writing of the deficiency and the time period within which to submit additional information to the dti. Failure to correct any deficiency within the specified period will result in a final rejection of the business plan.

9. RESPONSIBILITIES AND CONTRAVENTIONS

9.1 The issuing of quota allocation permits and rebate permits by DAFF and ITAC, respectively, is discretionary and is subject to [the availability of quota, as well as an applicant complying with all applicable requirements](#). In line with such considerations, applicants are advised, amongst others, to be in possession of a quota allocation permit and a rebate permit prior to shipping bone-in cuts from the U.S.A.

- 9.2 Bone-in cuts subject to these Guidelines that are cleared without a valid DAFF quota allocation import permit and ITAC rebate permit, shall subject the importer to the payment of anti-dumping duties;
- 9.3 Contraventions of the provisions of the ITA Act and/or the Customs and Excise Act may result in the withdrawal or cancellation of the ITAC rebate permit and/or the seizure of products being imported under said permit and/or may result in criminal prosecution and/or other sanctions in terms of the ITA Act and/or the Customs and Excise Act.

SECTION C: DAFF PROCESS

10. QUOTA ALLOCATION

- 10.1 Applications for quota allocation import permits must be submitted to DAFF (see Annexure A).
- 10.2 A minimum of fifty per cent of the Annual Quota will initially be allocated to HDIs as set out in Paragraph 10.4 below. This percentage can be reviewed and adjusted from time to time.
- 10.3 The portion of the Annual Quota that has not been allocated to HDIs in terms of paragraph 10.2 will be allocated to HIs as set out in paragraph 10.4 below.
- 10.4 The allocation of the Quota for HDIs and HIs will be done on the basis of the Permit Allocation System, which takes into account the following variables:
- a) The market share of existing importers, which will be derived from historical data;
 - b) Quota allocations in multiples of 27 tonnes (i.e. a full container);
 - c) Quota applied for by applicants;
 - d) Number of applicants; and
 - e) The Quota available.
- 10.5 A notice relating to the allocation of the Quota will be published in the Government Gazette during the third Quarter of each Quota Year. The notice will invite all interested parties to submit their applications for quota allocation import permits to be issued by DAFF under the Quota for the next Quota Year. The import permit issued by DAFF under the Quota will be valid for a period of three months.

11. SUBMISSION OF DOCUMENTS

- 11.1 To be considered for a quota allocation import permit, an applicant must furnish DAFF with –
- An original duly completed and signed application and affidavit in the form of Annexure A; and
 - A valid veterinary import permit, as required by Section 13(1)(a) of the Meat Safety Act, 40 of 2000.
- 11.2 If all the information requested in the application form and the affidavit is not submitted, the application will be deemed to be deficient. If DAFF determines that an application is deficient, the applicant will be informed of the deficiency and of the time period within which to submit a corrected application and/or affidavit to DAFF. Failure to correct any deficiency within the specified period will result in the application not being considered.
- 11.3 The application form is available electronically from DAFF, on request, from the contact provided in paragraph 11.12.
- 11.4 In addition to the documents required in terms of subparagraph 1, HIs must submit the following:
- Documents for the last three (3) years, or an otherwise motivated timeframe, which will prove that the entity applying is an established company and not a dormant company or a company that is not in a financially sound position (e.g. Imports by Bill of Entry number, Balance Sheet, Income and Cash Flow statements); and
 - Documentation to prove its BBBEE status in terms of the BBBEE Act and Code.
- 11.5 In addition to the documents required in terms of subparagraph 1, HDIs must submit the following:
- A Curriculum Vitae/profile of the applicant;
 - If a company applies, proof that it is wholly owned by HDIs, including certified copies of share certificates and a BBBEE verification certificate by an accredited rating agency, or similar document, to confirm its BBBEE status;
 - If a company in partnership with an HDI applies, proof that the HDI is the majority shareholder of this company, including certified copies of share certificates and share register, and a BBBEE verification certificate by an accredited rating agency to confirm its BBBEE status;

- Letters of intent from the buyers of imported meat; and
 - Indication of ability and capacity to import a minimum of 135 tonnes (i.e. 5 full containers) of bone-in cuts in a single consignment.
 - .
- 11.6 Completed application forms in terms of paragraph 11.1 must be submitted to DAFF during the following time periods:
- a) For the First Quarter of the Quota Year valid for importation during the period 01 April to 30 June: Within four weeks from the date of publication referred to paragraph 10.5 above.
 - b) For the Second Quarter of the Quota Year valid for importation during the period 01 July to 30 September: From 01 to 31 May.
 - c) For the Third Quarter of the Quota Year valid for importation during the period 01 October to 31 December: From 01 to 31 August.
 - d) For the Fourth Quarter of the Quota Year valid for importation during the period 01 January to 31 March: From 01 to 30 November.
- 11.7 Applications for extensions of import permits ("extension permits") issued by DAFF under the Quota are subject to the provisions of paragraph 2.2 and will only be considered for permits issued for the First and the Third Quarters. No extension longer than three months will be granted.
- 11.8 Requests an extension of import permits issued for the First Quarter must be made during a period commencing on the 1st day of the Second Quarter and ending 12 working days before the last day of the Second Quarter and extension permits must be fully utilised during the Second Quarter. Requests for an extension of import permits issued for the Third Quarter must be made during a period commencing on the 1st day of the Fourth Quarter and ending 12 working days before the last day of the Fourth Quarter and the extension permits must be fully utilised during the Fourth Quarter. Where the last day of such periods falls on a weekend or a public holiday, the final day to request an extension is the immediately preceding working day.
- 11.9 Where a permit holder has been issued an extension permit, but according to SARS' records the permit holder has fully utilised the original quantity specified in a permit issued for the First Quarter or the Third Quarter, the permit holder may receive a lesser allocation in future quarters equal to the quantity specified in the extension permit.
- 11.10 Applicants must submit a Quarterly Quota Utilisation Report to DAFF, 7 days into the ensuing Quarter in the format as determined by DAFF.

- 11.11 Applicants who wish to submit an application for an extension permit must do so in the format as determined by DAFF.
- 11.12 The applications and documents referred to in this paragraph must be hand delivered to the following address from 08H00 – 16H00 Monday to Friday:

Sefala building, Room No. 715,
503 Belvedere Street, Arcadia, Pretoria,
Contact person: Ms. Elizabeth Matlala
Contact number: (012) 319 8076
Email: ElizabethMA@daff.gov.za

12. FEES FOR THE DAFF QUOTA ALLOCATION IMPORT PERMIT

- 12.1 The fees payable will be prescribed by DAFF annually by publication in the Government Gazette.
- 12.2 All application forms should be accompanied by proof of payment (bank deposit slip or cashier receipt).

Payment is to be made as follows:

Payment to Department of Agriculture, Forestry and Fisheries bank account:

Bank: Standard Bank
Branch: Arcadia
Branch No: 01-08-45
Account No.: 013024175
Account Name: NDA: Marketing Administration-Trade Incentives

OR

Payment in cash:

Department of Agriculture, Forestry and Fisheries Cashier, Pretoria
Agricultural Place, 20 Steve Biko Drive,
Arcadia,
Block S: Room GF 14

Payment must be made per application period and no payments should be made in advance for another period.

SECTION D: ITAC PROCESS

13. SUBMISSION OF DOCUMENTS

- 13.1 After issuing of a quota allocation import permit to an applicant, DAFF will send a recommendation, including a copy of the quota allocation import permit, to ITAC.
- 13.2 Applications for a rebate permit can be submitted to ITAC only after an import permit from DAFF has been obtained.
- 13.3 To be considered for a rebate permit, an applicant must furnish ITAC with –
- An original duly completed and signed application and affidavit in the form of Annexure B.
- 13.4 Applications for rebate permits must be addressed to the Senior Manager: Tariff Investigations 1, International Trade Administration Commission of South Africa, Private Bag X 753, Pretoria or delivered by hand to the DTI Campus, (Block E), 77 Meintjies Street, Sunnyside, Pretoria, 0002.
- 13.5 At least seven (7) working days should be allowed for the issuing of permits where ITAC has received a duly completed application form.
- 13.6 If all the information requested in the application form and the affidavit is not submitted, the application will be deemed to be deficient. If ITAC determines that an application is deficient, the applicant will be informed of the deficiency and of the time period within which to submit a corrected application and/or affidavit to ITAC. Failure to correct any deficiency within the specified period will result in the application not being considered.

14. REBATE CONDITIONS

The following conditions apply to rebate permits issued by ITAC:

- 14.1 Each rebate permit issued defines the quantity of the products and the period during which the products concerned can be cleared under the applicable rebate item. Rebate permits will be issued only for the corresponding period for which the DAFF quota allocation import permit has been issued.
- 14.2 Applications for extensions, endorsement or amendment of rebate permits will be considered only if the corresponding DAFF quota allocation import permit has been extended, endorsed or amended. No rebate permit will be extended for a period longer than that for which the corresponding DAFF quota allocation import permit has been extended.

- 14.3 None of the products entered under a rebate permit issued in terms of these guidelines may be removed, sold or otherwise be disposed of in the Republic of Botswana, Kingdom of Lesotho, Republic of Namibia or the Kingdom of eSwatini (formerly Kingdom of Swaziland).
- 14.4 Quotas will not be re-instated or re-allocated in certain instances. For example: where products were intended for home consumption and cleared as such and the available Quota was written off but later changed to an export transaction (for example, warehoused for export, duty paid ex warehouse, etc.) such written off Quota will not be re-instated or re-allocated.
- 14.5 Only products described in the rebate permit may be imported.
- 14.6 The rebate permit is issued without amendments of any kind and any unauthorised amendment will render the permit invalid.
- 14.7 Nothing in these Guidelines shall absolve an importer from the obligation of also complying with the provisions of any other legislation relating to the importation of products into the Republic of South Africa.
- 14.8 ITAC may require additional information and/or documentation in order to make informed decisions and to ensure sound administration of the Rebate Item. ITAC officials may at any time inspect premises, documentation or imported products for compliance.

ANNEXURE A



APPLICATION FORM FOR A DAFF QUOTA ALLOCATION IMPORT PERMIT FOR A QUARTERLY QUOTA UNDER REBATE ITEM 460.03/0207.14.9/01.07

(Please note that an application form is necessary for each product)

1. NAME OF IMPORTER:.....
2. POSTAL ADDRESS:..... CODE:
3. PHYSICAL ADDRESS:.....CODE:.....
4. RESPONSIBLE PERSON:
5. TELEPHONE NUMBER: CODE: NUMBER: CELL NO.:.....
6. FAX NUMBER: CODE: NUMBER:
7. E-MAIL ADDRESS:
8. LOCATION OF THE BUSINESS

PROVINCE	LOCAL MUNICIPALITY	DISTRICT

9. COMPANY/CC REGISTRATION NUMBER:
(NB: First time applicants: Please include a copy of the registration certificate (obtainable from the Companies and Intellectual Property Commission (CIPC))
10. CUSTOMS CODE NO:.....
(NB: First time applicants: Please include a copy of the Customs Code Certificate (obtainable from SARS))
11. SARS TAX CLEARANCE CERTIFICATE NUMBER AND DATE:
(NB: Please attach the copy of the SARS Certificate-applicable to all applicants)
12. INDICATE PRINCIPAL BUSINESS THAT YOU UNDERTAKE:

AGENT	MANUFACTURER	PROCESSOR	RETAILER	OTHER

IF other please specify.....

13. For classification please complete:-

ENTERPRISE CLASSIFICATION	
LARGE	
QSE	
EME	
HDI	
Investment (Financial and Human)	
Turnover in Rand	R
Capital Investment	R
Number of permanent employees	
Number of part-time employees	

14. APPLICATION – SUBMISSION FOR THE PERIOD

TARIFF HEADING OF PRODUCT	DESCRIPTION OF PRODUCT	QUANTITY APPLYING FOR: Tonnes / Litres

15. Summary of BILLS OF ENTRY IMPORT

Quantity imported over the past 1, 2 or 3 years.

TARIFF HEADING	TOTAL FOR 2017	TOTAL FOR 2016	TOTAL FOR 2015

16. INDICATE PAYMENT OPTION IN ACCOUNT NO. 013024175 AND ATTACH PROOF OF PAYMENT

BANK	CASH RECEIPT NO

17. PLEASE ATTACH THE FOLLOWING DOCUMENTS TO THIS APPLICATION FORM:

- 17.1 A copy of the applicant's valid South African identity document (if the applicant is a natural person) or a valid certificate of registration or incorporation in South Africa (if the applicant is a juristic person);
- 17.2 A copy of the applicant's valid veterinary import permit as required by section 13(1)(a) of the Meat Safety Act, 40 of 2000;
- 17.3 A copy of the applicant's valid SARS tax clearance certificate; and
- 17.4 Proof that the applicant is registered with SARS as an importer.

18. IN ADDITION TO THE DOCUMENTS LISTED IN PARAGRAPH 17 ABOVE PLEASE ATTACH THE FOLLOWING:**18.1 Please attach the following documents if the applicant is a HI:**

- 18.1.1 Documents for the last three (3) years or an otherwise motivated timeframe, which will prove that the entity applying is an established company and not a dormant company or a company that is not in a financially sound position (e.g. Imports by Bill of Entry number, Balance Sheet, Income and Cash Flow statements); and
- 18.1.2 Documentation to prove its BBBEE status in terms of the BBBEE Act and Code.

18.2 Please attach the following documents if the applicant is an HDI:

- 18.2.1 A Curriculum Vitae/profile of the applicant;
- 18.2.2 If a company applies, proof that it is wholly owned by HDIs, including certified copies of share certificates and a BBBEE verification certificate by an accredited rating agency to confirm its BBBEE status;
- 18.2.3 If a company in partnership with an HDI applies, proof that the HDI is the majority shareholder of this company, including certified copies of share certificates and share registers and a BBBEE verification certificate by an accredited rating agency, or similar document, to confirm its BBBEE status;
- 18.2.4 Letters of intent from the buyers of imported meat; and
- 18.2.5 Indication of ability and capacity to import a minimum of 135 tonnes of bone-in cuts in a single consignment.

PLEASE COMPLETE THE RELEVANT AFFIDAVIT WHICH IS AN INSEPARABLE PART OF THE APPLICATION FORM

NON-RELATED PARTY AFFIDAVIT:

AFFIDAVIT IN RESPECT OF AN APPLICATION FOR A DAFF QUOTA ALLOCATION IMPORT PERMIT IN TERMS OF REBATE ITEM 460.03/0207.14.9/01.07 OF SCHEDULE 4 TO THE CUSTOMS AND EXCISE ACT, 1964

NB: The obligation to complete and submit this affidavit cannot be transferred to an external authorised representative, auditor or any other third party acting on behalf of the applicant.

I, the undersigned _____
(Full names) with identity number _____ in my capacity as _____
of _____
(herein after referred to as the applicant) do hereby make oath / affirmation and declare that:

1. I am duly authorised to depose to this affidavit;
2. The particulars contained in the application form are true and correct to the best of my knowledge and belief;
3. I have satisfied myself that the preparation of the application has been done in conformity with the regulations in respect of the above-mentioned rebate provision, with which I have fully acquainted myself and to which I unconditionally agree;
4. I accept that the decision by the Department of Agriculture, Forestry and Fisheries will be final and conclusive and that the said Department may at any time conduct or order that an investigation to verify information furnished in the application form be conducted; and
5. The applicant or any one of its associates, or related party is not a subject of an investigation by any organ of State or other regulatory authority.

SIGNED at _____ on this _____ day of _____ 201__

DEPONENT

I HEREBY CERTIFY that the deponent has acknowledged that he knows and understands the contents of this affidavit, which was signed and sworn before me at _____ on this the _____ day of _____ 201__,

the regulations contained in Government Notice No R1258 of 21 July 1972, as amended, and Government Notice No R1648 of 19 August 1977, as amended, having been complied with.

COMMISSIONER OF OATHS

FULL NAMES:

BUSINESS ADDRESS:

DESIGNATION:

CAPACITY:

RELATED PARTY AFFIDAVIT (each related party to provide a separate affidavit):**AFFIDAVIT IN RESPECT OF AN APPLICATION FOR A DAFF QUOTA ALLOCATION IMPORT PERMIT IN TERMS OF REBATE ITEM 460.03/0207.14.9/01.07 OF SCHEDULE 4 TO THE CUSTOMS AND EXCISE ACT, 1964**

NB: The obligation to complete and submit this affidavit cannot be transferred to an external authorised representative, auditor or any other third party acting on behalf of the applicant.

I, the undersigned _____
(Full names) with identity number _____;
_____;
_____ in my capacity as _____
of _____ (herein after referred to as the applicant) do
hereby make oath / affirmation and declare that:

1. I am duly authorised to depose to this affidavit;
2. I am related to: _____
3. The particulars contained in the application form are true and correct to the best of my knowledge and belief;
4. I have satisfied myself that the preparation of the application has been done in conformity with the regulations in respect of the above-mentioned rebate provision, with which I have fully acquainted myself and to which I unconditionally agree;
5. I accept that the decision by the Department of Agriculture, Forestry and Fisheries will be final and conclusive and that the said Department may at any time conduct or order that an investigation to verify information furnished in the application form be conducted; and
6. The applicant or any one of its associates, or related party is not a subject of an investigation by any organ of State or other regulatory authority.

SIGNED at _____ on this _____ day of _____ 201__

DEPONENT

I HEREBY CERTIFY that the deponent has acknowledged that he knows and understand the contents of this affidavit, which was signed and sworn before me at _____ on this the _____ day of _____ 201__,

the regulations contained in Government Notice No R1258 of 21 July 1972, as amended, and Government Notice No R1648 of 19 August 1977, as amended, having been complied with.

COMMISSIONER OF OATHS

FULL NAMES:

BUSINESS ADDRESS:

DESIGNATION:

CAPACITY:

ANNEXURE B

International Trade Administration Commission of South Africa

INFORMATION REQUIRED IN SUPPORT OF AN APPLICATION FOR A REBATE PERMIT IN TERMS OF REBATE ITEM 460.03/0207.14.9/01.07 FOR REBATE OF THE FULL ANTI-DUMPING DUTY ON BONE-IN CUTS OF THE SPECIES GALLUS DOMESTICUS, FROZEN, CLASSIFIABLE IN TARIFF SUBHEADING 0207.14.9

1. Details of applicant:**1.1 Name of company:**.....**1.2 Postal address:**.....
.....
.....**1.3 Telephone no.:**.....**1.4 E-mail address:**.....**1.5 Name of contact person:**.....**1.6 Physical address:**.....
.....**2. Details of products in respect of which a Rebate Permit is required:****2.1 Full description of products to be imported:**
.....
.....
.....**2.2 Quantity in kg:**.....**2.3 F.o.b. Value in R:****2.4 Country of origin:****2.5 Planned date of import or period during which it is planned to import:**
.....**2.6 Port of entry:**.....

PLEASE COMPLETE THE RELEVANT AFFIDAVIT WHICH IS AN INSEPARABLE PART OF THE APPLICATION FORM

NON-RELATED PARTY AFFIDAVIT:

AFFIDAVIT IN RESPECT OF AN APPLICATION FOR A REBATE PERMIT IN TERMS OF REBATE ITEM 460.03/0207.14.9/01.07 OF SCHEDULE 4 TO THE CUSTOMS AND EXCISE ACT, 1964

NB: The obligation to complete and submit this affidavit cannot be transferred to an external authorised representative, auditor or any other third party acting on behalf of the applicant.

I, the undersigned, (Full names) with identity number, in my capacity as of (hereinafter referred to as the applicant) do hereby make oath/affirmation and declare that –

- 1) I am duly authorised to dispose to this affidavit;
- 2) The particulars contained in the application form are true and correct to the best of my knowledge and belief;
- 3) I have satisfied myself that the preparation of the application has been done in conformity with the regulations in respect of the above-mentioned rebate provision, with which I have fully acquainted myself and to which I unconditionally agree;
- 4) I accept that the decision by the International Trade Administration Commission will be final and conclusive and that the said Commission may at any time conduct or order that an investigation to verify information furnished in the application form, be conducted; and
- 5) The applicant or any one of its associates, or related party is not a subject of an investigation by any organ of State or other regulatory authority.

SIGNED at _____ on this _____ day of _____ 201__

DEPONENT

I HEREBY CERTIFY that the deponent has acknowledged that he knows and understands the contents of this affidavit, which was signed and sworn before me at _____ on this the _____ day of _____ 2015, the regulations contained in Government Notice No R1258 of 21 July 1972, as amended, and Government Notice No R1648 of 19 August 1977, as amended, having been complied with.

COMMISSIONER OF OATHS

FULL NAMES:

BUSINESS ADDRESS:

DESIGNATION:

CAPACITY:

RELATED PARTY AFFIDAVIT (each related party to provide a separate affidavit):**AFFIDAVIT IN RESPECT OF AN APPLICATION FOR A REBATE PERMIT IN TERMS OF REBATE ITEM 460.03/0207.14.9/01.07 OF SCHEDULE 4 TO THE CUSTOMS AND EXCISE ACT, 1964**

NB: The obligation to complete and submit this affidavit cannot be transferred to an external authorised representative, auditor or any other third party acting on behalf of the applicant.

I, the undersigned _____
 (Full names) with identity number _____;
 _____;
 _____ in my capacity as _____
 of _____ (herein after referred to as the applicant) do
 hereby make oath / affirmation and declare that –

- 1) I am duly authorised to dispose to this affidavit;
- 2) I am related to: _____;
- 3) The particulars contained in the application form are true and correct to the best of my knowledge and belief;
- 4) I have satisfied myself that the preparation of the application has been done in conformity with the regulations in respect of the above-mentioned rebate provision, with which I have fully acquainted myself and to which I unconditionally agree;
- 5) I accept that the decision by the International Trade Administration Commission will be final and conclusive and that the said Commission may at any time conduct or order that an investigation to verify information furnished in the application form, be conducted; and
- 6) The applicant or any one of its associates, or related party is not a subject of an investigation by any organ of State or other regulatory authority.

SIGNED at _____ on this _____ day of _____ 201__

DEPONENT

I HEREBY CERTIFY that the deponent has acknowledged that he knows and understands the contents of this affidavit, which was signed and sworn before me at _____ on this the _____ day of _____ 2015,

the regulations contained in Government Notice No R1258 of 21 July 1972, as amended, and Government Notice No R1648 of 19 August 1977, as amended, having been complied with.

COMMISSIONER OF OATHS

FULL NAMES:

BUSINESS ADDRESS:

DESIGNATION:

CAPACITY:

DEPARTMENT OF TRADE AND INDUSTRY
NOTICE 726 OF 2018
INTERNATIONAL TRADE ADMINISTRATION COMMISSION
CUSTOMS TARIFF APPLICATIONS
LIST 08/2018

The International Trade Administration Commission (herein after referred to as ITAC or the Commission) has received the following applications concerning the Customs Tariff. Any objection to or comments on these representations should be submitted to the Chief Commissioner, ITAC, Private Bag X753, Pretoria, 0001. Attention is drawn to the fact that the rate of duty mentioned in these applications is that requested by the applicant and that the Commission may, depending on its findings, recommend a lower or higher rate of duty.

CONFIDENTIAL INFORMATION

The submission of confidential information to the Commission in connection with customs tariff applications is governed by section 3 of the Tariff Investigations Regulations, which regulations can be found on ITAC's website at <http://www.itac.org.za/documents/R.397.pdf>.

These regulations require that if any information is considered to be confidential, then a non-confidential version of the information must be submitted, simultaneously with the confidential version. In submitting a non-confidential version the regulations are strictly applicable and require parties to indicate:

- ☐ *Each instance where confidential information has been omitted and the reasons for confidentiality;*
- ☐ *A summary of the confidential information which permits other interested parties a reasonable understanding of the substance of the confidential information; and*
- ☐ *In exceptional cases, where information is not susceptible to summary, reasons must be submitted to this effect.*

This rule applies to all parties and to all correspondence with and submissions to the Commission, which unless clearly indicated to be confidential, will be made available to other interested parties.

The Commission will disregard any information indicated to be confidential that is not accompanied by a proper non-confidential summary or the aforementioned reasons.

If a party considers that any document of another party, on which that party is submitting representations, does not comply with the above rules and that such deficiency affects that party's ability to make meaningful representations, the details of the deficiency and the reasons why that party's rights are so affected must be submitted to the commission in writing forthwith (and at the latest 14 days prior to the date on which that party's submission is due).

Failure to do so timeously will seriously hamper the proper administration of the investigation, and such party will not be able to subsequently claim an inability to make meaningful representations on the basis of the failure of such other party to meet the requirements.

1. Notice 403 of 2018 (List 05/2018) of Government Gazette No. 41781 was published on 20 July 2018, for a review of the description of tariff subheading 6210.10.20 in Part 1 of Schedule No.1 to the Customs and Excise Act no.91 of 1964, which reads as follows: “Disposable panties of fabrics of heading 56.03”.

The review was initially published with a view to consider amending the abovementioned description of tariff subheading 6210.10.20, provided there are no local manufacturers, as follows: “Disposable underwear of fabrics of heading 56.03”. This proposed tariff description is intended to cover universal disposable underwear, which is currently not the case as the current tariff structure differentiates between disposable panties classifiable under tariff subheading 6210.10.20 at free of duty and other disposable underwear classifiable under tariff subheading 6210.10.90 at a rate of duty of 40 per cent *ad valorem*.

Newly submitted information at the Commission’s disposal indicates that there is at least one local manufacturer of disposable underwear. This notice serves to notify interested parties of the republication of the review, with an intention to amend the description of tariff subheading 6210.10.20 as follows: “Disposable underwear of fabrics of heading 56.03” and increase the rate of duty from free of duty to 40 per cent *ad valorem*.

ENTITY:

SOUTH AFRICAN REVENUE SERVICE (SARS)

Pretoria Head Office
299 Bronkhorst Street
Nieuw Muckleneuk
0181

Ref: 33/2017 **Enquiries:** Mr Chris Sako, at Tel: (012) 394-3669, Email: csako@itac.org.za or Mrs Ayanda Gandhi, at Tel: (012) 394-3672, Email: endou@itac.org.za

THE REASONS PROVIDED FOR THE REVIEW IS AS FOLLOWS:

- a) Disposable under garments of non-woven fabrics appear to have evolved from their original use as substitutes for sanitary pads and are now used, *inter alia*, as theatre-wear for patients during surgical procedures.
- b) The current description of tariff subheading 6210.10.20 currently at free of duty, makes it discriminatory and difficult to administer as some disposable underwear of fabrics of heading 56.03 are imported under tariff subheading 6210.10.90 which attracts a general rate of duty of 40 per cent *ad valorem*.

- c) If disposable underwear is not manufactured locally it is reasonable to review the description of tariff subheading 6210.10.20 to reflect this position.

PUBLICATION PERIOD:

Representation should be submitted to the above address within **four (4) weeks** of the date of this notice.

2. INCREASE IN THE GENERAL RATE OF CUSTOMS DUTY ON:

“Flat-rolled products of iron or non-alloy steel, plated or coated with tin (“tinplate”), classifiable under tariff subheadings 7210.11, 7210.12.10, 7210.12.90, and 7212.10, from free of duty to 10% *ad valorem*.”

APPLICANT:

ArcelorMittal South Africa Limited (“AMSA”)
PO Box 2
Vanderbijlpark
1900
South Africa

Enquiries: ITAC Ref: 09/2018, Mr Njabulo Mahlalela, Ms P Busika, and Mrs N Mokou, Tel: 012 394 3684/3595/3627 or email: nmahlalela@itac.org.za/ pbusika@itac.org.za/ nramphabana@itac.org.za.

REASONS FOR THE APPLICATION:

The applicant submitted, *inter alia*, the following reasons for the application:

- i. The current tariff structure in relation to the subject products is untenable given the recent developments of volumes and value of imports into the SACU market;
- ii. Imports have substantially increased over the last five years from Asian countries, making domestic production static;
- iii. The domestic industry of the subject product is experiencing intense price competition on the price of the subject products vis-à-vis imported products; and
- iv. The tariff increase requested will prevent imports from entering the country at impermissible low prices.

PUBLICATION PERIOD:

Written representations must be made within four (4) weeks of the date of this notice.

3. INCREASE IN THE RATE OF CUSTOMS DUTY ON :

Certain Tubes, Pipes and Hollow Profiles, Seamless of Iron or Steel:

Tariff heading	Tariff subheading	Description	Statistical unit	Rate of duty				
				General	EU	EFTA	SADC	MERCOSUR
7304	Tubes, pipes and hollow profiles, seamless of iron or steel:							
7304.19	Other line pipe of a kind used for oil or gas pipelines							
	7304.19.**	Of a wall thickness not exceeding 25 mm and an outside cross sectional dimension not exceeding 170 mm	Kg	15%	Free	Free	Free	10%
	7304.19.**	Other	Kg	15%	Free	Free	Free	10%
7304.23	Other drill pipe of a kind used in drilling for oil or gas							
	7304.23.**	Of a wall thickness not exceeding 25 mm and an outside cross sectional dimension not exceeding 178 mm	Kg	15%	Free	Free	Free	10%
	7304.23.**	Other	Kg	15%	Free	Free	Free	10%
7304.29	Other							
	7304.29.**	Casing and tubing of a wall thickness not exceeding 25 mm and an outside cross sectional dimension not exceeding 178 mm	Kg	15%	Free	Free	Free	10%
	7304.29.**	Other	Kg	15%	Free	Free	Free	10%

APPLICANT:

SAISI, ON BEHALF OF ARCELORMITTAL SOUTH AFRICA LTD

273 General Hertzog Road

Peacehaven

VEREENIGING

Gauteng

Enquiries: ITAC Ref: 09/2018, Mr. Tshepiso Sejamoholo/Mr. Mashudu Lukhwareni,
Tel: (012) 394 1605/ 3661 or email tsejamoholo@itac.org.za/ mlukhwareni@itac.org.za.

REASONS FOR THE APPLICATION:

The applicant submitted, *inter alia*, the following reasons for the application:

- i. The tube and pipe industry in the SACU has been under distress for some time, largely due to low priced imports originating from Asian countries;
- ii. The impact of the decrease in import prices is forcing ArcelorMittal South Africa Ltd to sell the product at a price that is below the manufacturing cost of the product; and
- iii. The current decreasing price levels at which seamless pipes are being imported into the SACU market, coupled with an increase in imports volumes, have put the viability of the SACU industry at risk. If the current trend continues, further production and job losses will be inevitable.

PUBLICATION PERIOD:

Representation should be made within **four (4)** weeks of the date of notice.

DEPARTMENT OF TRADE AND INDUSTRY
NOTICE 727 OF 2018
INTERNATIONAL TRADE ADMINISTRATION COMMISSION

**NOTICE OF INITIATION OF AN INVESTIGATION INTO THE ALLEGED DUMPING OF
POLYETHYLENE TEREPHTHALATE IMPORTED FROM THE PEOPLE'S REPUBLIC OF
CHINA**

The International Trade Administration Commission (the Commission) accepted an application alleging that polyethylene terephthalate (PET) imported from the People's Republic of China (PRC) is being dumped in the Southern African Customs Union (SACU) market, causing material injury and threatening to cause material to the SACU industry concerned.

The applicant submitted sufficient evidence and established a *prima facie* case to enable the Commission to arrive at a reasonable conclusion that an investigation should be initiated on the basis of dumping, material injury, threat of material injury and causality.

THE APPLICANT

The application was lodged by Safripol, a division of Kap Diversified Industrial (formerly known as Hosaf, a division of Kap Diversified Industrial), a manufacturer of the subject product in the SACU market. Safripol constitutes 59.6 percent of the SACU production volume of the subject product. The application by Safripol is supported by Extrupet, Plastics SA and Petco.

Safripol provided injury information in this regard, and constitutes a major proportion of the total SACU production.

THE PRODUCT

The product allegedly being dumped is PET, classifiable under tariff subheading 3907.6 originating in or imported from the PRC.

THE ALLEGATION OF DUMPING

The allegation of dumping is based on the comparison between the normal value and the export price from the PRC. The normal value was determined based on weekly price reports from PCI Wood Mackenzie, said to be a leading provider of commercial intelligence in upstream and refining of chemicals, polymers and fibres.

The export price was based on official import statistics obtained from the South African Revenue Services.

On this basis, the Commission found that there was *prima facie* proof of dumping.

THE ALLEGATION OF MATERIAL INJURY

The applicant submitted evidence to show that there is price suppression and price depression. The applicant's information also indicated a decline in sales volumes, decline in production, decline in capacity utilisation, decline in profits, decline in productivity, negative returns on investment, negative net cash flow, loss of market share and an increase in inventories.

On this basis, the Commission found that there was *prima facie* proof of material injury to the SACU industry.

THE ALLEGATION OF THREAT OF MATERIAL INJURY

The applicant submitted information indicating that there is freely disposable capacity by exporters in the PRC, significant increase of allegedly dumped imports into the SACU market which indicates the likelihood of substantially increased importation and that the subject product is entering the SACU market at prices that will have a significant depressing and suppressing effect on SACU prices and are likely to increase demand for further imports due to the high levels of overcapacity in China and the ease with which they increased their exports to SACU suggest that they have significant inventories of PET which they will be able to export.

On this basis the Commission found that there was *prima facie* proof of a threat of material injury to the SACU industry.

CAUSAL LINK

On this basis, the Commission found that there was *prima facie* proof of material injury and further threat of material injury to the SACU industry, and that there is a causal link between the alleged dumped imports, the material injury suffered by the SACU industry and the further threat of material injury to SACU industry.

PERIOD OF INVESTIGATION

The period of investigation for purposes of determining the dumping margin is from 01 July 2017 to 30 June 2018. The period of investigation for purposes of determining the material injury is from 01 July 2015 to 30 June 2018.

LEGAL PROCEDURAL FRAMEWORK

Having decided that there is sufficient evidence and a *prima facie* case to justify the initiation of an investigation, the Commission has begun an investigation in terms of section 16 of the International Trade Administration Act, 2002 (the ITA Act). The Commission will conduct its investigation in accordance with the relevant sections of the ITA Act and the Anti-Dumping Regulations of the International Trade Administration Commission (ADR).

Both the ITA Act and the ADR are available on the Commission's website (www.itac.org.za) or from the Trade Remedies section, on request.

PROCEDURES AND TIME LIMITS

In order to obtain the information it deems necessary for its investigation, the Commission will send non-confidential versions of the application and questionnaires to all known importers and exporters, and known representative associations. The trade

representative of the PRC have also been notified. Importers and other interested parties are invited to contact the Commission as soon as possible in order to determine whether they have been listed and were furnished with the relevant documentation. If not, they should immediately ensure that they are sent copies. The questionnaire has to be completed and any other representations must be made within the time limit set out below.

The Senior Manager: Trade Remedies II, should receive all responses, including non-confidential copies of the responses, not later than 30 days from the date hereof, or from the date on which the letter accompanying the abovementioned questionnaire was received. The said letter shall be deemed to have been received seven days after the day of its dispatch.

Late submissions will not be accepted except with the prior written consent of the Commission. The Commission will give due consideration to written requests for an extension of not more than 14 days on good cause shown (properly motivated and substantiated), if received prior to the expiry of the original 30-days period. Merely citing insufficient time is not an acceptable reason for extension. Please note that the Commission will not consider requests for extension by the Embassy on behalf of exporters.

The information submitted by any party may need to be verified by the Investigating Officers in order for the Commission to take such information into consideration. The Commission may verify the information at the premises of the party submitting the information, within a short period after the submission of the information to the Commission.

Parties should therefore ensure that the information submitted would subsequently be available for verification.

It is planned that verification of the information submitted by the exporters will take place within three to five weeks subsequent to submission of the information. This period will

only be extended if it is not feasible for the Commission to do it within this time period or upon good cause shown, and with the prior written consent of the Commission, which should be requested at the time of the submission. It should be noted that unavailability of, or inconvenience to consultants will not be considered to be good cause.

Parties should also ensure when they engage consultants that they will be available at the requisite times, to ensure compliance with the above time frames. Parties should also ensure that all the information requested in the applicable questionnaire is provided in the specified detail and format.

The questionnaires are designed to ensure that the Commission is provided with all the information required to make a determination in accordance with the rules of Anti-Dumping Agreement. The Commission may therefore refuse to verify information that is incomplete or does not comply with the format in the questionnaire, unless the Commission has agreed in writing to a deviation from the required format. A failure to submit an adequate non-confidential version of the response that complies with the rules set out under the heading *Confidential Information* will be regarded as an incomplete submission.

Parties, who experience difficulty in furnishing the information required, or submitting in the format required, are therefore urged to make written applications to the Commission at an early stage for permission to deviate from the questionnaire or provide the information in an alternative format that can satisfy the Commission's requirements. The Commission will give due consideration to such a request on good cause shown.

Any interested party may request an oral hearing at any stage of the investigation in accordance with Section 5 of the ADR, provided that the party indicates reasons for not relying on written submission only. The Commission may refuse an oral hearing if granting such hearing will unduly delay the finalisation of a determination.

CONTINUES ON PAGE 514 - PART 5



Government Gazette Staatskoerant

REPUBLIC OF SOUTH AFRICA
REPUBLIEK VAN SUID AFRIKA

Vol. 641

23 November 2018
November

No. 42053

PART 5 OF 5

N.B. The Government Printing Works will not be held responsible for the quality of "Hard Copies" or "Electronic Files" submitted for publication purposes

ISSN 1682-5843



AIDS HELPLINE: 0800-0123-22 Prevention is the cure

Parties requesting an oral hearing shall provide the Commission with a detailed agenda for, and a detailed version, including a non-confidential version, of the information to be discussed at the oral hearing at the time of the request.

If the required information and arguments are not received in a satisfactory form within the time limit specified above, or if verification of the information cannot take place, the Commission may disregard the information submitted and make a finding on the basis of the facts available to it.

ADDRESS

The response to the questionnaire and any information regarding this matter and any arguments concerning the allegation of dumping and the resulting threat of material injury must be submitted in writing to the following address:

Physical address

The Senior Manager: Trade Remedies II
International Trade Administration Commission
Block E – The DTI Campus
77 Meintjies Street
SUNNYSIDE
PRETORIA

Postal address

The Senior Manager:
Trade Remedies II
Private Bag X753
PRETORIA
0001
SOUTH AFRICA

Enquiries may be directed to the investigating officer, Mr Siphumelele Mkwanazi at +27 12 394 3742 or Ms Portia Mathebula at +27 12 394 1456.

DEPARTMENT OF TRANSPORT

NOTICE 728 OF 2018

3RD EDITION ENVIRONMENTAL IMPLEMENTATION PLAN (EIP)

2015 – 2020

**COMPILED IN TERMS OF SECTION 11 OF THE NATIONAL
ENVIRONMENTAL MANAGEMENT ACT: NO. 107 OF 1998, AS
AMENDED.**

Prepared by: Environmental Coordination Directorate

Department of Transport

Private Bag X193

PRETORIA, 0001

Enquiries: Mr Jacob Dikgang

Tel: (012) 309 3973/E-mail: DikgangJ@dot.gov.za

Annexure A: List of Acronyms

Annexure B: DOT legislation relevant to the EIP

Annexure C: Multilateral instruments relevant to the DOT's EIP

Annexure D: DEA Template for the Preparation of EIPs/EMPS

- Key framework and policy documentation, including NEMA, the MTSF and the NDP,
- Departmental Policies, Strategic Plan and Annual Reports,
- EIPs for other Schedule 1 Departments,
- Consultations with Departmental branches and public entities, and
- Inputs and comments solicited from DEA and EIP/EMPs Sub-committee member Departments.

1 (A): S.A TRANSPORT LANDSCAPE

The 1996 White Paper on National Transport Policy, hereinafter referred to as the "White Paper", makes reference to various roles, functions, and activities of government. In some instances, these relate only to national government, but in others they are, in accordance with the Constitution, the concurrent responsibility of national, provincial and local levels of government. In the past, the DOT's concurrent role was that of a regulator, a provider of infrastructure, as well as a transport operator, but was weak in policy formulation and strategic planning.

This DOT's role has since been revised - with the shift towards policy and strategy formulation, as its primary roles, and substantive regulation as its responsibility, with a reduced direct involvement in operations and the provision of infrastructure and services, in order to allow for a more competitive environment. The shift impacts on all levels of government: local, provincial, and national, and has implications for transport public entities. In accordance with the Constitution, powers and responsibilities for transport are shared between the various levels of government.

For transport, shared responsibility items are a matter for negotiation and agreement between the national and provincial departments. Where it is in the national interest to have uniformity, the DOT plays a leading role. Where flexibility is required, or where there are reasons for different approaches in the different provinces, a joint approach is preferred, with provinces legislating and implementing as appropriate. An example of the latter is the case of road traffic legislation, where the overarching National Road Traffic Act (Act No. 93 of 1996) legislates and regulates matters of national concern, while separate provincial Road Traffic Acts legislate and regulate matters of specific provincial concern, within the framework of the overarching Act. In order to promote integration and co-ordination of policy and activities between national and

Provincial-local

In terms of the Constitution, national government is not directly involved in the relationship between provincial and local governments. The metropolitan conurbations in particular are, however, of major importance as a large proportion of South Africa's transport activities take place within these areas. Institutional arrangements recognise this, and commit the DOT to the principle of subsidiarity. Schedule 5 of the Constitution lists functional transport areas of exclusive provincial legislative competence, namely:

- Provincial roads and traffic, and the following local government matters to the extent set out for provinces in section 155(6)(a) and (7):
- Municipal roads, and
- Traffic and parking

1 (B): CRITICAL PLANS OF RELEVANCE TO THE EIP

National Development Plan 2030

The National Development Plan (NDP) offers a long-term perspective and defines a desired goal and identifies the role different sectors of society need to play in reaching that goal. As a long-term strategic plan, it serves four broad objectives:

1. Providing overarching goals for what the country wants to achieve by 2030,
2. Building consensus on the key obstacles to the country achieving these goals and what needs to be done to overcome those obstacles.
3. Providing a shared long-term strategic framework within which more detailed planning can take place in order to advance the long-term goals set out in the NDP.
4. Creating a basis for making choices about how best to use limited resources.

The NDP aims to ensure that all South Africans attain a decent standard of living through the elimination of poverty and reduction of inequality by 2030. To this end, the Plan has identified radical economic transformation as a catalyst for accelerated economic growth and job creation. This intervention will be better achieved through sustainable programmes that will stimulate productivity, improve efficiencies and accelerate elimination of inequality that exists in South African society.

1. Efficient and integrated infrastructure network and operations
2. A transport sector that is safe and secure
3. Improved rural access, infrastructure and mobility
4. Improved public transport services
5. Increased contribution to job creation
6. Increased contribution of transport to environmental protection

Priority area 6 is particularly relevant to the Departmental EIP. In order to contribute towards environmental sustainability, the DOT will, in the current MTSF, develop and implement the Green Transport Strategy (GTS), which aims to reduce greenhouse gas (GHG) emissions across the sector.

Transport MTSF Priority Outcomes

To give effect to the NDP, the DOT has formulated a Strategic Plan (2015 – 2020), which was guided by key government macro-policies, including the NDP, the NGP framework, the IPAP, and the NIP, which guides the work of the Presidential Infrastructure Coordinating Commission (PICC). These policies and the Departmental Strategic Plan were considered in the development of this EIP. The Strategic Plan is aligned with the Ministers' Service Delivery/Performance Agreement with the President of the Republic.

The DOT's service delivery targets are aligned with the 14 Priority Outcomes for Government to be implemented through intergovernmental cooperation over the MTSF period. The DOT will focus on the implementation of four of the 14 outcomes for Government to achieve related outputs. These outcomes are:

Outcome 4: Decent employment through inclusive economic growth

Outcome 6 – An efficient, competitive and responsive economic infrastructure

Outcome 7 – Comprehensive rural development and land reform

Environment Conservation Act, No. 73 of 1989 (ECA)

Although NEMA has replaced most of the Environment Conservation Act provisions, the following provisions are still applicable to the DOT:

- Sections 21, 22 and 26 of Part V and Schedule 1, identifies activities that are likely to have a detrimental effect on the environment, and include transportation, land use and land transformation. These sections also identify activities and projects in terms of which an Environmental Impact Assessment (EIA) is obligatory, namely: road projects, airports, helipads and maritime ports infrastructure, and
- Regulations regarding noise control, particularly road and aircraft noise in the vicinity of an airfield.

National Environmental Management Act, No. 107 of 1998 (NEMA)

This legislation provides for cooperative environmental governance by establishing principles for decision-making on matters attendant to the environment, institutions that will promote cooperative governance and procedures for coordinating environmental functions exercised by organs of state, including the DOT's public entities. The DOT is listed in Schedule 1 of NEMA as a department whose activities may affect the environment, and is therefore required to prepare an EIP every five (5) years (subsequent NEMA amendment).

Marine Living Resources Act, No. 18 of 1998

The Act provides for, among others, the conservation of the marine ecosystem and the long-term sustainable utilisation of marine living resources. The Act regulates a number of transport-related activities and prohibits certain others, such as the use of fishing vessels without a license.

National Environmental Management: Air Quality Act, No. 39 of 2004

This Act aims to prevent pollution and ecological degradation, and ensure sustainable development by providing for air quality measures, norms and standards, management and control by all spheres of government. The Act addresses management and regulation of air quality, and establishes atmospheric emissions standards, and further includes emissions emanating from mobile sources. The Act may have several implications for transport-related activities, namely:

National Environmental Management: Biodiversity Act, No. 10 of 2004

As the name suggests, the Act provides for the management of the country's biological diversity. Transport-related activities that occur in a listed environment may be identified as a threatening process. There is a prohibition on the transportation of listed protected, alien or invasive species unless one is in possession of a permit issued in terms of the Act.

National Environmental Management: Waste Act, No. 59 of 2008

The Act aims to regulate waste management in order to protect health and the environment and provide measures for the prevention of pollution and ecological degradation, and securing ecologically-sustainable development. In the context of transport, the Act further provides a guideline on the transportation and storage of waste.

Environment Conservation Amendment Act, No. 50 of 2003

In terms of this amended legislation, the distribution, sale, import and export of products that may have a detrimental effect on the environment or human health may be subjected to regulation by the Minister (DEA).

National Environmental Management Amendment Act: No. 46 of 2003

The Act provides for the administration and enforcement of certain environmental management laws. The provisions empower environmental management inspectors to conduct search and seizure activities in respect of any vessel, vehicle, aircraft or pack animal.

National Environmental Management Amendment Act: No. 9 of 2004

The amended legislation has particular relevance to the DOT and its specific public entities, especially considering the fact that it addresses EIA-related issues related to road and pipeline construction. While pipelines involve transportation activity, the constitutional mandate incidental to gas and petroleum products remains the primary responsibility of the DoE.

Spatial Planning and Land Use Management Act (No. 16 of 2013)

The SPLUMA provides a framework for spatial planning and land use management in the country. Urban planning is a technical and political process concerned with the control of the use of land and the design of the urban environment, including transportation networks, in order to, among others, preserves the environment and reduces adverse health impacts resulting from uncoordinated planning.

information awareness, capacity-building, campaigns on energy efficiency, and environmental issues, promote energy efficiency for sustainable development, mitigate negative impacts of energy utilisation on the environment, and promote energy efficiency technologies and clean energy sources.

National Waste Management Strategy (2011)

The National Waste Management Strategy (NWMS) is a legislative requirement of the National Environmental Management: Waste Act, No. 59 of 2008, and touches on (albeit inadequately) waste transportation.

Integrated Energy Plan

The Integrated Energy Plan (IEP) is an overarching energy plan for liquid fuels on which transportation sector relies. The plan calls considered energy choices that will result in the reduction of additional pressure on the environment in the future. In the context of transport, it calls for vehicle fuel efficiency improvements (which ultimately yield climate change mitigation benefits), the need to diversify the energy mix so as to make greater use of renewable transport energy such as biofuels, as well as the promotion of alternatively-powered vehicles, including electric-powered and hybrid vehicles. It is envisaged that the IEP will be completed around 2016/17.

Biofuels Industrial Strategy of the Republic of South Africa, 2007

The Strategy outlines the Government's approach to addressing policy, regulations and incentives. Internationally, biofuels production is growing due mainly to higher oil prices, environmental concerns, and incentives geared towards supporting these indigenous and renewable fuel sources over fossil fuels. The Strategy aims to achieve a biofuels market penetration of 4,5% of liquid road transport fuels (petrol and diesel), which is achievable without excessive support by utilising surplus agricultural capacity.

National Climate Change Response Strategy for South Africa, 2004

The strategy aims to (a) support national sustainable development priorities, (b) assist climate change adaptation and mitigation efforts, (c) develop a sustainable energy programme (d) meet domestic and international obligations stipulated under the UNFCCC (United Nations Framework Convention on Climate Change (UNFCCC)), (e) integrate climate change response in government, (f) promote climate-related education and training, promote research development, and demonstration, (g) encourage development of GHG inventories and air

3. OVERVIEW OF THE DEPARTMENT

VISION

"Transport, the Heartbeat of Economic Growth and Social Development"

MISSION

The DOT aims to lead the development of efficient integrated transport systems by creating a framework of sustainable policies and regulations, and implementable models to support government strategies for socio-economic development.

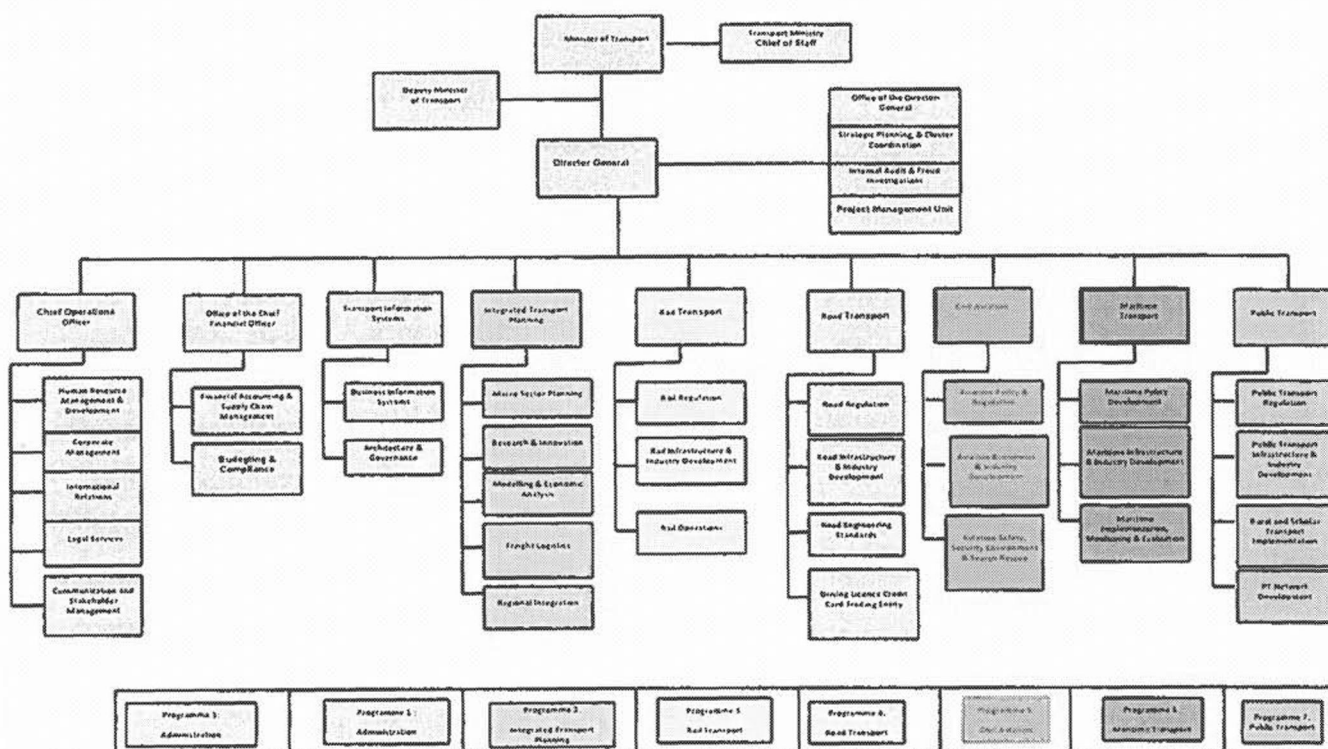
VALUES

As the central custodian of the nation's transport resources, services and products, the DOT acknowledges the obligation it has to the citizens of the Republic, and has adopted the following core values to advance its commitment to achieve policy and legislative mandates as set out for the sector:

- Maintain **fairness** and **equity** in all operations.
- Strive for **quality** and **affordable** transport for all.
- Stimulate **innovation** in the Transport Sector.
- Ensure **transparency**, **accountability** and **monitoring** of all operations.
- Ensure **sustainability**, **financial affordability**, **accessibility** as well as upholding of the **Batho Pele** principles.

Constitutional Mandate

The Constitution identifies the legislative responsibilities of different levels of government with regard to airports, roads, traffic management and public transport. Transport is a function that is legislated and executed at all levels of government. The implementation of transport functions at the national level takes place through public entities, which are overseen by the DOT. Each public entity has a specific delivery mandate. The DOT is therefore, responsible for conducting sector research, formulating legislation and policies to set the strategic direction of sub-sectors, assigning responsibilities to public entities and other levels of government, regulating through setting norms and standards, and monitoring implementation.

Figure 1: Departmental Organogram**Organisational Structure for the Department of Transport**

	secure, efficient, environmentally friendly and compliant with international standards through regulations and investigations, and to oversee aviation public entities.
6. Maritime Transport	Coordinate the development of a safe, reliable and economically viable Maritime Transport Sector through the development of policies, strategies, monitoring of the implementation plan and oversight of maritime related public entities, namely The Ports Regulator (PR) and South African Maritime Safety Authority (SAMSA).
7. Public Transport	Ensure the provision and regulation of safe, secure, reliable, cost-effective and sustainable public transport services in South Africa through legislation, policies and strategies.

3.1 OVERVIEW OF PUBLIC ENTITIES

In addition to the above programmes and as pointed out earlier, there are 12 public entities whose primary mandate is the implementation of transport policies. The Department plays an oversight role over the entities, and the latter are required to align their plans with government's strategic priorities, including those contained in the National Development Plan (NDP) and the Mid-Term Strategic Framework (MTSF).

It ought to be noted that some of these entities were deliberately excluded from this EIP document in light of the fact that their mandates, programmes, plans and activities have a very negligible or no impact on the environment, and are listed below with their abridged legislative mandates:

PUBLIC ENTITIES EXCLUDED FROM THE EIP

Cross-Border Road Transport Agency (C-BRTA)

damage wrongfully caused by the driving of a motor vehicle". The RAF provides two types of cover, namely personal insurance cover to accident victims or their families, and indemnity cover to wrongdoers. The RAF does not have share capital, and is owned by the South African public. It is listed as a national public entity in accordance with schedule 3A of the PFMA.

Road Traffic Infringement Agency (RTIA)

The Road Traffic Infringement Agency (RTIA) derives its mandate and functions from the Administrative Adjudication of Road Traffic Offences Act, No. 46 of 1998 (AARTO Act), and its objectives are to, despite the Criminal Procedure Act, No. 51 of 1977), among others: (i) encourage compliance with the national and provincial laws and municipal by-laws relating to road traffic and to promote road traffic safety, (ii) encourage the payment of penalties imposed for infringements and to allow alleged minor infringers to make representations, (iii) establish a procedure for the effective and expeditious adjudication of infringements, (iv) alleviate the burden on the courts of trying offenders for infringements, (v) penalise drivers and operators who are guilty of infringements or offences through the imposition of demerit points leading to the suspension and cancellation of driving licences, professional driving permits or operator cards, and (vi) strengthen co-operation between the prosecuting and law enforcement authorities by establishing a board to govern the agency.

Road Traffic Management Corporation (RTMC)

The Road Traffic Management Corporation (RTMC) was established in terms of Section 3 of the Road Traffic Management Corporation (RTMC) Act, No. 20 of 1999, and commenced its operations in April 2005 with the objective of pooling powers and resources to eliminate the fragmentation of responsibilities for all aspects of road traffic management across the various levels of government in South Africa. The RTMC is responsible for co-operative and coordinated strategic planning, regulation, facilitation and law enforcement in respect of road traffic matters by the national, provincial and local spheres of government.

ENTITIES COVERED BY THE EIP

Below is a list of those entities that are material to this EIP in the context of potential environmental impacts that may arise as a result of exercising their legislatively-mandated functions.

sustainability focus has been collaboration on a pilot project to improve fuel efficiency through improved flight routing.

Greater awareness and regulation of the environmental impacts of air transport provides ATNS with a long-term opportunity to include sustainability strategies in the delivery of its portfolio of products and services to the continent. A further demonstration of ATNS' commitment to long-term economic, social and environmental sustainability has been the compilation of its first stand-alone Sustainability Report in line with Global Reporting Initiative – (GRI-G4) reporting guidelines.

Passenger Rail Agency of South Africa (PRASA)

Prasa is a public entity and an implementing arm of the sole shareholder, namely: the DOT. The entity is primarily focused on the mandate contained in the Legal Succession to the South African Transport Services Act, No. 9 of 1989, as amended by the Legal Succession to the South African Transport Services Amendment Act, No. 38 of 2008. Prasa is responsible for ensuring the provision of rail commuter services and long haul passenger rail and bus services within, to and from the Republic in the public interest in line with the principles set out in section 4 of the National Land Transport Transition Act, No. 22 of 2000.

Prasa's SHEQ Committee supports the Board in discharging its responsibilities for environmental protection. In discharging its responsibilities, the Committee, ensures that PRASA has effective safety and environmental policies, systems and programmes to meet all legislative responsibilities and to develop and sustain a safe and environmentally-friendly culture.

Railway Safety Regulator (RSR)

The RSR, which serves as the custodian of railway safety in South Africa, was established in terms of the National Railway Safety Regulator Act, No 16 of 2002, as amended, to establish a national rail regulatory framework for South Africa and to monitor and enforce compliance. The primary legislative mandate of the RSR is to exercise oversight and enforce safety performance by all railway operators in South Africa, including those of the neighbouring states whose rail operations enter South Africa. Notwithstanding, in terms of the Act, operators are primarily responsible and accountable for ensuring the safety of their railway operations. The RSR develops regulations, safety standards and related documents which form the basis of the regulatory regime,

South African Maritime Safety Authority (SAMSA)

The South African Maritime Safety Authority (SAMSA) was established in April 1998 under the SAMSA Act, No. 5 of 1998, with its mandate being to: (i) ensure safety of life and property at sea, (ii) prevent and combat pollution of the marine environment by ships, and (iii) promote the country's maritime interests. SAMSA is also responsible for administering numerous maritime laws, including the following:

- Merchant Shipping Act, No. 57 of 1951,
- Carriage of Goods by Sea Act, No. 1 of 1986,
- Marine Pollution (Prevention of Pollution from Ships) Act, No. 2 of 1986,
- Marine Pollution (Intervention) Act, No. 64 of 1987, and
- Wreck and Salvage Act, No. 94 of 1996.

SAMSA's Maritime Environmental Protection Programme (MEPP) is mandated with developing and enforcing regulations to avert the introduction of invasive species into the marine environment, halting unauthorised ocean dumping of hazardous substances and prevention of oil and chemical spills.

South African National Roads Agency Limited (SANRAL)

Sanral is an independent, statutory company registered in terms of the South African National Roads Agency Limited and National Roads Act, No. 7 of 1998 (SANRAL Act) with a distinct mandate to, *inter alia*, design, finance, improve, manage, maintain, operate and rehabilitate the national road network, and carries out this mandate in a manner that protects and preserves the environment through context-sensitive solutions. The government, represented by the Minister of Transport, is SANRAL's sole shareholder and owner.

SANRAL's approach to environmental management is based on its commitment to enhancing eco-efficiency and identifying and managing or eliminating environmental risks. The entity strives to adopt the best practicable environmental management options in its operations, or to identify feasible alternatives. SANRAL is regularly rehabilitates its areas of operation to their sustainable pre-operational state, so that they may still be viable for the use of future generations. SANRAL's EMS forms the framework for the implementation of its environmental policies, and is based on the entity's commitment to complying with relevant environmental legislation and the reduction of or (where possible) prevention of negative environmental impacts.

In the event the aforementioned intervention by the Director-General does not resolve the failure to comply with environmental implementation and management plans, the Act also allows for referral of the matter to conciliation in accordance with Chapter 4 of NEMA.

Purpose and Scope of the EIP

For the purpose of this EIP document, Chapter 3 of NEMA (as amended), is particularly pertinent as it makes provision for procedures for co-operative environmental governance and outlines other matters that should be considered in the preparation of an EIP. The EIP describes policies, plans and programs of a department that exercises functions which may affect the environment, and how this department's plans will comply with the NEMA principles and national environmental norms and standards. The stated purpose of an EIP as provided in Section 12 of NEMA is to:

- (a) Co-ordinate and harmonise the environmental policies, plans, programmes and decisions of the various national departments that exercise functions that may affect the environment or are entrusted with powers and duties aimed at the achievement, promotion, and protection of a sustainable environment, and of provincial and local spheres of government, in order to:
 - (i) Minimise the duplication of procedures and functions, and
 - (ii) Promote consistency in the exercise of functions that may affect the environment,
- (b) Give effect to the principle of co-operative government in chapter 3 of the Constitution,
- (c) Secure the protection of the environment across the country as a whole,
- (d) Prevent unreasonable actions by provinces in respect of the environment that are prejudicial to the economic or health interests of other provinces or the country as a whole, and
- (e) Enable the Minister (DEA) to monitor the achievement, promotion, and protection of a sustainable environment.

- (b) A description of the manner in which the relevant national department or province will ensure that the policies, plans and programmes referred to in paragraph (a) will comply with the principles set out in section 2 as well as any national norms and standards as envisaged under section 146(2)(b)(i) of the Constitution and set out by the Minister, or by any other Minister, which have as their objective the achievement, promotion, and protection of the environment,
- (c) A description of the manner in which the relevant national department or province will ensure that its functions are exercised so as to ensure compliance with relevant legislative provisions, including the principles set out in section 2, and any national norms and standards envisaged under section 146(2)(b)(i) of the Constitution and set out by the Minister, or by any other Minister, which have as their objective the achievement, promotion, and protection of the environment, and
- (d) Recommendations for the promotion of the objectives and plans for the implementation of the procedures and regulations referred to in Chapter 5.

Section 13 (2) further states that the Minister may, after consultation with the Committee (for Environmental Co-ordination), make regulations for the purpose of giving effect to subsections (1)(b) and (c).

This document serves as the DOT's third edition EIP since the coming into effect of NEMA, and is for the period 2015 to 2020. It is to be noted that as with previous editions (which were duly considered when preparing this edition), this EIP applies to both the DOT and its relevant public entities. In terms of section 11(4) of NEMA, every organ of state listed in schedule 1 and/or 2 of the Act must, in its preparation of an EIP, and before submitting such a plan, take into consideration every other EIP already adopted with a view to achieving consistency among such plans.

MANDATE

Constitution

The Constitution is the supreme law of South Africa and, as such, no other law can supersede its provisions. The Bill of Rights contained in Chapter 2 of the Constitution is a key enabler of democracy in South Africa as it preserves the rights of all people in the Republic. Section 24 of

- Investigating and making recommendations regarding the assignment and delegation of functions between organs of state under this Act or any other law affecting the environment and regarding the practical working arrangements, including memoranda of understanding, between the organs of state represented by members and other organs of state,
- Investigating and recommending the establishment of mechanisms in each province with the concurrence of the MEC for providing a single point in the province for the receipt of applications for authorisations, licences and similar permissions required for activities under legal provisions concerned with the protection of the environment where such authorisations, licences or permissions are required from more than one organ of state, and procedures for the co-ordinated consideration of such applications by the organs of state concerned,
- Making recommendations to co-ordinate the application of integrated environmental management as contemplated in Chapter 5, including cooperation in environmental assessment procedures and requirements and making determinations regarding the prevention of duplication of efforts as contemplated in section 24(4),
- Making recommendations aimed at securing compliance with the principles set out in section 2 and national norms and standards contemplated in section 146(2)(b)(i) of the Constitution,
- Making recommendations regarding the harmonisation of the environmental functions of all relevant national departments and spheres of government, advising the Minister on providing guidelines for the preparation of environmental management plans and environmental implementation plans, and
- Endeavouring to ensure compliance with the principle set out in section 2(2) by making appropriate recommendations requiring reports from its members and advising government on law reform.

In preparation of this EIP, cooperative governance considerations cooperative governance was taken into consideration in order to ensure that the requisite mechanisms are not limited to national and provincial transport spheres, but are also inclusive of other critical stakeholders,

DOT POLICIES, PLANS AND PROGRAMMES						
Name of policy or plan	Status (i.e. is it in process of development or adopted or being implemented)	What is the policy, plan or programme about?	Scope of policy, plan or programme (i.e. provincially or nationally implemented)	How will the policy, plan or programme affect the environment?	What degree of control does the department have on the impact (High, Medium or Low)?	Name of implementing organ of state
1. White Paper on National Transport Policy: 1996	Review	This White Paper is an overarching, cross-modal DOT policy aimed at the provision of safe, reliable, effective, efficient, and fully integrated transport operations and infrastructure for passengers and freight in a socially, economically and environmentally sustainable manner.	National	<p>The White Paper acknowledges from the onset that provision of transport infrastructure, and operation of the transport system, have the potential to cause damage to the physical and social environment.</p> <p>To mitigate this, it commits the DOT to take an integrated environmental management approach in the provision of transport. The White paper further requires that environmental sustainability be a key measure in transport investment decisions, and that potential environmental issues be identified and addressed, taking into consideration the costs and benefits associated with alternatives.</p>	Low	<ul style="list-style-type: none"> • Provincial Transport Departments • ACSA • ATNS • CAA • CBRTA • Prasa • PORTS REGULATOR • RAF • RSR • RTIA • RTMC • SANRAL • SAMSA • Industry

				<p>requires that port infrastructure development investment decisions consider the environmental implications early on and not only once the project is fully planned.</p> <p>The policy is well aligned to NEMA in that it calls for the utilisation of SEA, EIA and EMS tools in order to integrate environmental issues at all levels of port development, including port planning, design, construction and operation.</p>		
1. Taxi Recapitalisation Policy (TRP): 2009	Implementation	<p>The TRP is an intervention by Government to bring about safe, effective, reliable and accessible taxi operations. One of the key components of the TRP is the scrapping of old taxi vehicles (OTVs), which are to be replaced with new taxi vehicles (NTVs) designed to undertake public transport functions in the minibus taxi industry in order to promote the safety, effectiveness and reliability of minibus taxi vehicles.</p>	National	<p>TRP policy addresses, among others, the need for a public transport system that is safe, accessible, reliable, modally integrated and environmentally sustainable. The latter would be achieved through the manufacturing and use of more environmentally-friendly equipment in the provision of transport services which would result in less noise, better utilisation</p>	Medium	<ul style="list-style-type: none"> Provincial Transport Departments

		<p>development, as well as the development of demand-responsive, balanced and sustainable rural transport systems. The development of a balanced rural transport system requires investment in access roads, improvement of other forms of rural transport infrastructure such as local connector or district roads, suspension bridges, pontoons, paths, tracks, trails and public transport interchanges</p> <p>The strategy also calls for concerted actions to redress the relative neglect of all non-motorised and intermediate motorised transport (NMT), and address a variety of rural freight and passenger transport needs.</p> <p>The strategy is expected to contribute to the formulation of the National Planning Guidelines for rural district municipalities' public transport network plans.</p>		<p>given to the impacts of the rural transport system on the wider social, economic and biophysical environment.</p> <p>Promotion of NMT, coupled with the provision of requisite NMT infrastructure, forms a critical part of this strategy.</p>		
<p>Towards 2020: Public Transport Strategy (PTS) and Action Plan: 2007</p>	Implementation	<p>The PTS has two key thrusts: accelerated modal upgrading (AMU) and integrated rapid public transport Networks (IRPTNs).</p> <p>The strategy aims to achieve the phased but accelerated implementation of IRPTNs in metropolitan cities, smaller cities and rural districts. The longer-term vision until 2020 is to develop a system that places over 85 percent of a metropolitan city's population within 1km of an IRPTN trunk (road and rail) or feeder (road) corridor. A further goal for the metropolitan cities by 2020 is to achieve a mode shift of 20% of car work trips to public transport networks.</p>	National	<p>Implementation of the PTS will contribute positively towards reducing energy consumption, traffic congestion, need for new road developments and other land use, GHG emissions and other pollutants, and will result in improved air quality.</p>	High	<ul style="list-style-type: none"> Provincial Transport Departments Municipalities

		share to road, with rail only carrying 11% of the market share while road carries 89%.		advocates for the facilitation of a movement of cargo from road back to rail in the medium to long-term period.		
10. White Paper on Roads Policy	Development	Provides an over-arching policy that covers all aspects of the roads sector, including national principles, guidelines, frameworks, norms and standards, and is to be adopted and applied to all three spheres of government.	National	<p>The policy acknowledges that, generally, road transport and infrastructure is environmentally deleterious. The policy calls for a number of interventions to mitigate the adverse environmental impacts of road.</p> <p>These include promotion of NMT, integration of environmentally sustainable practices into NMT facility and infrastructure design, promotion of eco-mobility modal options, continuous implementation of programmes aimed at reducing emissions by promoting the use of public transport, undertaking research into environmentally sound road planning, design and construction looking at more stringent environmental clearance requirements in particular, and</p>	Moderate	<ul style="list-style-type: none"> • Provincial Transport Departments • SANRAL • RTMC

				a National Contingency Plan for pollution from ships, including hazardous and noxious substances.		
12. Green Transport Strategy (GTS) and Implementation Plan.	Development	The objectives of the GTS are to: (i) enable the transport sector to contribute its fair share to the national effort to combat climate change in a balanced fashion, taking into account the DOT and the sector's primary mandate of promoting socio-economic development, (ii) promote sustainable development and (iii) facilitate the sector's just transition to a climate-resilient and low-carbon economy and society. To this end, it is expected that the GTS will serve as a blueprint that will guide and steer the sector in that direction.	National	Reducing transport emissions will positively affect the environment and significantly add to the national climate change mitigation efforts contained in the country's Nationally Determined Contributions (NDCs) submitted to the UNFCCC secretariat.	Moderate	<ul style="list-style-type: none"> • Provincial Transport Departments • Municipalities • Prasa • SANRAL
13. Road Freight Strategy (RFS)	Development	<p>The RFS is primarily aimed at addressing the need for an optimum split between road and rail cargo in order to lessen the burden on roads and increase the rail market share of 2% per annum (which is approximately 26 mtpa) over a period to 2019.</p> <p>In support of these objectives, the DOT will also amend the National Traffic Act Regulations to give effect to the shift of rail-friendly cargo from road, particularly bulk non-time sensitive and dangerous goods.</p>	National	The optimum split between road and rail cargo will contribute towards climate change mitigation by reducing emissions emanating from road freight.	High	<ul style="list-style-type: none"> • DOT
14. Salvage Strategy for the South African Coastline	Development	The DOT, through its agency SAMSA, is primarily responsible for ensuring that South Africa's coastline is free of pollution and navigational hazards such as shipwrecks. Furthermore,	National	The strategy will enable South Africa to timeously and effectively respond to pollution	Moderate	<ul style="list-style-type: none"> • SAMSA

				environment, including: energy awareness programmes, promotion of fuel efficiency, alternative and renewable transport fuels, travel demand management, modal shifts and efficient land use.		
16. National Airspace Master Plan (NAMP): 2011 - 2025	Implementation	Developed in line with the National Civil Aviation Policy, the NAMP aims to provide South Africa with a long-term (15 years plus) national airspace planning and management programme that meets the standards and recommended practices of ICAO and the reasonable expectations of all users by establishing a strategic course for, airspace organisation and management in the country. The plan further describes the organisation and where appropriate, the physical construction of the airspace, associated services, responsibilities, technologies and infrastructure up until 2025, in order to accommodate the expected traffic growth.	National	It is envisaged that the plan, through the ATM system, will contribute positively towards environmental sustainability as it requires consideration of noise and emissions in the implementation and operation of the National ATM system. The plan further provides for the designation of airspace with due consideration of environmental concerns.	Low	<ul style="list-style-type: none"> • CAA • ATNS
17. National Airports Development Plan (NADP)	Development	The NADP aims to address the gaps between the current airport network and the future desired state. It will guide and support both overall network planning and the development of individual airports integrated within their broader spatial and transport contexts.	National	The NADP explicitly calls for the minimisation of adverse environmental impacts of overall network planning and the development of individual airports integrated within their broader spatial and transport	Moderate	<ul style="list-style-type: none"> • DOT • Provincial Transport Departments • ACSA • ATNS • CAA

		term.				
19. Chapter 2 Aircraft Phaseout Regulations	Due for implementation from 2016	The regulations are aimed at reducing aviation noise pollution. The phases of implementation mean that the registration of additional Chapter 2 aircraft (noisy, old aircraft) in South Africa will be prohibited, and foreign airlines will not be allowed to operate additional Chapter 2 aircraft to South Africa as of the date to be determined, followed by the complete phase-out of the said aircraft.	National	The most immediate impact of aircraft is noise. Noise pollution, both from aircraft and from airport ground operations, remains an ever growing problem for those who live, work and study around airports. The plan will result in lower noise levels and reduced noise pollution.	High	<ul style="list-style-type: none"> • DOT • CAA • ACSA
20. Harrismith Hub Framework	Development	The Harrismith Hub forms part of the Strategic Infrastructure Projects (SIP 2) programme which is aimed at optimising logistics on the Durban-Free State-Gauteng corridor in order to promote socio-economic development along the corridor. It is further aimed at ensuring that total logistics costs are reduced and logistics capacity is provided.	National Provincial	The upgrading and further development of the N3 corridor will certainly have some degree of impact on the environment associated with construction activities. Nonetheless, projects of this magnitude are required to undergo rigorous environmental assessment processes. To date, SANRAL has completed an environmental impact assessment exercise for this major transport project and the report was availed for stakeholder	Low	<ul style="list-style-type: none"> • DOT • Provincial Transport Departments • SANRAL • Transnet

				flow and quality, impacts on the natural marine environment, as well as impacts on vegetation communities and protected species. In order to mitigate these impacts, it is envisaged that a "Sustainable Port" concept will be adopted and integrated into the design, execution and operation of the DDOP.		
--	--	--	--	---	--	--

6. DESCRIPTION OF THE MANNER IN WHICH THE DOT WILL ENSURE THAT ITS POLICIES, PLANS AND PROGRAMMES COMPLY WITH THE PRINCIPLES SET OUT IN CHAPTER 1 OF NEMA, AS WELL AS ANY NORMS AND STANDARDS SET OUT BY THE MINISTER, OR BY ANY OTHER MINISTER, WHICH HAVE AS THEIR OBJECTIVE, THE ACHIEVEMENT, PROMOTION AND PROTECTION OF THE ENVIRONMENT.

This section of the EIP provides a description of norms and standards applicable to relevant DOT programmes as contemplated under section 146(2)(b)(i) of the Constitution, and requires the DOT to demonstrate how it will ensure that the identified priority policies, plans and programmes outlined in section 2 above comply with the environmental management principles for sustainable development outlined in Section 2 of NEMA, and with any national norms and standards set by departments with a mandate for environmental management. The relevant DOT programmes in this regard are: Integrated Transport Planning, Rail, Road, Civil Aviation, Maritime and Public Transport.

	<p>Dangerous Goods and Substances by Road</p> <ul style="list-style-type: none"> • Waste Tyre Regulations • Waste Classification and Management Regulations • Regulations on the Control of Vehicles in the Coastal Zone • National Ambient Air Quality Standards, • Noise Control Regulations under the Environment Conservation Act • Environmental Impact Assessment Regulations • Alien and Invasive Species Regulations <p>NLTA Regulations, including the following:</p> <ul style="list-style-type: none"> • TMH7: Code of practice for the design of highway bridges and culverts in SA, Parts 1, 2 & 3 • TMH9: Pavement management systems - standard visual assessment manual for flexible pavements • UTG: Guidelines for the geometric design of urban arterial roads • UTG4: Guidelines for urban stormwater management • UTG8: Guidelines for the preparation of an urban transport plan • UTG11: Guidelines for public participation in land use/transport planning • CR96/034: Review of SA Bitumen Specification to take cognisance of compositional balance relative to 		
--	---	--	--

	Areas Regulations		
Programme 7: Public Transport	<ul style="list-style-type: none"> • NLTA Regulations relating to (i) Integrated Transport Plans and (ii) New Taxi Vehicles. 	Compliance overseen by the Public Transport branch, Provinces SANRAL and the RTMC.	<ul style="list-style-type: none"> • COTO • NTEC

7. DESCRIPTION OF THE MANNER IN WHICH THE DOT WILL ENSURE THAT ITS FUNCTIONS ARE EXERCISED SO AS TO ENSURE COMPLIANCE WITH RELEVANT LEGISLATIVE PROVISIONS, INCLUDING THE PRINCIPLES SET OUT IN SECTION 2 OF NEMA, AND ANY NATIONAL NORMS AND STANDARDS ENVISAGED UNDER SECTION 146(2)(b)(i) OF THE CONSTITUTION AND SET OUT BY THE MINISTER, OR BY ANY OTHER MINISTER, WHICH HAVE, AS THEIR OBJECTIVE, THE ACHIEVEMENT, PROMOTION AND PROTECTION OF THE ENVIRONMENT.

•

This section of the EIP is at the heart of cooperative environmental governance. It indicates the way in which the DOT gives effect to its priority policies, plans and programmes and priority functions identified in section 2 above. Other relevant legislative requirements governing the priority functions in terms of environmental management are also identified, together with an indication of the manner of compliance. For the priority functions, the manner of compliance with relevant legislative provisions is described in terms of the:

- Institutional mechanisms (such as committees, procedures and MOU instruments) which ensure coordination between the relevant department and other departments that are mandated with environmental management,
- Institutional mechanisms to ensure coordination with and compliance by organs of state that have been assigned, delegated or contracted with priority functions, and
- Capacity (in terms of people and budget) to perform the priority functions, and particularly to ensure effective implementation and functioning of the mechanisms, systems and procedures for coordination.

Institutional Mechanism	Lifespan of the mechanism	Description of the purpose of the mechanism	Departmental Capacity for Co-ordination	
			Human resources	Budget
1. MINMEC	Permanent	The MINMEC is made up of the Minister of Transport and Provincial Transport MECs, and is	DOT staff component	DOT annual budget allocation

		this committee include advising the slot coordinator, Transport DG and Minister on matters relating to airport slot coordination parameters and capacities, compliance of slot usage by operators and improvements to prevailing aircraft traffic conditions at airports, including related environmental issues.		
6. National Task Force on Removing Capacity Barriers to Implementing Energy Efficiency Measures in International Shipping.	Limited lifespan	The NTF comprises of all major stakeholders at national level, primarily from the maritime, energy and environmental sectors, and acts a steering group for all GloMEEP project activities and is strategically geared towards reducing greenhouse gas emissions from shipping.	DOT staff component	IMO budget allocation
7. African Civil Aviation Commission (AFCAC)	Permanent	The purpose of AFCAC is to foster a safe, secure, efficient, cost-effective, sustainable and environmentally-friendly civil aviation industry in Africa. As a specialised agency of the African Union responsible for civil aviation matters in Africa, it facilitates cooperation and coordination among African States towards the development of integrated and sustainable air transport systems, implementation of ICAO SARPs and the development of harmonised rules and regulations consistent with best international practices in civil aviation.	DOT staff component	DOT annual budget allocation
8. Air Quality Multi-Stakeholder Reference Group (MSRG)	Permanent	Led by the DEA, the MSRG is a consultative forum primarily responsible for matters incidental to the declaration of highly polluted priority areas and	DOT staff component	DOT annual budget allocation

		and supports new climate initiatives that are ready for implementation.		
13. Designated National Authority (DNA) Steering Committee	Permanent	The steering committee was established to oversee DNA activities, including promotion and facilitation of CDM project development, project evaluation and approval, and securing an adequate share of CDM investments in South Africa.	DOT staff component	DOT annual budget allocation
14. Intergovernmental Committee on Climate Change (IGCCC)	Permanent	The IGCCC was established to foster information exchange, consultation, agreement and support among the three spheres of government on climate change matters and government's response to the phenomenon.	DOT staff component	DOT annual budget allocation
15. Integrated Energy Plan (IEP) Steering Committee	Lifespan subject to the completion of the IEP.	This intergovernmental steering committee is mandated with guiding the IEP work, taking the IEP process forward, deliberating on issues such as appropriate decision-making criteria, a matrix for policy analysis, plausible futures and key assumptions.	DOT staff component	DOT annual budget allocation
16. Multistakeholder Committee on Chemicals Management (MCCM)	Permanent	The MCCM is a multi-stakeholder forum comprising of members of the NCCM, industry, labour, NGOs, academia, research institutions and statutory bodies involved in chemicals management.	DOT staff component	DOT annual budget allocation
17. National Committee on Climate Change (NCCC)	Permanent	The NCCC is the official national platform for continuous multistakeholder engagement on climate change.	DOT staff component	DOT annual budget allocation
18. National Committee for Sustainable Development (NCSD)	Permanent	Established and overseen by DEA, the NCSD operates in multifold among government spheres multiple stakeholders and is charged with overseeing	DOT staff component	DOT annual budget allocation

		assessment must be done in terms of NEMA, with specific reference to its Chapter 5.		
22. SPLUMA National Coordinating Forum (NCF)	Ongoing	This forum is tasked with (a) making recommendations on improving and expediting land development processes, (b) interrogating land use and land development principles and policies, (c) making recommendations regarding amendments and additions to the Act and Regulations, (d) promoting public-private cooperation with respect to spatial development and promoting intergovernmental relationships between all three spheres of government concerned with spatial development.	DOT staff component	DOT annual budget allocation
23. Subcommittee on Environmental Implementation and Management Plans (EIMPs)	Permanent	The subcommittee is tasked with giving effect to procedures for cooperative governance contemplated in Chapter 3 of NEMA.	DOT staff component	DOT annual budget allocation
24. Technical Working Group on Mitigation (TWG-M)	Ongoing	The TWG-M comprises of a range of climate change stakeholders that include government departments, business sector, civil society and academics. The TWG-M was established to guide and oversee all the work pertaining to climate change mitigation, and provides economy-wide technical advice, coordination and alignment of the mitigation work at a sectoral level.	DOT staff component	DOT annual budget allocation
25. Technical Working Group on Monitoring and Evaluation (TWG-M&E)	Ongoing	The TWG-M&E cuts across the environment, energy, industry, agriculture and transport sectors. The group is tasked with monitoring and evaluating the	DOT staff component	DOT annual budget allocation

		commercial charging networks in the country, and deliberates on technical, economic and policy related implications on the creation of such networks.		
30. National Bio-gas Platform	Permanent	The National Biogas Platform was established as a key resolution of the 2013 National Biogas Conference. The platform is a collaboration between the South African public and private sectors, and is supported by the German government. It aims to share the lessons learned from the existing biogas projects, assess current and future regulatory requirements in order to make the regulations proactive and conducive for the development of the industry, and reveal and bundle the financing options for biogas projects in order to lift up the industry.	DOT staff component	DOT annual budget allocation
31. USAID-South Africa Low Emissions Development Program Advisory Committee	Permanent, subject to the continuation of the SA-LED program.	The committee will provide strategic advice to the USAID South Africa-Low Emissions Development Program (SA-LED) and guidance on the development of low emissions projects, identification of suitable projects and sources of project finance, technical assistance, and strengthening municipal support to implement LED projects.	DOT staff component	DOT annual budget allocation
32. GIZ/Transfer Partnership on Nationally Appropriate Mitigation Actions	Ongoing	Transfer is a multi-stakeholder partnership working actively towards integrating transport into international climate negotiations. The partnership offers technologically feasible and cost effective solutions to curb transport sector greenhouse gas emissions. In South Africa, this cooperation enables	DOT staff component	German Federal Government/DOT annual budget allocation

		<p>government, business and academia, for promoting co-operation and closer interaction among them, and is based on the principle of open regionalism for strengthening cooperation and promoting development of the region.</p> <p>Members undertake projects for co-operation relating to trade facilitation and liberalisation, scientific and technological exchanges, promotion of maritime transport and related matters, energy, protection of the marine environment and disaster management.</p>		
36. UNECE Sub-committee of Experts on the Transport of Dangerous Goods	Permanent	The subcommittee develops mechanisms for the regulation and safe transportation of dangerous goods, hazardous materials and substances by air, road, rail and sea in order to prevent negative environmental impacts arising.	DOT staff component	DOT annual budget allocation
37. Committee on Aviation Environmental Protection (CAEP)	Permanent	CAEP is a technical committee that assists the ICAO Council in formulating new policies and adopting new standards and recommended practices related to aircraft noise and emissions, and more generally, to aviation environmental impact and protection.	DOT staff component	DOT annual budget allocation
38. Marine Environment Protection Committee (MEPC)	Permanent	The MEPC consists of IMO Member States and has the responsibility to consider matters connected to the prevention and control of marine pollution from ships.	DOT staff component	DOT annual budget allocation
39. National Transport Committee on the Environment	To be established in 2018 as a permanent structure	NTCE will serve as a coordination and consultative platform on	DOT staff component	DOT annual budget allocation

9. OUTCOMES AND KEY PRIORITY INDICATORS FOR THE EIP OVER A FIVE- YEAR PERIOD (INCLUDING NSSD HEADLINE INDICATORS)

DEPARTMENT OF TRANSPORT				
Outcomes to be achieved	How (mean/activities)	Who (Responsibilities)	Proposed Targets (What and by when)	Indicators
1. Reduction of GHG emissions in the road transport sub-sector	Submit the draft GTS to Cabinet for approval: 2016/17 Monitor implementation: 2017/18 onwards	<ul style="list-style-type: none"> • DOT • Provinces • Municipalities • Relevant public entities 	<ul style="list-style-type: none"> • GTS developed for implementation: 2017/18 	<ul style="list-style-type: none"> • Number of GHG emissions reduction measures implemented
2. Minimisation of aviation noise	Draft/prepare Regulations on the phasing out of Chapter 2 Aircraft: 2015 Submit draft Regulations to the Minister for approval: 2015/16 Monitor implementation of the Regulations: 2016/17	<ul style="list-style-type: none"> • DOT • CAA 	<ul style="list-style-type: none"> • Regulations on the phasing out of Chapter 2 aircraft: 2016/17 onwards 	<ul style="list-style-type: none"> • Number of Chapter 3 aircraft barred from South African airspace
1. Reduction in levels of pollution at sea	Full enforcement of MARPOL regulations	<ul style="list-style-type: none"> • DOT • SAMSA 	<ul style="list-style-type: none"> • Ongoing process 	<ul style="list-style-type: none"> • Number of marine pollution incidents avoided
2. Improve public transport access and reliability	<ul style="list-style-type: none"> - Fund and monitor the planning and implementation of Integrated Rapid Public Transport Networks (IRPTNs) • A Re Yeng – Tshwane, Go George – George, Rea Vaya – Joburg, My CiTi – Cape Town, Yarona – Rustenburg, Go Durban – eThekweni, Libhongo Lethu – NMB, Mbombela, Ekurhuleni, Polokwane, Mangaung. 	<ul style="list-style-type: none"> • DOT • Municipalities 	<ul style="list-style-type: none"> • IRPTNs 	<ul style="list-style-type: none"> • Percentage increase in the uptake of public transport • Number of IRPTNs developed and implemented in identified municipalities
PUBLIC ENTITIES				
Outcomes to be achieved	How (mean/activities)	Who (Responsibilities)	Proposed Targets (What and by when)	Indicators
<ul style="list-style-type: none"> • Acceleration of sustainability programmes. 	Prepare a Gap Analysis and Implementation Plan for ISO certification: 2016 Kimberley and Bram Fischer airports ISO certification: 2017 King Shaka and O.R Tambo airports ISO certification: 2018	<ul style="list-style-type: none"> • ACSA 	<ul style="list-style-type: none"> • Achieve ISO 14001 Certification for the last four airports: Bram Fischer, Kimberley, King Shaka and O.R Tambo: 2018/19. 	<ul style="list-style-type: none"> • Number of airports certified
<ul style="list-style-type: none"> • Implementation of 	Calculate and report on	<ul style="list-style-type: none"> • ATNS 	<ul style="list-style-type: none"> • Annual 	<ul style="list-style-type: none"> • Carbon footprint inventory

entities, such as PRASA, did not even mention or include any information on environment in their Strategic Plans, resulting in the DOT not being able to capture their 5-year environmental plans, and, in the process, affecting the Department's ability to track their environmental performance over the EIP cycle. This will, inevitably, adversely affect the DOT's Annual EIP Compliance Reports.

11. POTENTIAL AREAS FOR COLLABORATION

While the DOT has the sole mandate of matters related to transport, there is room for potential collaboration with other Departments, especially on those DOT policies, plans, programmes and projects that may inadvertently have an impact on their work, in line with NEMA principles for cooperation. The Table below gives an indication of such areas of potential collaboration with other Departments, without being exhaustive:

AREAS	POTENTIAL COLLABORATION DEPTS
Climate change	All
Alternative Transport Fuels	DoE, DST, DEA, DAFF
Aviation Biofuels	DoE, DPE, DST, DAFF
Electric Vehicles	Dti, DST, DoE, DEA
Energy Efficiency	DoE, DEA
Sustainable Mobility/Public Transport	DHS, DoE
Integrated Transport Planning	DRDLR, COGTA, DoE
Air Quality	DEA, DOH, DoE
EIAs for infrastructure development projects	DEA
Marine pollution, ballast water management etc	DEA, DWAS

*The above Table serves only as an example of potential areas for collaboration.

While the mandate of the Department of Transport is primarily socio-economic development, and whereas environmental sustainability may not be reflected in some of the Department's public entities' Strategic Plans, there is growing awareness within the transport family of the need to have the environment protected for the benefit of present and future generations. There is also consensus within the sector that while development is necessary to address the triple

established by the ICAO Assembly. These plans assist states identify the most appropriate measures to limit or reduce their emissions from international aviation. It is envisaged that South Africa will submit its Action Plan to ICAO around September 2016.

GloMEEP

The aim of the Global Maritime Energy Efficiency Partnership (GloMEEP) project is to contribute to a significant reduction of GHG emissions from international shipping by enabling 10 Lead Pilot Countries (LPCs) to take a lead in the respective developing regions to pursue relevant legal, policy and institutional reforms (LPIR), capacity building and enhance public-private partnerships for environmentally-conscious innovation and technology deployment. Through the DOT, South Africa is one of the 10 countries participating in the GloMEEP project. The overall long-term goal of the project is the reduction of shipping GHG emissions through energy efficiency and mitigation of emissions impacts on the oceans.

TRANSfer/DOT NAMAs Programme

The TRANSfer programme is funded by the German government and supports South Africa's GHG mitigation actions in the land transport segment by assisting the DOT with the development and implementation of sustainable transport options that yield climate mitigation benefits. All NAMA projects will impact positively on the environment in terms of reducing the carbon footprint of the sector.

In addition to the above, some Departmental entities are also taking numerous environmental initiatives. For instance, **ACSA** has formulated and put in place an EMS-based environmental policy which defines the entity's commitment to caring for the environment across all its group activities. In terms of the group's environmental sustainability strategy derived from the policy, environmental activities focus on energy conservation, climate change, water, waste, air quality, noise management and biodiversity. Moreover, ACSA aims to complete solar plants at all six of its regional airports as part of its environmental sustainability strategy, while also achieving carbon neutrality.

The approach adopted by **ATNS**, on the other hand, considers the following areas to be material environmental issues: (i) reducing CO₂ emissions, (ii) managing natural resources, specifically electricity and fuel, (iii) reducing aircraft noise and improving of airspace air quality and, (iv) embedding a culture of sustainability. The entity's stand-alone Sustainability Reports are in line with the Global Reporting Initiative – (GRI-G4) reporting guidelines. Some of the practical initiatives to combat climate change include:

- Aircraft emissions, which involves local air quality management, including the implementation of South Africa's State Action Plan for the reduction of aviation GHG emissions, and
- Aerodromes and heliports, which requires preparation of environmental management plans, establishment and management of consultative committees, and monitoring of aircraft noise and emissions.

It is acknowledged that some of the DOT's planned policies and infrastructure development projects are likely to have an impact not only on the environment, but on programmes of other Departments as well. In this regard, the DOT is in the process of establishing a transport-specific committee which will address a myriad of environmental challenges in a proactive manner. In as far as affected Departments and stakeholders are concerned, ongoing direct bilateral consultations will be had in order to solicit inputs and address the concerns of those that might be affected. In addition, existing cooperative governance mechanisms, such as the EIMP Sub-committee and the IGCCC will also be utilised as a platform for engagement.

To sum up, the Department and its entities remain committed to promoting environmentally sound development, and will tirelessly strive to comply with its EIP (and commitments contained therein) and regularly prepare Annual Compliance Reports for submission to the EIP/EMPs Sub-committee.

GTS	Green Transport Strategy
ICAO	International Civil Aviation Organization
IDP	Integrated Development Plan
IEM	Integrated Environmental Management
IPAP	Industrial Policy Action Plan
ITP	Integrated Transport Planning
IMO	International Maritime Organization
IRPTNs	Integrated Rapid Public Transport Networks
LTCC	Land Transport Co-ordinating Committee
MARPOL	Marine Pollution Convention
MEAs	Multilateral Environmental Agreements
MINMEC	Minister and Members of the Executive Council
MOC	Memorandum of Cooperation
MOU	Memorandum of Understanding
MSA	Moving South Africa: Action Agenda
MTSF	Mid-Term Strategic Framework
NAAMSA	National Association of Automobile Manufacturers of South Africa
NADP	National Airports Development Plan
NAMAs	Nationally Appropriate Mitigation Actions
NAMP	National Airspace Manager Plan
NATMAP	National Transport Master Plan
NCCRP	National Climate Change Response Policy
NDP	National Development Plan
NEMA	National Environmental Management Act
NGO	Non-Governmental Organisation
NGP	New Growth Path
NIP	National Infrastructure Plan
NMB	Nelson Mandela Bay
NMT	Non-Motorised Transport
NSSD	National Strategy for Sustainable Development
NT	National Treasury
NTF	National Transport Forum
PICC	Presidential Infrastructure Coordinating Commission
PPP	Pollution Prevention Plan
Prasa	Passenger Rail Agency of South Africa
PSPs	Private Sector Partnerships
PTS	Public Transport Strategy
RTMC	Road Traffic Management Corporation
RTSSA	Rural Transport Strategy for South Africa
SABS	South African Bureau of Standards
SACAA	South African Civil Aviation Authority
SADC	Southern African Development Community
SALGA	South African Local Government Association
SAMSA	South African Maritime Safety Authority
Sanral	South African National Roads Agency Limited

ANNEXURE B

Specific DOT legislation relevant to the EIP

Maritime

- Merchant Shipping Act, No.57 of 1951, as amended,
- Dumping at Sea Control Act, No. 73 of 1980,
- Marine Traffic Act, No.2 of 1981 as amended,
- Marine Pollution (Control and Civil Liability) Act, No. 6 of 1981,
- Carriage of Goods by Sea Act, No.1 of 1986,
- Marine Pollution (Prevention of Pollution from Ships), No. 2 of 1986,
- Marine Pollution (Intervention), No. 64 of 1987,
- Wreck and Salvage Act, No.95 of 1996, and
- South African Maritime Safety Authority Act, No. 5 of 1998.

Civil Aviation

- Carriage by Air Act, No. 47 of 1946,
- Civil Aviation Act, No. 13 of 2009.

Roads

- Advertising on Roads and Ribbon Development Act, No. 21 of 1940,
- National Roads Act, No. 54 of 1971,
- South African National Roads Agency Limited and National Roads Act, No. 07 of 1998, and
- National Land Transport Act, No. 05 of 2009

Rail and Harbours

- National Railway Safety Regulator Act, No.16 of 2002, and
- National Ports Act, No. 12 of 2005.

- United Nations Convention on the Law of the Sea (UNCLOS), and
- United Nations Framework Convention on Climate Change (UNFCCC)

Furthermore, the Department is also bound by the following, among others:

- Durban Resolution on Maritime Safety, Maritime Security and Protection of the Marine Environment in Africa,
- Sustainable Development Goals, and
- The Paris Agreement,

Moreover, the DOT represents South Africa at the following UN bodies, among others:

- ICAO: Committee on Aviation Environmental Protection (CAEP),
- IMO: Marine Environment Protection Committee (MEPC), and
- UNECE: Committee of Experts on the Transportation of Dangerous Goods (TDG).

4.3 Compliance with and deviation from adopted EIPs and EMPs.....	5
4.4 Annual reporting on adopted EIPs and EMPs.....	5
4.5 Monitoring of compliance with EIPs and EMPs.....	5
5. Preparation of EIPs and EMPs.....	6
5.1 Relevant considerations when preparing EIPs and EMPs.....	6
5.1.1 Environment sector priorities.....	6
5.1.2 Other sector departments' priorities.....	6
5.1.3 NEMA principles.....	7
5.1.4 Linkages with other EIPs and EMPs.....	7
5.2 Assembly of information or plans as content of EIPs and EMPs.....	7
5.3 Content of the EIP.....	7
5.4 Content of the EMP.....	8
5.5 Content of consolidated EIP and EMP (i.e EIMP).....	8
6. Differences between EIP, EMP and EIMP.....	8
7. Implementation of EIPs and EMPs.....	9
7.1 Cooperative governance institutional arrangements.....	9
7.2 Identification of issues requiring alignment.....	9
7.3 Roles and responsibilities.....	10
7.3.1 Responsibilities of organs of state.....	10
7.3.2 Responsibilities of provincial government.....	10
7.3.3 Responsibilities of the Director-General of the Department of Environmental Affairs.....	10
7.3.4 Responsibilities of the CEC Subcommittee on EIPs and EMPs.....	10
8. Monitoring and reporting.....	10
8.1 Monitoring.....	10
8.2 Annual reports.....	11
8.3 Indicators.....	11
Glossary	
Annexures	

1. INTRODUCTION

These guidelines represent a 3rd generation of development since the promulgation of the National Environmental Management Act, 1998 (Act No. 107 of 1998) (NEMA) and are intended to provide guidance to national and provincial departments on the preparation and implementation of environmental implementation and management plans required in terms of the procedures for co-operative governance stipulated in chapter 3 of NEMA as amended. They provide minimum requirements as required by the NEMA, including other matters that should be considered in preparation of the environmental implementation and management plans.

Therefore, it is expected that all relevant provincial and national departments will comply with these guidelines when implementing chapter 3 of NEMA. It should also be noted that these guidelines are not exhaustive, but are intended to be definitive and mandatory with regard to the minimum content required for the environmental implementation and management plans as well as on the content of the related annual reports.

2. THE PURPOSE OF THE GUIDELINES

The primary purpose of these guidelines is to provide technical guidance to provincial and national departments on how to develop and/or report on the implementation of environmental implementation and management plans as well as on the combined environmental implementation and management plans required in terms of chapter 3 of NEMA. Furthermore, these guidelines are developed to encourage and promote consistency in preparation of and reporting on the environmental implementation and management plans by the provincial and national departments listed in schedules 1 or 2 or both schedules of NEMA.

3. PURPOSE AND SCOPE OF EIPs AND EMPs

The **Environmental Implementation Plan (EIP)** describes policies, plans and programmes of a department that performs functions that may impact on the environment and how this department's plans will comply with the NEMA principles and national environmental norms and standards. The **Environmental Management Plan (EMP)** on the other hand, describes functions of a department involving the management of the environment and policies and laws, as well as efforts taken by the department to ensure compliance by other departments, with such environmental policies and laws.

The purpose of environmental implementation and management plans as provided in section 12 of NEMA, is to—

- (a) co-ordinate and harmonise the environmental policies, plans, programmes and decisions of the various national departments that exercise functions that may affect the environment or are entrusted with powers and duties aimed at the achievement, promotion, and protection of a sustainable environment, and of provincial and local spheres of government, in order to:
 - (iii) minimise the duplication of procedures and functions; and
 - (iv) promote consistency in the exercise of functions that may affect the environment;
- (b) give effect to the principle of co-operative government in chapter 3 of the Constitution;
- (c) secure the protection of the environment across the country as a whole;

4.5 Monitoring of compliance with EIPs and EMPs

In terms of section 16(2) of NEMA, the Director-General of the Department of Environmental Affairs is empowered to monitor compliance with environmental implementation plans and environmental management plans and may—

- (c) take any steps or make any inquiries he or she deems fit in order to determine if environmental implementation plans and environmental management plans are being complied with by organs of state; and
- (d) if, as a result of any steps taken or inquiry made under paragraph (a), he or she is of the opinion that an environmental implementation plan and an environmental management plan is not substantially being complied with, serve a written notice on the organ of state concerned, calling on it to take such specified steps as the Director-General considers necessary to remedy the failure of compliance.

In the event the afore-mentioned intervention by the Director-General did not solve the failure to comply with environmental implementation and management plans, the Act also allows for referral of the matter to conciliation in accordance with Chapter 4 of NEMA.

5. PREPARATION OF ENVIRONMENTAL IMPLEMENTATION AND MANAGEMENT PLANS

The minimum content of environmental implementation and management plans is outlined in section 13(1) and section 11(7) as well as section 14 of NEMA. The content of these sections of the Act are provided in detail later in this document.

5.1 Relevant considerations when preparing environmental implementation and management plans

5.1.1 Environment sector priorities

The environment sector priorities are driven by the long-term development strategies in Chapter 5 of National Development Plan Vision 2030, which should be considered by the Department of Environmental Affairs and provinces when preparing EIPs, namely:

- (a) sustaining South Africa's ecosystems and using natural resources efficiently;
- (b) building sustainable communities;
- (c) responding effectively to climate change mitigation;
- (d) responding effectively to climate change adaptation; and
- (e) managing a just transition; and
- (f) enhancing governance systems and capacity.

These priorities are addressed through the following seven core focus areas:

- (i) air quality;
- (ii) waste and Chemicals Management;
- (iii) pollution Incident Management;
- (iv) environmental Impact Management;
- (v) conservation and Sustainable Use of biodiversity;
- (vi) marine and Coastal Management; and
- (vii) green economy and sustainable development.

- (b) a description of the manner in which the relevant national department or province will ensure that the policies, plans and programmes referred to in paragraph (a) will comply with the principles set out in section 2 of the Act as well as any national norms and standards as envisaged under section 146(2)(b)(i) of the Constitution and set out by the Minister, or by any other Minister, which have as their objective the achievement, promotion, and protection of the environment;
- (c) a description of the manner in which the relevant national department or province will ensure that its functions are exercised so as to ensure compliance with relevant legislative provisions, including the principles set out in section 2 of the Act, and any national norms and standards envisaged under section 146(2)(b)(i) of the Constitution and set out by the Minister, or by any other Minister, which have as their objective the achievement, promotion, and protection of the environment; and
- (d) recommendations for the promotion of the objectives and plans for the implementation of the procedures and regulations referred to in Chapter 5 of the Act.

NB. When preparing an EIP, guidance is provided in Annexure A of these guidelines.

5.4 Content of the EMP

Every national department listed in **Schedule 2** of NEMA, has a mandate for management of the environment, and is required to prepare an EMP. The required content of an EMP is specified in **Section 14** of NEMA. In terms of Section 14 of NEMA, every environmental management plan must contain—

- (a) a description of the functions exercised by the relevant department in respect of the environment;
- (b) a description of environmental norms and standards, including norms and standards contemplated in section 146(2)(b)(i) of the Constitution, set or applied by the relevant department;
- (c) a description of the policies, plans and programmes of the relevant department that are designed to ensure compliance with its policies by other organs of state and persons;
- (d) a description of priorities regarding compliance with the relevant departments' policies by other organs of state and persons;
- (e) a description of the extent of compliance with the relevant departments policies by other organs of state and persons;
- (f) a description of arrangements for co-operation with other national departments and spheres of government, including any existing or proposed memoranda of understanding entered into, or delegation or assignment of powers to other organs of state, with a bearing on environmental management; and
- (g) proposals for the promotion of the objectives and plans for the implementation of the procedures and regulations referred to in Chapter 5 of NEMA.

NB. When preparing an EMP, guidance is provided in Annexure B of these guidelines.

5.5 Content of consolidated EIP/EMP (i.e. EIMP)

Section 11(3) of NEMA provides for the preparation of a consolidated environmental implementation and management plan (EIMP) by departments that are listed in both schedule 1 and 2. Therefore, the content of the EIMP should be made up of the requirements of an EIP and EMP.

6. DIFFERENCE BETWEEN EIP, EMP AND EIMP

Experience gained in the past years of implementation of chapter 3 of NEMA, highlighted some issues as essential to alignment of EIPs and EMPs. The issues that came out as requiring alignment are, amongst others:

- a) setting of indicators that all provinces should report on; and
- b) alignment of NEMA Chapter 3 cycle to other priorities, planning, reporting and implementation, especially with the electoral mandate.

7.3 Roles and responsibilities in terms of chapter 3 of NEMA

7.3.1 The responsibilities of every organ of state, are to:

- a) exercise every function it may have, or that has been assigned or delegated to it, by or under any law, and that may significantly affect the protection of the environment, substantially in accordance with the environmental implementation plan or the environmental management plan prepared, submitted and adopted by that organ of state in accordance with this chapter 3 of NEMA – Provided that any substantial deviation from an environmental management plan or environmental implementation plan is reported to the Director-General and the CEC Subcommittee on EIPs and EMPs; and
- b) report annually within four months of the end of the financial year on the implementation of its adopted environmental implementation plan or environmental management plan to the Director-General of the Department of Environmental Affairs and the CEC Subcommittee on EIPs and EMPs.

7.3.2 The responsibilities of every provincial government are, amongst others, to ensure that:

- (i) the relevant provincial environmental implementation plan is complied with by each municipality within its province; and
- (ii) municipalities adhere to the relevant environmental implementation and management plans, and the principles contained in section 2 of NEMA in the preparation of any policy, programme or plan, including the establishment of integrated development plans and land development objectives.

7.3.3 The responsibilities of the Director-General of Environmental Affairs are, amongst others, to:

- a) keep a record of all environmental implementation plans and environmental management plans, relevant agreements between organs of state and any annual reports related to environmental implementation and management plans, as well as make such plans, reports and agreements available for inspection by the public;
- b) monitor compliance with environmental implementation and management plans; and
- c) receive annual reports from organs of state on the implementation of their adopted environmental implementation and management plans.

7.3.4 The responsibilities of the CEC Subcommittee on EIPs and EMPs, are amongst others to:

- (i) consider any substantial deviation from environmental management plans or environmental implementation plans that is reported to it by any organ of state;
- (ii) consider environmental implementation and management plans and annual reports submitted by organs of state in compliance with chapter 3 of NEMA; and
- (iii) Consider and provide advice on any matter incidental to the implementation of environmental implementation and management plans.

ANNEXURE A: TEMPLATE FOR PREPARATION OF ENVIRONMENTAL IMPLEMENTATION PLANS**SECTION 1: INTRODUCTION****SECTION 2: a description of policies, plans and programmes that may significantly affect the environment**

EXPLANATORY NOTE: This section of the EIP should be focused on giving an idea of or depicting those existing and new policies, plans and programmes of the department that when implemented may significantly affect the environment both positively and negatively. Although all governmental functions are likely to have some effect on the environment, for the purposes of the EIP, these should be prioritized in terms of:

- the extent and/or severity of the impacts (nationally or provincially), and
- the degree of control that the relevant department exercises on the impact, through that function.

Name of policy, plan or programme	Status (i.e. is it in process of development or adopted or being implemented)	What is the policy, plan or programme about?	Scope of policy, plan or programme (i.e. provincially or nationally implemented)	How will the policy, plan or programme affect the environment?	What degree of control does the department have on the impact?	Name of implementing organ of state
1.						
2.						
3.						

SECTION 3: a description of the manner in which the relevant national department or province will ensure that the policies, plans and programmes referred to in section 2 above will comply with the principles set out in chapter 1 of NEMA as well as any national norms and standards as envisaged under section 146(2)(b)(i) of the Constitution and set out by the Minister, or by any other Minister, which have as their objective the achievement, promotion, and protection of the environment

EXPLANATORY NOTE: This section requires the department or province to demonstrate how it will ensure that the identified priority policies, plans and programmes (i.e. in section 2 above) comply with the environmental management principles for sustainable development outlined in Section 2 of NEMA, and with any national norms and standards set by departments with a mandate for environmental management. Compliance may be indicated by whether and how the principles and norms & standards were considered during the formulation of existing policies, plans or programmes, and/or whether those departments mandated with environmental management were consulted. In terms of cooperative governance, a brief indication of the way in which the formulation of proposed (future) policies, plans and programmes will consider these principles or norms and standards, and will be aligned (harmonized) with the relevant policies, plans and programmes of other departments.

Name of policy, plan or programme	List of relevant norms and standards	Description of how the department will ensure that development and/or implementation of policies, plans and programmes comply with environmental management principles for sustainable development outlined in Section 2 of NEMA, and with any national norms and standards set by departments with a mandate for environmental management	Is there any consultative forum established? (If so give name of the structure)
1.			
2.			
3.			

SECTION 4: a description of the manner in which the relevant national department or province will ensure that its functions are exercised so as to ensure compliance with relevant legislative provisions, including the principles set out in section 2 of NEMA, and any national norms and standards envisaged under section 146(2)(b)(i) of the Constitution and set out by the Minister, or by any other Minister, which have as their objective the achievement, promotion, and protection of the environment

EXPLANATORY NOTE: The focus of this section of the EMP is on environmental management functions exercised by the department. The department is required to provide an outline of its mandate in terms of environmental management and a brief description of <i>all</i> the associated functions exercised by the department.						
List of environmental functions of the department		Objective of the function				
1.						
2.						
3.						
SECTION 3: a description of environmental norms and standards, including norms and standards contemplated in section 146(2)(b)(i) of the Constitution, set or applied by the relevant department						
EXPLANATORY NOTE: A list of the relevant norms and standards prescribed by the department for environmental management purposes should be provided, together with a brief description of their nature and applicability (and references to the relevant gazette and/or documentation)						
List of environmental norms and standards set or applied by the department		Objective of the environmental norms and standards		Date of commencement of implementation (including gazette date)		
1.						
2.						
3.						
SECTION 4: a description of the policies, plans and programmes of the relevant department that are designed to ensure compliance with its policies by other organs of state and persons						
EXPLANATORY NOTE: This requires the department's environmental management policies to be identified and briefly described, together with a description of the plans and programmes for their implementation, including an indication of the department's allocation of resources, responsibilities and timeframe. Emphasis should be on the mechanisms and procedures to ensure compliance with the environmental policies, which include the above mentioned norms and standards.						
Name of policy, plan and programme designed to ensure compliance with the departments policies	What is the policy about?	How will the policy the department ensure compliance to the policy, plan or programme by other organs of state	List of affected organs of state	What are the responsibilities of the affected organs of state	What resources does the department have to ensure compliance?	What is the lifespan of the policy, plan or programme?
1.						
2.						
3.						
SECTION 5: a description of priorities regarding compliance with the relevant departments policies by other organs of state and persons						
EXPLANATORY NOTE: This may be derived from the list of policies, plans and programmes that are core to the mandate of the department and if not adhered to by other organs of state will compromise the ability of the department to execute its environmental functions. Prioritisation should also be informed by the numeracy of departments that are not complying with the policy, plan and programme requirement and the significance of the provision not complied with.						
Name of policy, plan and programme not complied with	Date of commencement of policy, plan or programme (including duration where applicable)	Description of risk of non-compliance by other organs state	Description of expected state of compliance	Names of affected organs of state	Target timeframe of compliance	Description of measures to be introducing by the department to ensure compliance
1.						
2.						
3.						

I, Christopher Hlabisa, Acting Director-General of the Department of Transport, hereby approve for adoption, this 3rd Edition Environmental Implementation Plan: 2015-2020.



.....

MR C HLABISA

ACTING DIRECTOR-GENERAL

DATE:

15/10/2018

DEPARTMENT OF TRANSPORT

NOTICE 729 OF 2018

**INTERNATIONAL AIR SERVICE ACT, (ACT NO.60 OF 1993)
GRANT /AMENDMENT OF INTERNATIONAL AIR SERVICE LICENSE**

Pursuant to the provisions of section 17 (12) of Act No.60 of 1993 and Regulation 15 (1) and 15 (2) of the International Air Regulations, 1994, it is hereby notified for general information that the applications, detail of which appear in the Schedules hereto, will be considered by the International Air Services Council (Council) representation in accordance with section 16(3) of the Act No. 60 of 1993 and regulation 25(1) of International Air Services Regulation, 1994, against or in favour of an application, should reach the Chairman of the International Air Services Council at Department of Transport, Private Bag X 193, Pretoria, 0001, within 28 days of the application hereof. It must be stated whether the party or parties making such representation is / are prepared to be represent or represented at the possible hearing of the application.

APPENDIX II

(A) Full name, surname and trade name of the applicant. (B) Full business or residential address of the applicant. (C) Class of licence applied for. (D) Type of International Air Service to which application pertains. (E) Category or kind of aircraft to which application pertains. (F) Airport from and the airport to which flights will be undertaken. (G) Area to be served. (H) Frequency of flight.

(A) Civair Helicopters and Aeroplanes (Pty) Ltd; Civair. (B) Plot # 17, Beechcraft Road, General Aviation Area, Cape Town International Airport. (C) Class II; I/N077. (D) Type N1 & N4. (E) Category A2, A3 & A4. Changes to the Management Plan: Jean Kichenbrand replaces Stan Schroeder as the Air Service Safety Officer.

(A) Guardian Air Assets Management (Pty) Ltd. (B) Hangar 30, Gate 5, Lanseria International Airport, Krugersdorp, 1748. (C) Class II & III; I/N283 & I/G284. (D) Type N1, N2 & G7. (E) Category A2 & A3. **Addition of category A1, changes to the Management Plan:** Mr Mark Swart replaces Mr Darryl Kent as the Air service Safety Officer & **addition of area:** Worldwide.

DEPARTMENT OF TRANSPORT**NOTICE 730 OF 2018****AIR SERVICE LICENSING ACT, 1990 (ACT NO.115 OF 1990)
APPLICATION FOR THE GRANT OR AMENDMENT OF DOMESTIC AIR
SERVICE LICENCE**

Pursuant to the provisions of section 15 (1) (b) of Act No. 115 of 1990 and Regulation 8 of the Domestic Air Regulations, 1991, it is hereby notified for general information that the application detail of which appear in the appendix, will be considered by the Air Service Licensing Council. Representation in accordance with section 15 (3) of the Act No. 115 of 1990 in support of, or in position, an application, should reach the Air Service Licensing Council. Private Box X 193, Pretoria, 0001, within 21 days of date of the publication thereof.

APPENDIX I

(A) Full name and trade name of the applicant. (B) Full business or residential address of the applicant. (C) Class of licence applied for. (D) Type of air service to which application applies. (E) Category of aircraft to which application applies.

(A) **ABEOD (Pty) Ltd.** (B) Plot 673, Opwag, Groblershoop, 8851. (C) Class III. (D) Type G3, G4 & G16 (RPAS operations). (E) Category A4.

(A) **DT Broadcast Productions (Pty) Ltd; DT Broadcast Productions.** (B) 5 Nunhead Road, Manor Gardens, Durban, 4001. (C) Class III. (D) Type G16 (RPAS operations). (E) Category A4.

(A) **Robot Air (Pty) Ltd.** (B) 8 Dorman Street, Gardens, Cape Town, 8001. (C) Class III. (D) Type G2, G3, G4, G8, G10, G14, G15 & G16 (RPAS operations). (E) Category H1.

APPENDIX II

(A) Full Name and trade name of the applicant. (B) Full business or residential address the applicant. (C) The Class and number of license in respect of which the amendment is sought (D) Type of air service and the amendment thereto which is being applied for (E) Category of aircraft and the amendment thereto which is being applied for.

(A) **Base 4 Aviation (Pty) Ltd; Base 4 Aviation.** (B) Plot 10, Convair Road, Cape Town International Airport. (C) Class II & III; N680D & G681D. (D) Type N1, N2, G2, G3, G4, G7, G8, G10, G15 & G16. (E) Category H1 & H2. **Changes to the Management Plan:** Pule Ramolefe replaces Dennis Wilson as the Air Service Safety Officer and Dennis Wilson replaces A. Levy as the Responsible Person: Aircraft.

(A) **Civair Helicopters and Aeroplanes (Pty) Ltd; Civair.** (B) Plot # 17, Beechcraft Road, General Aviation Area, Cape Town International Airport. (C) Class I, II & III; S601D, N111D & G112D. (D) Type S1, S2, N1, N2, G2, G3, G4, G5, G7, G8, G10, G11, G15 & G16 (Ship to shore and RPAS operations). (E) Category A2, A3, A4, H1 & H2. **Changes to the Management Plan:** Jean Kichenbrand replaces Stan Schroeder as the Air Service Safety Officer.

(A) **East London Air Services CC; East London Air Services.** (B) Air Hart Aircraft Hangar, East London Airport, East London. (C) Class II & III; N640D & G736D. (D) Type N1, N2, G3, & G7. (E) Category A3 & A4. **Changes to the Management Plan:** Mr W. W. Whitfield replaces Mr D. Y. Hart as the CEO & Mr D. S. Talbot replaces Mr W. W. Whitfield as the Air Service Safety Officer.

(A) **Out Of The Blue Air Safaris CC; Out Of The Blue Safaris.** (B) Hangar 110, Gate 13, Lanseria International Airport, 1748. (C) Class II; N422D. (D) Type N1 & N2. (E) Category A3 & A4. **Changes to the Management Plan:** Andries Venter replaces Stanley E. Nel as the Chief Executive Officer & David C. Steytler replaces Stanley E. Nel as the Air Service Safety Officer.

(A) **Tittanoffshore (Pty) Ltd.** (B) Convair Road, General Aviation Area, Cape Town International Airport. (C) Class III; G795D. (D) Type G3, G10, G15 & G16 (Ship to shore operations). (E) Category H1 & H2. **Due to addition of type G8 air service.**

(A) Guardian Air Assets Management (Pty) Ltd. (B) Hangar 30, Gate 5, Lanseria International Airport, Krugersdorp, 1748. (C) Class II & III; N1181D & G1182D. (D) Type N1, N2 & G7. (E) Category A2 & A3. Addition of category A1 & changes to the Management Plan: Mr Mark Swart replaces Mr Darryl Kent as the Air Service Safety Officer.

WARNING!!!

To all suppliers and potential suppliers of goods to the Government Printing Works

The Government Printing Works would like to warn members of the public against an organised syndicate(s) scamming unsuspecting members of the public and claiming to act on behalf of the Government Printing Works.

One of the ways in which the syndicate operates is by requesting quotations for various goods and services on a quotation form with the logo of the Government Printing Works. Once the official order is placed the syndicate requesting upfront payment before delivery will take place. Once the upfront payment is done the syndicate do not deliver the goods and service provider then expect payment from Government Printing Works.

Government Printing Works condemns such illegal activities and encourages service providers to confirm the legitimacy of purchase orders with GPW SCM, prior to processing and delivery of goods.

To confirm the legitimacy of purchase orders, please contact:

Anna-Marie du Toit (012) 748-6292 (Anna-Marie.DuToit@gpw.gov.za) and

Siraj Rizvi (012) 748-6380 (Siraj.Rizvi@gpw.gov.za)

Printed by and obtainable from the Government Printer, Bosman Street, Private Bag X85, Pretoria, 0001
Contact Centre Tel: 012-748 6200. eMail: info.egazette@gpw.gov.za
Publications: Tel: (012) 748 6053, 748 6061, 748 6065